

Azerbaijan

Extended Migration Profile

2010

Building Migration Partnerships (BMP)



The Czech Republic
Ministry of the Interior



Hungary
Ministry of the
Interior



Poland Ministry
of Interior and
Administration



Romania
Ministry of
Administration
and Interior



Slovakia
Ministry of
the Interior



International Centre
for Migration Policy
Development
(ICMPD)

All rights reserved. No part of this publication may be reproduced, copied or transmitted in any form or by any means, electronic or mechanic, including photocopy, recording, or any other information storage and retrieval system, without permission of the copyright owners.

This publication has been produced with the assistance of the European Union. The content of this publication is the responsibility of BMP team and can in no way be taken to reflect the views of the European Union.

Azerbaijan

Extended Migration Profile



Funded by the European Union's Thematic Programme

Co-financed and co-implemented by:



MINISTRY OF THE INTERIOR
OF THE CZECH REPUBLIC

The Czech Republic, Ministry of the Interior



Hungary, Ministry of Interior



Poland, Ministry of Interior and Administration



Romania, Ministry of Administration and Interior



Slovakia, Ministry of Interior



International Centre for Migration Policy Development (ICMPD)

Table of Contents

BACKGROUND.....	5
GENERAL COUNTRY INFORMATION	6
A. INTRODUCTION.....	7
A1. DEVELOPMENT REALITY	7
A2. RECENT MIGRATION PATTERNS: A BRIEF SUMMARY	10
B. ANALYSIS OF SOCIO-ECONOMIC CONTEXT OF MIGRATION.....	11
B1. DEMOGRAPHIC CHANGES	11
B2. ECONOMY AND ECONOMIC CLIMATE.....	15
B3. LABOUR MARKET ANALYSIS.....	22
B4. HUMAN CAPITAL	25
C. ANALYSIS OF THE MIGRATION SITUATION IN THE COUNTRY	28
C1. IMMIGRANTS	28
C1.1 TOTAL NUMBER OF IMMIGRANTS	28
C1.2 TYPES OF IMMIGRANTS.....	31
C1.3 IRREGULAR IMMIGRANTS.....	38
C2. EMIGRANTS	45
C2.1 TOTAL NUMBER OF EMIGRANTS	45
C2.2 TYPE OF EMIGRANTS	47
C2.3 IRREGULAR EMIGRANTS	54
C3. DIASPORAS ABROAD	56
C4. REMITTANCES OF NATIONALS LIVING ABROAD	58
D. ANALYSIS OF THE FACTORS DRIVING MIGRATION IN THE COUNTRY.....	60
D1. MAIN CHARACTERISTICS OF CURRENT MIGRATION TRENDS.....	60
D2. IDENTIFYING THE KEY PUSH AND PULL FACTORS OF MIGRATION	63
D3. POSSIBLE FUTURE TRENDS IN MIGRATION	64
E. COUNTRY SPECIFIC MODULE, FOLLOWING THE ISSUE OF SPECIAL INTEREST.....	65
F. MIGRATION POLICIES AND PROGRAMMES AND THEIR EFFECTIVENESS IN MANAGING THE MIGRATION AND DEVELOPMENT CHALLENGES	67
F1. OVERVIEW OF THE NATIONAL INSTITUTIONAL AND POLICY FRAMEWORK GOVERNING MIGRATION.....	67
F1.1 AN OVERVIEW OF RECENT MIGRATION POLICY DEVELOPMENTS	67
F1.2 AN OVERVIEW OF KEY DOMESTIC LEGISLATION.....	71
F1.3 A BRIEF DESCRIPTION OF KEY INSTITUTIONAL ACTORS INVOLVED IN MIGRATION MANAGEMENT AND DIASPORA	74
F2. AN ANALYSIS OF POLICY COHERENCE ISSUES	82
F3. REGIONAL AND INTERNATIONAL CO-OPERATION	84
F4. OVERALL ASSESSMENT OF THE MIGRATION POLICY CONTEXT	87
G. EVALUATING THE IMPACT OF MIGRATION AND MIGRATION POLICY ON THE SOCIO-ECONOMIC DEVELOPMENT	88
G1. IMPACT OF MIGRATION ON THE SOCIO-ECONOMIC DEVELOPMENT OF THE COUNTRY OF ORIGIN	88
G2. THE SOCIO-ECONOMIC DEVELOPMENT EFFECTS OF MIGRATION POLICIES AND OTHER FORMS OF INTERVENTION TARGETING MIGRATION.....	88

H. CONCLUSIONS.....	89
H1. MAIN FINDINGS ON CURRENT MIGRATION TRENDS	89
H2. IMPROVEMENT OF MIGRATION STATISTICS	90
H3. RECOMMENDATIONS REGARDING MIGRATION MANAGEMENT	90
ANNEXES	92
I - SOURCES AND VARIABLES USED FOR DATA COLLECTION	92
II - STATISTICAL ANNEX FOR ADDITIONAL TABLES AND FIGURES.....	93
III - OVERVIEW INTERNAL MIGRATION.....	95

Background

This Extended Migration Profile has been prepared in the framework of the “Building Migration Partnerships” initiative funded by the European Union’s Thematic Programme and running between January 2009 and December 2010. The overall objective of this initiative is to contribute to the implementation of the Joint Declaration agreed at the Prague Ministerial Conference "Building Migration Partnerships" (27-28 April 2009).

The “Building Migration Partnerships” initiative is jointly implemented by the Czech Republic (Ministry of the Interior), Hungary (Ministry of Interior), Poland (Ministry of Interior and Administration), Romania (Ministry of Administration and Interior), Slovakia (Ministry of Interior) and the International Centre for Migration Policy Development (ICMPD).

The beneficiaries of this initiative are the migration authorities of Armenia, Azerbaijan, Georgia, Kazakhstan, Kyrgyzstan, Moldova, Russian Federation, Tajikistan, Turkmenistan, Ukraine and Uzbekistan as well as Belarus (observer); specifically ministers and Heads of Departments of ministries and migration services of participating beneficiary countries holding main responsibilities in migration management, as well as officials of these ministries at senior working level.

This Extended Migration Profile has been elaborated on the basis of a template prepared by the European Commission. It contains different statistical and analytical information, which aims to evaluate the overall migration situation in a given country. The objective is to facilitate co-operation between countries in the field of migration management: on the one hand by providing information on the migration situation in a given country and, on the other, by providing a sound empirical and statistical basis for policy planning and development.

Part A of this Extended Migration Profile outlines how migration has evolved during the last years. Furthermore, it gives a brief summary of key migration trends and issues in the last decade. Part B of the Profile provides an overview of the socio-economic conditions of the country in order to understand possible push/pull factors of migration in the country.

Part C analyses, on the one hand, migration patterns and recent trends and, on the other, provides an overview of existing data such as numbers and types of immigrants/emigrants, irregular immigrants/emigrants as well as diasporas abroad and remittances. Part C also identifies data gaps.

Based on the information and data presented in Part A, B and C, Part D summarises the key migration trends indicating the main push and pull factors driving migration. Furthermore, the connections between different demographic and socio-economic factors and their implications for migration are explored, and indications of future migration developments are elaborated upon.

Part E of the Profile describes special interests and priorities of the country. Migration policies and programmes and their effectiveness in managing migration and development challenges are described in Part F, while part G aims to provide an overview of the impact of migration on the socio-economic development and the effectiveness of related migration policies.

The main findings and analysis are presented in Part H. This final part also indicates existing data gaps and suggests possible strategies to improve migration statistics. Furthermore, it proposes ways of making the migration Profile updateable, and presents key recommendations for policy makers to improve upon current migration management.

General country information¹



Capital:	Baku
Area:	total: 86,600 sq km (land: 82,629 sq km, water: 3,971 sq km)
Land boundaries:	total: 2,646 km (border countries: Armenia 1,007 km, Georgia 480 km, Iran 756 km, Russia 390 km, Turkey 13 km)
Population:	8,997,400 (2010 est.)
Ethnic groups:	Azeri 90.6%, Dagestani 2.2%, Russian 1.8%, Armenian 1.5%, other 3.9% (1999 census)
Languages:	Azerbaijani (Azeri), official language – more than 90%, Lezgi, Russian, Armenian, and other
President:	Ilham Aliyev
Head of Government:	Artur Rasizade
Government type:	Republic

¹ Map: CIA World Factbook (<https://www.cia.gov/library/publications/the-world-factbook/geos/aj.html>); general country information: Ministry of Foreign Affairs of Azerbaijan (<http://www.mfa.gov.az/eng/index.php>), State Statistical Committee of the Republic of Azerbaijan

A. Introduction

A1. Development reality

Azerbaijan has demonstrated the political will to work towards achieving the Millennium Development Goals (MDGs). This was clearly stated in the State Programme for Poverty Reduction and Economic Development (SPPRED), approved by the President Heydar Alyev on February 20, 2003, and is reflected in its proposal to develop the new long-term State Programme for Poverty Reduction and Sustainable Development for the period up to 2015².

The **Goal One to reduce poverty** is being phased in for Azerbaijan as way to reduce income-related poverty, including extreme poverty, the main indicators of which are food shortages and malnutrition. The target is to reduce, between 2002 and 2015, the proportion of people whose per capita monthly food expenditure is below the country's absolute poverty line. The baseline of the target is 46.7% of the population, according to the State Statistical Committee (SSC) of the Republic of Azerbaijan. SSC reports that the number of those below the poverty line has decreased significantly over recent years: taking as a baseline 46.7% of the population in 2002, in 2004 it was 40.2%, in 2006 – 20.8%, and in 2008 – 13.2, e.g. a decrease which comprised 71.7% comparing with 2002³.

The **achievement of universal primary education (MDG Two)** in Azerbaijan is a reality; therefore the country now has an additional goal – to improve the quality of primary and other levels of education.

While implementing **MDG Three – Gender Equality and Empowerment** – some success was achieved: women work in virtually all sectors of the economy and their share of employment increased from 47.7% in 2003 to 49% in 2009. The country has a policy of equal educational opportunities for girls and boys. In vocational schools and lyceums, for every 100 students there are 30 girls. The situation is different in secondary special educational institutions: here it is mainly girls who seek secondary pedagogical and secondary medical education. For every 100 students there are 67 girls in secondary specialized educational institutions. During the last five years the proportion of female students in higher education institutions has been 46%. Education extends womens' potential to participate in public life and to improve the quality and standard of living. Every year the number of women entering PhD programmes grows. Over the past 5 years the increase has been 22 per cent. The proportion of women in the total number of PhD students increased over this period from 28 to 46 per cent. Teaching has always been one of the first professions available to women, and women teachers have always provided a good example for improved female education. In full-time general educational institutions, professional schools, and secondary specialized educational institutions, almost three quarters of the teaching staff are women and in the institutions of higher education 47 per cent of staff are females. In Azerbaijan, substantial roles in science development belong to women. In 2009 54 per cent of 17 401 personnel engaged in research and development in scientific institutions were women. The leading scientific potential of the country is composed of 12 female associate members and three female academics.

The main problem concerning the monitoring of the implementation of **Goal Four, reduction of child mortality**, is the discrepancy between official data from administrative sources and survey estimates.

² UNDP in Azerbaijan, <http://www.un-az.org/undp/>

³ The State Statistical Committee of the Republic of Azerbaijan, MDG indicators, <http://www.azstat.org/indexen.php>

The State Statistical Committee, which presents official statistical data, reports that there is a significant improvement from all indicators of this project's targets.

In the related **MDG Five – improvement of maternal health**, Azerbaijan aims to achieve the same level of maternal mortality of 1990, when it was close to those reported for high income countries (9.3 per 100,000 births). However, the situation considerably deteriorated during the transition period: there were 43.8 deaths registered per 100,000 births in 1994, 44.1 – in 1996, 43.4 – in 1999. Although the level has not yet been achieved, there has been a significant improvement over the last years: the maternal mortality rate in 2008 was 26.3 per 100,000 births. Azerbaijan also made progress in the proportion of births attended by skilled health specialists, as this is one of the main risks of childbirth. According to SSC, in 2008 98.0% of births were attended by health personnel (90.4% in 1997, 94.0% in 2001, and 95.8% in 2006).

- **Human Development Index**

According to the 2009 Human Development Report of the United Nations Development Programme (UNDP)⁴, Azerbaijan was ranked 86th out of 182 countries in 2007 (98th in 2006). The Human Development Index (HDI) for Azerbaijan is 0.787, which shows that it belongs to the medium human development category, and this division remained unchanged during the years of independency. Although the percentage of increase in GDP is similar for countries with high and very high human development ratings, the gaps between these countries and Azerbaijan in general health and life expectancy at birth are still very large.

According to official statistics (State Statistics Committee of Azerbaijan) HDI is not 0.787, but 0.794, where there is a positive dynamic not only in income, but in other major components of the human development index. For example, life expectancy increased from 71.1 in 1990 to 73.5 in 2009, and the adult literacy rate had risen from 97.3% in 1990 to 99.6% in 2009, while the total number of students grew from 65.1% in 1990 to 75.1% in 2009.

- **Life expectancy Index**

As the Life Expectancy Index in general does not respond to short term policy changes, this index for Azerbaijan did not change much from 1990 to 2007 either, although the reports provided by the UNDP highlight a decrease in this category from 71 years in 1990 to 70 years in 2007. The State Statistical Committee of the Republic of Azerbaijan provides different data in its statistical yearbook on population⁵:

	Total population	Male	Female
1990	71.1	67.0	74.8
2008	72.4	69.7	75.1

Compared to countries with very high human development ratings the difference in life expectancy at birth is about 10 years on average.

- **Education Index**

The Education Index for Azerbaijan measured by adult literacy and gross academic enrolment was 0.881 in 2007 according to the UNDP; it corresponds to those countries with high human development ratings.

⁴Human development Reports, UNDP, <http://hdr.undp.org/en/reports/global/hdr2009/>

⁵ The State Statistical Committee of the Republic of Azerbaijan, Statistical Yearbook on Population, http://www.azstat.org/statinfo/demographic/en/AZ_1.shtml

In 2007, the adult literacy rate for Azerbaijan was 99.5% (99.3% – female and 99.8% – male), ranking the country 13th in this category. Literacy rate in Azerbaijan is slightly higher in urban areas⁶:

	Total population			Urban population			Rural population		
	Total	Male	Female	Total	Male	Female	Total	Male	Female
1989	97.3	98.9	95.9	98.2	99.3	97.1	96.2	98.5	94.3
2007	99.5	99.8	99.3	99.8	99.9	99.7	99.2	99.6	98.9
2008	99.6	99.8	99.4	99.8	99.9	99.7	99.4	99.7	99

The Gross Enrolment Index however ranks Azerbaijan only 120th in this category and constitutes 66.2%. However, according to the official data of the State Statistics Committee of the Republic of Azerbaijan, the Gross Enrolment Index of those aged between 6 - 21 years in 2010 is 76.3%. Thus, Azerbaijan should take 30th place.

- **GDP index**

GDP per capita index corresponds to the income of the population. This index is important in evaluating the development of the country, while it can also reflect short-term policy changes. In the case of Azerbaijan the GDP index (PPP) per capita increased by 50% from 1990 to 2007. The annual increase UNDP reports that in 1990 the GDP per capita comprised 3,977 USD, in 2007 – 7,851. The State Statistical Committee reports an even higher increase of GDP: in 2008 the increase was 27.7% comparing with 2007. However, the average GDP index for countries with very high human development ratings is 79% higher than for Azerbaijan, and in countries with high human development ratings – by 37.5% higher than in Azerbaijan.

⁶ Ibis

A2. Recent migration patterns: a brief summary

As with many other former Soviet republics, Azerbaijan has faced major changes in its migration processes shortly before it regained independency in 1991 and since then also. At that time Azerbaijan experienced significant emigration, which was connected not only to the economical difficulties of its transition from a centralised to a market economy, as in all post-Soviet regions, but also by the conflict in the Nagorno-Karabakh region. This inter-ethnic conflict in and around Nagorno-Karabakh erupted in 1989 and continued for 6 years. Although a ceasefire was reached in 1994, armed conflicts between Armenia and Azerbaijan continued. As a result, about 20% of the territory of Azerbaijan is occupied; the war forced more than one million Azeri people to flee the region. The presence of more than one million displaced persons and refugees who mostly lost their jobs and income sources had even worse repercussions on socio-economical development. All these factors further influenced emigration from Azerbaijan.

UNHCR reports that there are still more than 600 thousand internally displaced persons who have lost a total of about 300 thousand jobs and, additionally, have been a catalyst for emigration.. There remains a high risk of migration flows to Azerbaijan in the event of any aggravation to the humanitarian and security situation at the Southern border.

The main channels of legal migration from and to Azerbaijan lie in the direction of Russia. As Azerbaijan has a visa-free regime with the Russian Federation, it is difficult to estimate the actual number of emigrants from Azerbaijan to this country as well as to other CIS states. At the same time, immigration to Azerbaijan has increased every year, and this has slowly balanced the net migration movements in the country. Considerable energy resources, significant agronomic potential and economic reforms make Azerbaijan more and more attractive for labour migrants as well as for repatriates. The State Statistical Committee of the Republic of Azerbaijan reports that in 1995 net migration constituted -9.8 thousand people, in 2007 – only -1.1 thousand, and in 2008 - +1.1 thousand.

Azerbaijan is situated in the way of transit migration routes from neighbouring countries to Europe, which, together with the conflicts and instability of the region, makes transit migration through the country significant. Trafficking in human beings constitutes a phenomenon of growing concern for Azerbaijan, which is a country of origin and transit for victims of trafficking for the purpose of sexual exploitation and forced labour.

Strong opposition to the new challenges and threats posed by international terrorism and organized crime is ongoing; efforts in the protection of public order, the preventing, combating and detection of offences, , and the fight against trafficking in human beings, illegal immigration, corruption, drug trafficking, and illegal trafficking in weapons are augmented.

A respective database of regulatory legal acts to fight illegal migration has now been established in the country.

In view of international practices related to the harmonization of safety standards, in order to create regulatory software and hardware, the organizational, financial and economic principles of biometric identification development in the Azerbaijan Republic is almost completed, and this will, inter alia, be directed to the prevention and detection of illegal migration.

B. Analysis of socio-economic context of migration

B1. Demographic changes

- **Population volume**

Azerbaijan's total population increased from 7.2 million in 1991 to 9.0 million in 2010⁷, or 25%. As estimated by the Population Division of the Department of Economic and Social Affairs of the United Nations Secretariat, the population of Azerbaijan would reach 10.1 million by 2025⁸. The gender ratio of the population was 1,041 females to 1,000 males in 2009. Such a population distribution is stable and remains almost the same between 1991 and 2009 (49% - male and 51% - female)⁹.

Population of Azerbaijan by gender (at the beginning of year)¹⁰:

Year	Total		Male		Female	
	Population, thousand	% from total	Total, thousand	% from total population	Total, thousand	% from total population
1991	7 218.5	100	3 524.1	48.8	3 694.4	51.2
2007*	8 665.9	100	4 241.2	48.9	4 424.7	51.1
2008*	8 779.8	100	4 298.8	49.0	4 481.0	51.0
2009*	8 896.9	100	4 358.3	49.0	4 538.6	51.0
2010*	8 997.4	100	4 408.7	49.0	4 588.7	51.0

*According to estimations of the Population census, April 2009

Population of Azerbaijan by age group (at the beginning of the year)¹¹:

Year	0-14		15-64		65+	
	Population, thousand	% from total	Total, thousand	% from total population	Total, thousand	% from total population
1991	2,383.8	33.0	4,490.0	62.2	344.7	4.8
2007*	2,062.6	23.8	5,990.3	69.1	613.0	7.1
2008*	2,034.4	23.2	6,132.3	69.8	613.1	7.0
2009*	2,014.1	22.6	6,281.6	70.6	601.2	6.8
2010*	2,036.9	22.6	6,352.5	70.6	608.0	6.8

*According to estimations of the Population census, April 2009

The latest data distribution of population by **ethnic group** provided by the Statistical Committee of the Republic of Azerbaijan is for the Population census of 1999. Comparing this with population statistics from 1989 (before the regaining of independence), the Azeris ethnic group increased by 7.9%, the population of the Tالش ethnic group increased by 0.7%, Russians – decreased by 3.8%, and Armenians – decreased by 4.1%:

⁷ The Statistical Committee of the Republic of Azerbaijan, Demographic indicators, http://www.azstat.org/statinfo/demographic/en/AZ_1.shtml

⁸ Population Division of the Department of Economic and Social Affairs of the United Nations Secretariat, <http://esa.un.org/unpp/index.asp>

⁹ The Statistical Committee of the Republic of Azerbaijan, Demographic indicators, http://www.azstat.org/statinfo/demographic/en/AZ_1.shtml

¹⁰ Information of the Ministry of Labour and Social Protection of Population of the Republic of Azerbaijan

¹¹ Ibis

	1999	%	1989	%
Total	7,953.4	100.0	7,021.2	100.0
Azeri	7,205.5	90.6	5,805.0	82.7
Lezgi	178.0	2.2	171.4	2.4
Russian	141.7	1.8	392.3	5.6
Armenian	120.7	1.5	390.5	5.6
Talish	76.8	1.0	21.2	0.3
Other	230.7	2.9	240.8	3.4

Although the data on population distribution according to ethnicity is not up-to-date, the trend towards an increasing Azeri population is noticeable. This trend is common to all ex-Soviet republics: after independence many representatives of other ethnic groups (mainly ethnic Russians) left for their native land. In Azerbaijan the situation was complicated by the conflict in Nagorno-Karabakh, during and after which a majority of the Armenian population left Azerbaijan (at the moment the Armenian group is mainly located at the territory of Nagorno-Karabakh of Azerbaijan).

- **Density and urbanisation**

Azerbaijan covers 86.6 thousand square km, which makes an average density, based on the 2009 National population Census, of 103 persons per square km, which is the highest for the neighbouring region. The population density of the capital city, Baku, is 958 persons per square km. The population of Baku, according to the National Census, was 2,046,100 persons in 2009.

The urban population of Azerbaijan was almost 10% higher than the rural population in 2009¹²:

	Total population	Urban population	Rural population	Percentage of urban population	Percentage of rural population
1995	7,643.5	4,005.6	3,637.9	52.4	47.6
2005	8,447.3	4,477.6	3,969.7	53.0	47.0
2006	8,553.0	4,565.7	3,987.3	53.4	46.6
2007	8,665.9	4,636.6	4,029.3	53.5	46.5
2008	8,779.8	4,733.6	4,046.2	53.9	46.1
2009	8,896.9	4,818.3	4,078.6	54.2	45.8

- **Population growth rate**

According to the State Statistics Committee, the population increased by 26% for the period from 1990 to 2010, amounting to 9.0 million.

The population of the country was 100.2 thousand in 2009, which was 8% higher than the previous year. An increase in the birth rate and decrease in the mortality rate was also observed in 2009. More specifically, in 2009 152.2 thousand children (17.3 %) were born, 54.1% of which are boys. The number of deaths in that year decreased by 1.3% in comparison with 2008, and stands at 52.0 thousand (5.9%).

Year	Total population, by thousands	Growth rate to the previous year (period), percentage
1990	7131.9	
1995	7726.2	107.2

¹² The Statistical Committee of the Republic of Azerbaijan, Demographic indicators, http://www.azstat.org/statinfo/demographic/en/AZ_1.shtml

2000*	8032.8	105.1
2005*	8447.3	101.2
2006*	8553.0	101.3
2007*	8665.9	101.3
2008*	8779.8	101.3
2009*	8896.9	101.3
2010*	8997.4	101.1

*According to estimations of the Population census, April 2009

- **Net migration**

The total number of departures from Azerbaijan is higher during the years 2003 to 2007. According to data from the State Statistical Committee Yearbook for 2008, in 2007 8,545 more persons departed from Azerbaijan than arrived. The main countries of origin of short-time visitors and tourists are Russia, Georgia, Iran, Turkey, Ukraine, United Kingdom, Kazakhstan, USA, Germany and Uzbekistan.

Statistics show that the migration situation in Azerbaijan has been characterized by a major emigration flow during the early 90s, although in recent years the situation has changed and there are now many more immigrants arriving. For example, according to the State Statistics Committee of Azerbaijan, 2530 people left the country in 2008, 2458 of which emigrated to CIS countries. In 2008 3597 people came to Azerbaijan, 3187 of which came from CIS countries. Thus in 2008 the number of arrivals exceeded departures by 1067.

Net migration in Azerbaijan (thousand people)¹³:

	Total	Urban areas	Rural areas
1995	-9.8	-9.5	-0.3
2005	-0.9	-0.6	-0.3
2006	-0.4	-1.9	1.5
2007	-1.1	-1.4	0.3

Currently the main countries of destination of emigrants from Azerbaijan are Russia, Ukraine, Belarus, and Kazakhstan. Among the non-CIS countries in the middle of the last decade the main countries of destination were Israel, USA, and Germany, but at the moment emigration from Azerbaijan to these countries is insignificant. The majority of immigrants come from Russia, Ukraine, Georgia, Kazakhstan, and Turkmenistan.

- **Conclusion**

Official data on population growth, in conjunction with data on the growth of economy as well as official reports on the achievement of Millennium Development Goals, show that the overall socio-economical situation has significantly improved in Azerbaijan over recent years. Regular international migration to and from the country is not significant (the number of emigrants was 0.04% from total the population in 2008, and number of immigrants – 0.03%). However, irregular emigration, irregular transit migration, and trafficking in human beings, are issues of growing concern for Azerbaijan. It is difficult to gain an accurate picture of emigration from Azerbaijan while the majority of emigrants are going to the CIS countries, where a visa-free regime is in place. Another challenge related to migration and to the socio-economical development of the population is the presence of internally displaced persons, were forced to abandon their homes due to the conflict in the Nagorno-Karabakh region. Moreover, the situation in

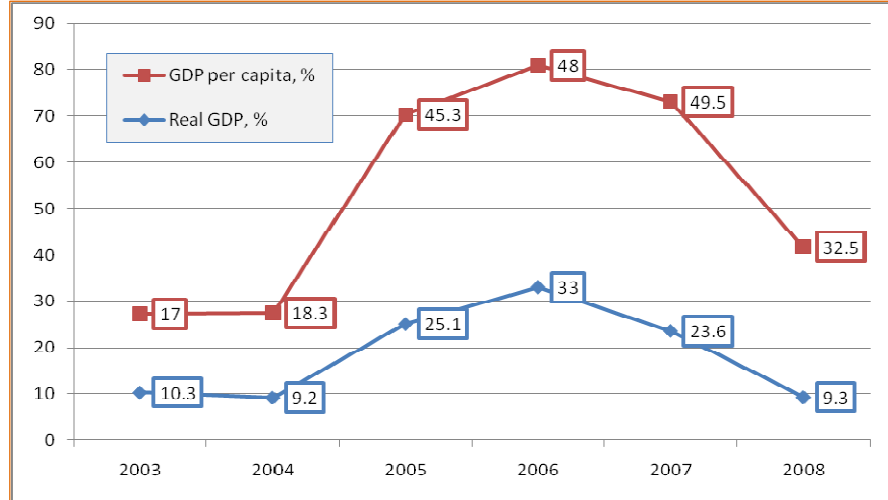
¹³ The State Statistical Department of the Republic of Azerbaijan, Statistic Yearbook 2008, <http://www.azstat.org/publications/yearbook/SYA2008/Pdf/02.pdf>

those Near East countries neighbouring Azerbaijan poses a risk of both international and internal migration flows.

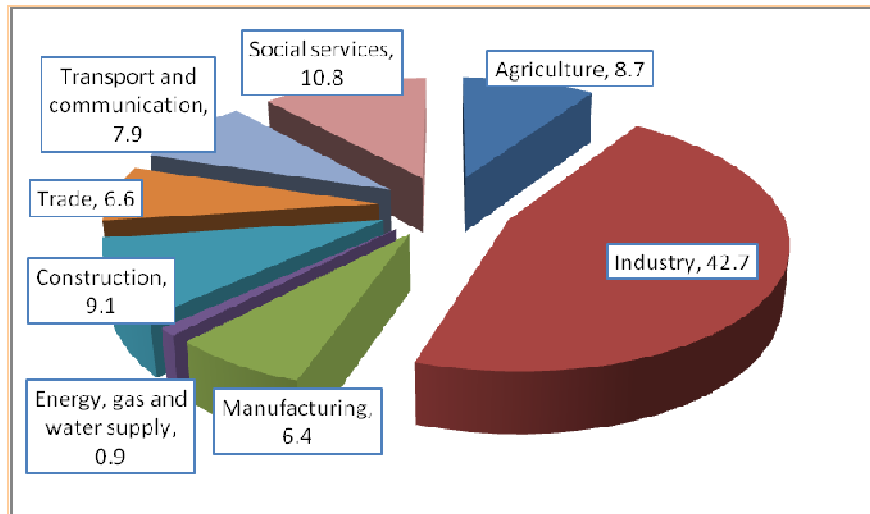
B2. Economy and economic climate

The Azerbaijan economy, based on free market relations, was formed as a socially directed and developing economic system. The existing natural, technical and scientific potential was included in the economy, which supported the rational integration of the national economy into the world economic system.

As a result of successfully conducted reforms in the social and economic policy, macroeconomic stability and economic increase were achieved. Thus in 2003 - 2008 GDP increased 2.9 times: in the petroleum sector – 4.2 times, in the nonpetroleum sector – 2.0 times, including agriculture - 32.7%: construction - 3.5 times: trade - 2.2 times: transport - 2.2 times: communications – 5.0 times.



Share of economy sectors in the growth of real GDP, 2003 – 2008, %¹⁴:



The increase of GDP per capita was also significant: if in 2004 it was 1,048.5 USD, in 2008 GDP per capita indices were brought to 5,603.3 USD¹⁵.

The oil and natural gas industries play a significant role in the social and economic development of the Republic of Azerbaijan. The realization of the petroleum strategy began on September 20, 1994, with

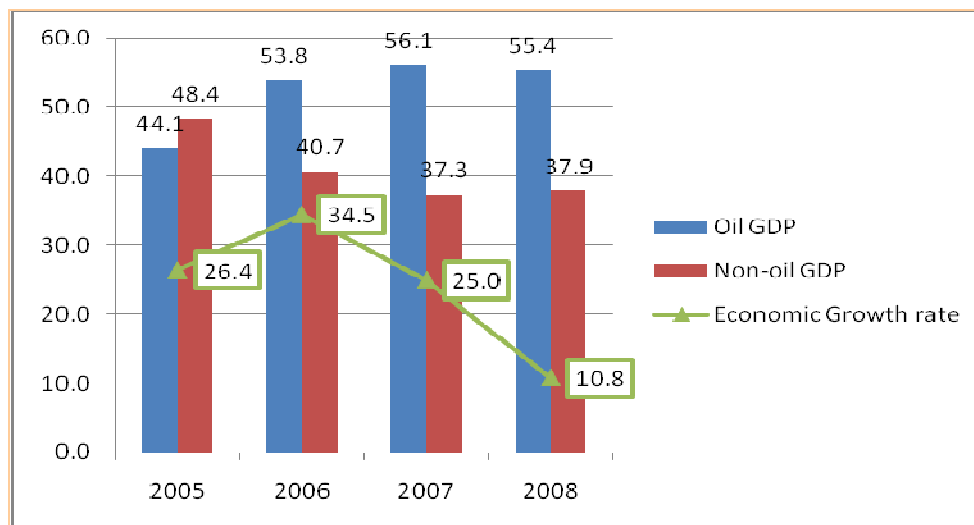
¹⁴ The State Statistical Department of the Republic of Azerbaijan, Azerbaijan in figures, <http://www.azstat.org/publications/azfigures/2009/en/index.shtml>

¹⁵ Information of the Ministry of Economical Development of the Republic of Azerbaijan

the signing of the so-called “Century Contract”. In 2008 oil production comprised 44.5 million tons, natural gas - 23.4 cubic billion, which, compared with 2003, showed an increase 2.9 and 4.6 times respectively. In 2005 the President of Azerbaijan adopted the State Programme on the development of the energy sector of the Republic of Azerbaijan (2005 – 2015).

Asia Development Bank reports that, in 2008, for the fourth consecutive year, Azerbaijan’s economy was among the fastest-growing in the world. However, growth declined to 10.8% from 25.0% in 2007, and 34.5% in 2006.

Sources of economic growth by sector, %¹⁶:



• **Main macroeconomic indicators:**

Growth of real GDP and GDP per capita, 2000 – 2008¹⁷:

	2000	2001	2002	2003	2004	2005	2006	2007	2008
GDP, mln. USD	5,272.8	5,707.7	6,235.9	7,276.0	8,680.4	13,238.7	20,983.0	33,050.3	48,852.5
GDP per capita, USD	662.9	710.5	768.9	888.5	1,048.5	1,579.8	2,471.6	3,841.7	5,603.3

Sectors growth rate, 2003 – 2008, %¹⁸:

	2003	2004	2005	2006	2007	2008
Agriculture	5,6	5	7,5	0,9	4	6,1
Industry	6,3	4,3	56,9	57,6	35,3	6,8

¹⁶ The Central Bank of the Republic of Azerbaijan, Annual Report, 2008, http://www.cbar.az/assets/793/report_2008.pdf

¹⁷ The State Statistical Department of the Republic of Azerbaijan, Azerbaijan in figures, <http://www.azstat.org/publications/azfigures/2009/en/index.shtml>

¹⁸ The State Statistical Department of the Republic of Azerbaijan, Azerbaijan in figures, <http://www.azstat.org/publications/azfigures/2009/en/index.shtml>

Energy, gas and water supply	16,3	2,4	4,8	8	-7,4	7,7
Construction	47,8	36,9	2	8,6	16	36
Trade	11,9	14,8	14,2	17,9	17,2	17,5
Transport and communication	7,9	4,6	11,5	33,3	13,6	13,8
Social services	6,7	4	1,8	7,7	5,2	8,8

In 2008, the ultimate target of the monetary policy, the inflation rate, was 20.8%. The actual level of inflation in 2007 was 16.7%, which is below the projections and forecasts of the international institutions (20 - 22%). This was made possible by the Government's and National Bank's anti-inflation policy, as well as by the effect of the international commodity market price downfall. The decline of inflation had of course a positive effect on personal income¹⁹.

The inflation rate continued to decline in 2009 and at the end of the year was 1.5%, while the average for the year was 4.8%, lowest rate since 2004²⁰:

	2004	2005	2006	2007	2008	2009
Annual Inflation, %	6,8	11,6	8,3	16,7	20,8	1,5

- **Investment climate:**

Fiscal/taxation policy

Data on the receipt of taxes and other payments to the state budget, 2008 (AZN)²¹:

Taxes	Forecast	Tax revenue	%	Difference
Value Added Tax (VAT)	1,142,144.0	1,169,893.6	102.4	27,749.6
Excise	365,031.0	395,810.5	108.4	30,779.5
Profit Tax	2,450,528.5	2,863,950.2	116.9	413,421.7
Mining Tax	137,031.0	147,749.5	107.8	10,718.5
Land Tax	30,150.0	30,789.7	102.1	639.7
Property Tax	110,192.0	113,225.5	102.8	3,033.5
Individual Income Tax	799,044.0	637,800.2	79.8	-161,243.8
State Duty	52,800.0	59,870.7	113.4	7,070.7
Road Tax	26,287.0	27,365.6	104.1	1,078.6
Simplified Tax	63,623.5	65,654.5	103.2	2,031.0
Other Taxes	222,169.0	234,455.8	105.5	12,286.8
Budgetary receipts derived from the differences between the contract (retail) and domestic wholesale prices of exported price regulating commodities		198,990.5		198,990.5
Rental payment from rent of state owned lands	4,000.0	1,724.9	43.1	-2.275.1
Total	5,399,000.0	5,746,565.8	106.4	347.565,8

¹⁹ The Central Bank of the Republic of Azerbaijan, Annual Report, 2008,

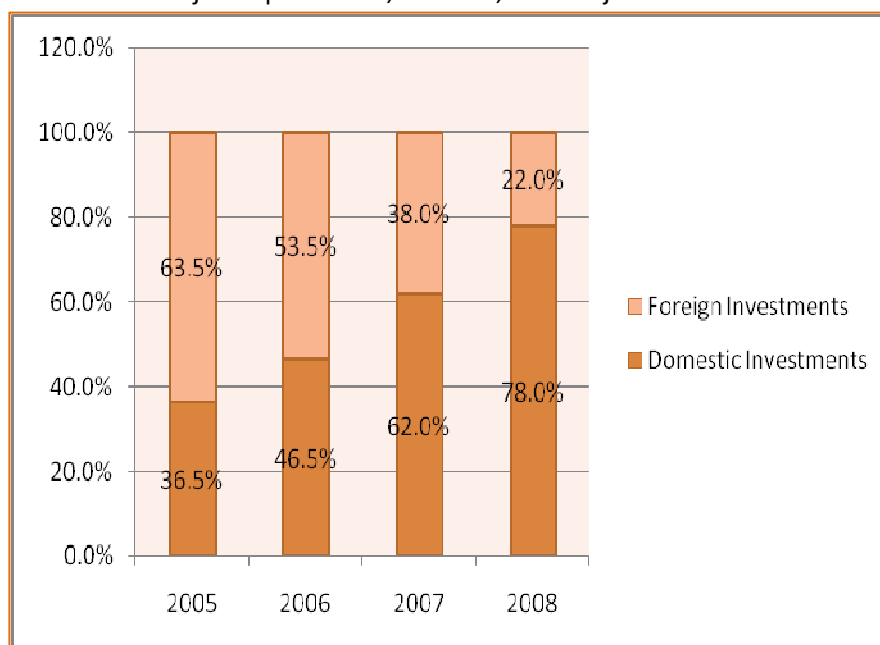
http://www.cbar.az/assets/793/report_2008.pdf

²⁰ The Central Bank of the Republic of Azerbaijan, Annual Inflation Rate, <http://www.cbar.az/>

²¹ Ministry of Taxes of the Republic of Azerbaijan, <http://www.taxes.gov.az/?name=statistika&lang=eng&page=6>

The Central Bank of the Republic of Azerbaijan reports that, in 2008, Azerbaijan's investment activity continued with investments in fixed capital amounting to AZN 9.1 billion or 31.8% more than in 2007. 78.0% of the total investments were financed from domestic sources (62% - in 2007).

Domestic investments financed from the budget increased by 2.1 times, while the 54.4% of domestic investments in fixed capital were financed from the budget (in 2007, the budget accounted for 47.7% of the total domestic investments).



Capital and foreign investments²²:

	Total	Domestic Investments	Foreign Investments
2005	5,770	2,105	3,665
2006	6,234	2,901	3,333
2007	7,471	4,627	2,844
2008	9,944	7,702	2,242

In 2008, 29.4% of the total investments were directed to the oil sector, and 70.6% - to the non-oil sector. Investments to the oil sector amounted to AZN 2.9 billion, which is 18.3% less than in 2007²³.

- **Informal economy:**

As with the majority of former USSR countries, Azerbaijan's economy is in a transition period. The country has additionally faced the phenomenon of having an informal or hidden economy. According to the OECD calculation, the informal economy of Azerbaijan amounted to about 14.4% of total GDP in 2005. The State Statistical Committee of Azerbaijan estimates that the main sectors of this hidden economy are agriculture, hunting and forestry (29.7% of this sector comprises informal employment, and its share of GDP is 4.0%), manufacturing (39.3% of all employment in the sector, 3.2% of total GDP), fishery (94.1% of the sector; 0.2% of GDP), construction (5.3% of sector; 2.6% of GDP), wholesale and retail trade, repair of cars, motorcycles, household goods and personal use items (35% of sector; 2.1% of GDP), hotels and restaurants (4.8% of sector; 0.2% of GDP), transport, warehousing and communication (22.9% of sector; 0.9% of GDP), real estate operations (10.0% of sector; 0.3% of GDP), education (14.3%

²² The Central Bank of the Republic of Azerbaijan, Annual Report, 2008, http://www.cbar.az/assets/793/report_2008.pdf

²³ The Central Bank of the Republic of Azerbaijan, Annual Report, 2008, http://www.cbar.az/assets/793/report_2008.pdf

of sector; 0.4% of GDP), public health and social services (21.6% of sector, 0.2% of GDP), other community, social and personal services (12.7% of sector; 0.5% of GDP)²⁴.

Azerbaijan seeks to simplify procedures to establish enterprises and in this way to legalise its informal economy. To this end, for example, a sweeping reform was brought in January 2008. To start a new business, only seven documents need to be submitted and six procedures completed at the new one-stop State Business Registry. At present, establishing an enterprise takes up to 8 days, 3 of which are related to state registration. Prior to 2008, entrepreneurs intending to start a business in Azerbaijan had to register at five different agencies, complete 15 procedures, and file 33 documents. On average this process took more than 60 days to complete²⁵.

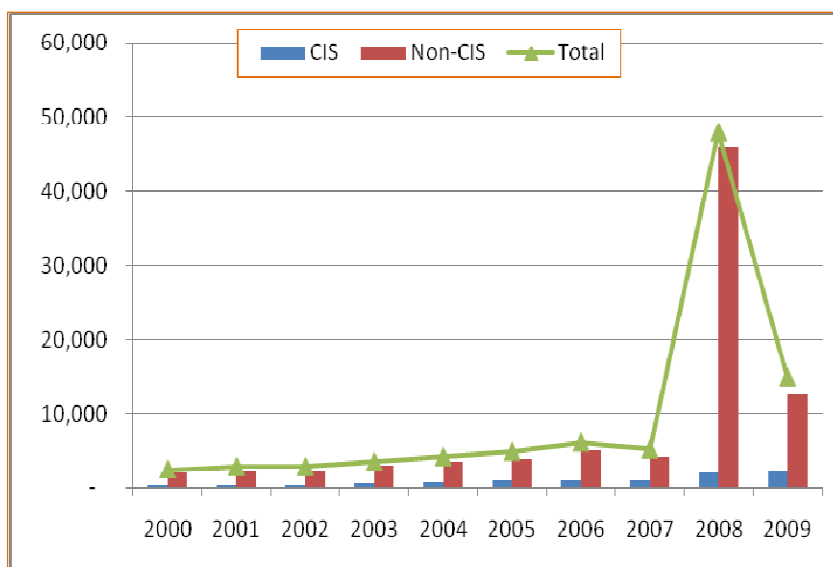
- **Trade:**

In 2009 Azerbaijan maintained trading relations with 138 countries around the world, and has further intensified its trading with Italy, USA, France, Israel, Russia, Turkey, Germany, Ukraine, and China. These countries alone accounted for 57.58% of the country's total import transactions and 60.15% of export transactions during the year²⁶.

The Trade balance of Azerbaijan with non-CIS countries comes to 8.8 billion USD, while with CIS countries it remains negative (-0.22 billion USD).

- **Export**

In 2009 the total amount of **exports amounted to USD 14.7 billion**, out of which 91.66%, or USD 13.5 billion, were petroleum products. Exports to non-CIS countries comprised 88.63% of all exports from Azerbaijan, or USD 13.0 billion, exports to CIS countries – 11.37%, or USD 1.7 billion. Azerbaijan's main export countries among non-CIS states were Italy (25.77% of exports), USA (11.88%), France (9.02%), Israel (8.41%), Taiwan (4.63%), Indonesia (4.49%), Canada (4.00%), and Malaysia (2.64%). The share of the exports to EU countries constituted 43.6%. Azerbaijan's



²⁴ United Nations Economic and Social Commission for Asia and the Pacific, OECD/UNESCAP/ADB Workshop on Assessing and Improving Statistical Quality: Measuring the Non-observed Economy, 11 – 14 May, 2004, Bangkok. Country Paper: Azerbaijan. Non-observed economy and its assessment in Statistical practice of Azerbaijan; http://www.unescap.org/STAT/meet/wnoe/waisq_azerbaijan.pdf

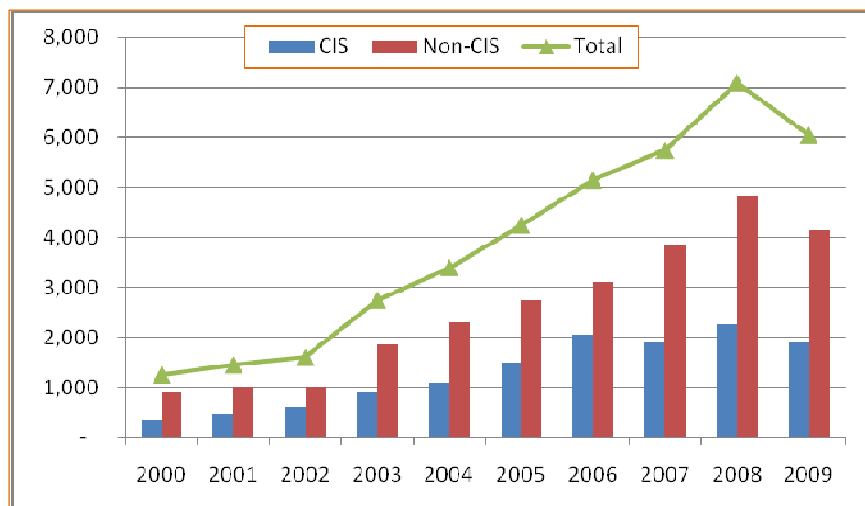
²⁵ OECD, Policy roundtable; Competition Policy and the Informal Economy 2009, <http://www.oecd.org/dataoecd/12/47/44547855.pdf>

²⁶ Information of State Customs Committee of the Republic of Azerbaijan

main export countries among CIS states were the Russian Federation (5.07% of exports), Georgia (2.69%), and Ukraine (1.25%)²⁷.

- **Import**

Imports to Azerbaijan were worth USD 6.1 billion in 2009, out of which USD 4.21 billion, or 69.11%, - from non-CIS countries, and USD 1.89 billion, or 30.89%, - from non CIS countries. The range of imports included machinery, electrical and technological equipment (34.79% of imports), miscellaneous articles of base metal (9.09%), vegetables (7.2%), food products (11.60%), products of chemical industries (6.1%), plastic and rubber products(2.4%), articles of stone, cement and ceramic



(2.4%), etc²⁸. Azerbaijan’s main import partners in 2009 among non-CIS countries were Turkey (14.80% of all imports), Germany (9.0%), China (7.92%), The United Kingdom (4.49%), USA (4.32%), Japan (2.39%), and France (2.32). Among CIS countries the main import countries were Russian Federation (17.5% of all imports), Ukraine (8.36%), and Belarus (2.23%). Imports from the EU Member States comprised 26.7% of all imports in 2009²⁹.

- **Consumer price index**

The total consumer price index increased in Azerbaijan in 2008 by 20.8% (in 2007 – by 16.7%). The highest increase is noticed on food products (9.6% in 2008; 4.8% - in 2007); customer prices on the non-food products index increased only very slightly in 2008 – by 0.9% (in 2007 – by 4.7%) and the customer price index on paid services decreased by 12.4% (in 2007 this index increased by 18.8%)³⁰:

	2005	2006	2007	2008
Goods and services total	109.6	108.3	116.7	120.8
Food products	110.9	111.9	116.2	128.6
Non-food products	105.4	105.3	110.5	111.5
Paid services	109.7	102.6	125.3	111.4

²⁷ The Central Bank of the Republic of Azerbaijan; Statistics, Direction of Foreign Trade of the Republic of Azerbaijan (based on a balance of payment methodology), <http://www.cbar.az/pages/statistics/main-macroeconomic-indicators/>.

²⁸ The Central Bank of the Republic of Azerbaijan, Statistics, Direction of Foreign Trade of the Republic of Azerbaijan (based on a balance of payment methodology), <http://www.cbar.az/pages/statistics/main-macroeconomic-indicators/>; State Statistical Department, Azerbaijan in figures, <http://www.azstat.org/publications/azfigures/2009/en/index.shtml>

²⁹ Information of State Customs Committee of the Republic of Azerbaijan

³⁰ State Statistical Committee of the Republic of Azerbaijan, Price and tariff indexes, http://www.azstat.org/statinfo/price_tarif/en/index.shtml

- **Conclusion**

Although the economic growth has slowed during the last two years, Azerbaijan's economy remains one of the fastest growing in the world. Almost all economic development indicators show improvement, including areas such as the streamlining business regulations, the reduction of regional disparities and promoting the development of the non-oil industrial sector, etc.

The trade balance of the Republic of Azerbaijan is positive: in 2008 it reached 23 billion USD, in 2009 – 15 billion USD. The main component of such high trade balance is the high level of oil products exported to non-CIS countries, while import levels, especially from non-CIS countries, remains very low.

B3. Labour market analysis

- **Labour force growth rate**³¹

4,331.8 thousand people were of an economically active age in 2009 in Azerbaijan, or 48.1% of total population. The labour force growth rate in principle reflects the total growth of the population of Azerbaijan. The economically active population comprised almost a half of the total population, and this proportion has not changed significantly over the last five years: in 2004 the active population constituted 49.8% of the total; in 2005 - 49.4%, in 2006 – 49.9%, in 2007 – 49.7%, and in 2008 – 49.5%.

	2005	2006	2007	2008	2009
Total population (thousand)	8553.0	8665.9	8779.8	8896.9	8997.4
Economically active population, <i>of which:</i>	4168.0	4264.2	4295.2	4318.2	4331.8
Male	2181.5	2211.1	2192.4	2190.7	2201.8
Female	1986.5	2053.1	2102.8	2127.5	2130.0

The proportion of women among the economically active population increased from 47.7% in 2004 to 49.2% in 2008. Thus the growth of the active female population was faster during the last five years (the average of growth constituted 1.7%), while at the same time the active male population decreased slightly during 2006 and 2008.

- **Employment and unemployment rate**

The stable growth observed through macroeconomic indicators have created favourable conditions for the social development of the economy, increasing the overall standard of living and creating greater employment opportunities. . According to the State Statistics Committee, in the course of 2009 73613 new jobs were created, 54515 of which (74%) are permanent, while 70.3 % of new jobs are covered by the regions, and 91.8% are in the non-State sector of the economy.

The State Statistical Committee of the Republic of Azerbaijan reported³² that 93.9% of the economically active population was employed in 2008. This refers to 2,048.3 thousand males (or 93.5% of the economically active male population) and 2,007.7 female (or 94.4% of the economically active female population). Over the last decade the highest employment rate was noticed in 2000; it reached 98.8% in 2003, then declined to 90.3% before rising again over the last five years by an average of 0.7%.

	2004	2005	2006	2007	2008
Total number of economically active in the population, thousand person	4157.8	4168	4264.2	4295.2	4318.2
male	2175.6	2181.5	2211.1	2192.4	2190.7
female	1982.2	1986.5	2053.1	2102.8	2127.5
Total number of employed in the population	3809.1	3850.2	3973	4014.1	4056
percentage of economically active in the population	91.6	92.4	93.2	93.5	93.9
male	1995.8	2017.4	2054.1	2028.5	2048.3
female	1813.3	1832.8	1918.9	1985.6	2007.7

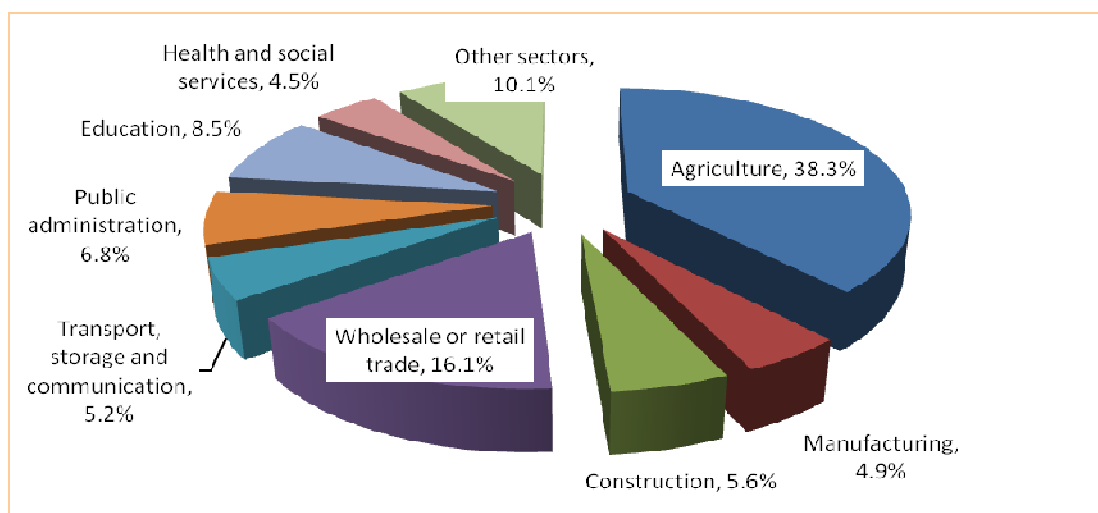
³¹ State Statistical Committee of the Republic of Azerbaijan, Labour statistics, <http://www.azstat.org/statinfo/labour/en/index.shtml>

³² State Statistical Committee of the Republic of Azerbaijan, Labour statistics, <http://www.azstat.org/statinfo/labour/en/index.shtml>

Total number of unemployed in the population	348.7	317.8	291.2	281.1	262.2
percentage of economically active in the population	8.4	7.6	6.8	6.5	6.1
Male	179.8	164.1	157	163.9	142.4
Female	168.9	153.7	134.2	117.2	119.8

Traditionally the biggest employment sector is agriculture – with more than 38% of the population employed, or 1,553.1 thousand persons; 16.1% of the employed population (654.2 thousand) worked in the wholesale and retail trades; 8.5% (345.7 thousand) - in education; 6.8% (274.2 thousand) - in public administration, defense and social services; 5.6% (226.1 thousand) - in the construction field.

Distribution of employed population by economic activity, 2008:



In 2008, 69.3% of the employed population worked in the non-state sector, of which: 49% were in private enterprises, 17.6% - were self-employed, 1.6% - worked in foreign or joint enterprises, 0.8% - in religious organisations and institutions, and 0.3% - in the municipal sector. The proportion of persons employed in the non-state sector increased from 2000 to 2008 by 3.8%.

262.2 thousand or 6.1% of the economically active population were unemployed in Azerbaijan in 2008. The **unemployment rate** amongst the economically active male population in 2008 was higher than among females: 6.5% and 5.6% of the economically active male and female population respectively. Those having taken higher education were the largest group among the unemployed in 2008 (37.7%), followed by persons with secondary special education (35.7%), vocational education (14.5%), general secondary education (9.8%) and incomplete secondary education (2.3%). This particular social distribution of unemployed persons is quite recent: in 2000, the largest group of persons with unemployed status was people with general secondary education (34.2%), followed by persons with secondary special education (33.9%), higher education (27.2%) and with incomplete secondary education (4.7%):

Persons granted unemployed status with:	2000	2008
Higher education	27.2%	37.7%
Secondary special education	33.9%	35.7%
Vocational education	0.0%	14.5%
General secondary education	34.2%	9.8%

Incomplete Secondary education	4.7%	2.3%
--------------------------------	------	------

- **Level of income**³³

The average annual household income per capita per month in 2008 was 136 USD, which was 19.1% higher than in 2007. The main income in 2008 was that from employment (33% of income in average), income from self employment (23.9%), income from agriculture (15.8%), current transfer received (15%), and pensions (12.9%). Urban households traditionally enjoy higher incomes: in 2008 it was 142.3 USD per capita per month; in rural regions – 129.6 USD. The highest income is noticed in Baku city (164 USD per capita per month), the lowest – in the Absheron region (116.1 USD).

The average monthly salary in 2008 was 334 USD. This was 32.8% higher than in 2007. In general, the average monthly salary increased from 2000 to 2008 by 6.7 times.

Average monthly nominal wages and salaries by economic activity (USD):

Total	334
Agriculture	139.6
Fishing	127.3
Mining	1,231.0
Manufacturing	306.2
Electricity, gas and water supply	349.8
Construction	494.3
Wholesale and retail trade; repair of motor vehicles, personal and household goods	257.2
Hotels, restaurants	323.0
Transport, storage and communications	400.9
Financial activity	989.0
Real estate. Renting and business activities	642.5
Public administration and defense, social security	350.5
Education	261.0
Health and social services	159.3
Other community, social and personal; service activities	222.4

³³ State Statistical Committee of the Republic of Azerbaijan, Labour statistics, <http://www.azstat.org/statinfo/labour/en/index.shtml>

B4. Human Capital

- **Literacy Levels and Education:**

Education has received constant attention as a priority area in all strategic policy development documents in Azerbaijan during recent years. Overall educational attainment of employed persons in Azerbaijan is high. Education is the third sector in public expenditure, after industry, construction, mineral products and defense³⁴.

According to the State Statistical Committee of the Republic of Azerbaijan, the literacy level of the population in 2008 was 99.6%, based on the results of an economic survey of the population. UNDP reports that the Gross Enrolment Index, however, ranks Azerbaijan only 120th in this category and constitutes 66.2%³⁵. Moreover, according to official data of State Statistics Committee, the enrolment rate in education for the relevant age group in Azerbaijan is currently 76.3%; the country should therefore rank 30th in the world.

According to the UNESCO Institute of Statistics, the net enrolment rate for primary education was 96% in 2008 (97% for male and 95% for female), and the net enrolment rate for secondary education – 98% (99% for male and 97% for female)³⁶.

Education indicators from the State Statistical Committee:

	2006	2007	2008
Net enrolment rate, primary education, 6 – 9 years	99,4	99,4	99,5
Net enrolment rate, primary education, 6 – 9 years; Boys	99,5	99,5	99,6
Net enrolment rate, primary education, 6 – 9 years; Girls	99,2	99,3	99,3
Net enrolment rate, secondary education, 10 – 16 years	99,1	99,2	99,3
Net enrolment rate, secondary education, 10 – 16 years; boys	99,3	99,4	99,5
Net enrolment rate, secondary education, 10 – 16 years; girls	99,0	99,1	99,2

In 2009 the education level in Azerbaijan was 91.4%. This is based on those aged 15 and over having higher and secondary education (both completed and uncompleted). The majority of the educated population has general secondary education³⁷.

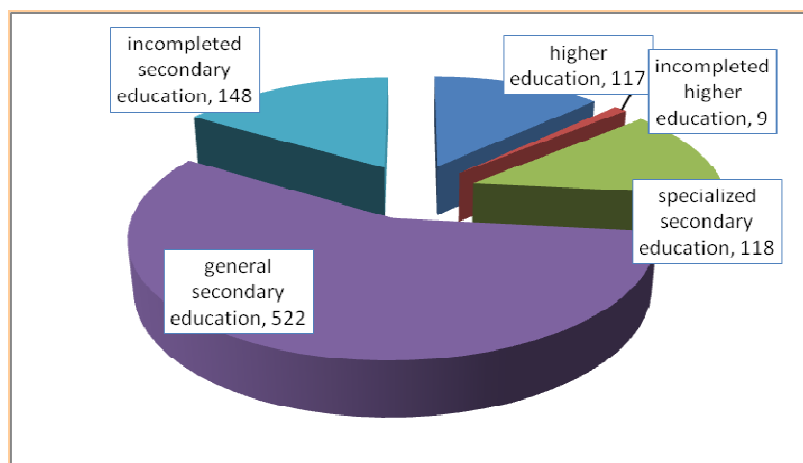
³⁴ European Training Foundation, Azerbaijan, ETF Country Plan 2009, [http://www.etf.europa.eu/pubmgmt.nsf/\(getAttachment\)/6044B5DB05A91033C12575390035C648/\\$File/NOTE7N5DH4.pdf](http://www.etf.europa.eu/pubmgmt.nsf/(getAttachment)/6044B5DB05A91033C12575390035C648/$File/NOTE7N5DH4.pdf)

³⁵ Human development Reports, UNDP, <http://hdr.undp.org/en/reports/global/hdr2009/>

³⁶ UNESCO institute for statistics, <http://stats.uis.unesco.org/unesco/TableViewer/tableView.aspx?ReportId=182>

³⁷ State Statistical Committee of the Republic of Azerbaijan, Education statistics, <http://www.azstat.org/statinfo/labour/en/index.shtml>

Proportion of the population with education, 2009 (per 1000 population aged 15 and over):



Level of education	2005	2006	2007	2008	2009
Population of age 15 and over, having higher and secondary education (completed and uncompleted)	912	912	913	914	914
Higher education	113	115	115	116	117
Uncompleted higher education	9	9	9	9	9
Specialized secondary education	119	118	118	118	118
General secondary education	522	522	523	523	522
Uncompleted secondary education	149	148	148	148	148

The UNESCO Institute of statistics revealed that in 2007 the Gross Enrolment Ratio in tertiary education comprised 15% (16% for male and 14% for female), while according to the State Statistical Committee of the Republic of Azerbaijan the figures were 16.7% (16.1% for male and 17.4 for female). In 2008 32,580 persons graduated from higher education institutions, of which 26,593 were from state education institutions (81.6%) and 5987 were from non-state institutions. In comparison with 2000, the number of graduates increased by 33%. The highest number of students (including those on bachelor's and master's degree programmes, state and non-state education institutions) graduated in humanitarian and social sciences in 2008 (11,891 persons, 36.5% of total number of graduates), followed by economics and management (8,037 persons, 24.7%) and technical sciences (5,013 persons, 15.4%). This proportion of graduates is traditional in Azerbaijani's higher educational institutions and did not change over the last decade³⁸.

- **Quality of education**

The quality, equity and relevance of education are some of the most controversial subjects of debate in Azerbaijan. There is a need for a responsive education system, with renewed vocational offers and appealing opportunities across the various levels. Shifts in educational choice over the last decade have weakened the labour force, as medium level technical competencies are more relevant for industry. Both the poverty reduction (2003) and the employment (2005) strategies include among their priorities

³⁸ State Statistical Committee of the Republic of Azerbaijan, Education statistics, <http://www.azstat.org/statinfo/labour/en/index.shtml>

the reform and modernisation of the education system. Important parts of the national employment strategy relate to the recognition of the need to improve the vocational education system; to update training programmes for vocational education and job classifications; to study and anticipate the demand for various occupational profiles and skill in the labour market; to carry out institutional reforms in the education system and to diversify the financing of education and of human capital development³⁹.

In 2007 Azerbaijan spent 11.9% of total government spending on education, or 2.5% of GDP. The pupil to teacher ratio in primary education in this year was 11⁴⁰.

- **Identified skill shortages by sector, profession and region**

According to the Minister of Education, **vocational education** is the most underdeveloped field in the whole state education system. Over the last two years substantial funds have been allocated from the state budget for the development of this sector. A milestone was the adoption in July 2007 of the state programme for the development of vocational education, 2008-2012, which defined priorities, the main one being the strengthening of the infrastructure of vocational education.

The government puts great effort into the development of vocational education. It plans to repair nine vocational schools in Baku and the regions. Furthermore, a further six projects are currently being implemented in this field. Today in Azerbaijan there are 114 vocational schools of which 108 more or less meet modern requirements. 25,562 persons are educated in more than 130 speciality subjects in vocational schools. Every year approximately 14,000 students are admitted to the vocational schools: 10-12% are graduates from secondary education schools, while in leading countries the level is 60%. However, Azerbaijan is experiencing a growth problem that is connected to the inadequacy and inequality of its labour force skills, particularly those of youngsters just entering the labour market. There is currently an imbalance in the skills of these youngsters; graduates of tertiary and secondary general education tend to predominate, while the proportion of young people with the qualifications skilled workers and technicians is insignificant⁴¹.

³⁹ European Training Foundation, Azerbaijan, ETF Country Plan 2009,
[http://www.etf.europa.eu/pubmgmt.nsf/\(getAttachment\)/6044B5DB05A91033C12575390035C648/\\$File/NOTE7N5DH4.pdf](http://www.etf.europa.eu/pubmgmt.nsf/(getAttachment)/6044B5DB05A91033C12575390035C648/$File/NOTE7N5DH4.pdf)

⁴⁰ UNESCO institute for statistics, UIS Statistics in Brief, Azerbaijan,
http://stats.uis.unesco.org/unesco/TableViewer/document.aspx?ReportId=289&IF_Language=eng&BR_Country=380&BR_Region=40505

⁴¹ European Training Foundation, Azerbaijan, ETF Country Plan 2009,
[http://www.etf.europa.eu/pubmgmt.nsf/\(getAttachment\)/6044B5DB05A91033C12575390035C648/\\$File/NOTE7N5DH4.pdf](http://www.etf.europa.eu/pubmgmt.nsf/(getAttachment)/6044B5DB05A91033C12575390035C648/$File/NOTE7N5DH4.pdf)

C. Analysis of the migration situation in the country

C1. Immigrants

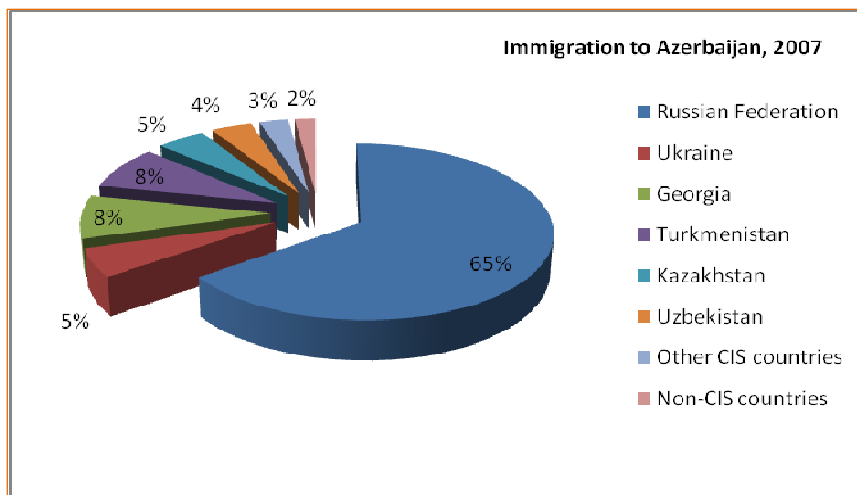
The data used in this section has been sourced from the State Statistical Committee of the Republic of Azerbaijan, and from the State Migration Service of the Republic of Azerbaijan as well as from experts' missions to the country. The global databases of international organizations and their institutions, such as UNHCR, UNDP, UNPD, IOM, World Bank and European Union, were additionally used for data research.

C1.1 Total number of immigrants

According to the Article 3 of the Law of the Republic of Azerbaijan "On Immigration", immigration means the arrival of foreigners and stateless persons to the Republic of Azerbaijan for permanent residence in the order established by law.

The Statistical Yearbook on the population of the Republic of Azerbaijan does not provide information on the total number of immigrants in the country. According to the United Nations Population Division, the number of migrants in 2005 was 254.5 thousand, or 3% of the total population. UNPD estimates that this proportion of citizens and migrants will remain the same in 2010 (according to estimates the number of migrants residing in Azerbaijan would then reach 263.9 thousand). Women make up 57.1%⁴² of the population, according to the UNPD.

According to the Statistical Yearbook for 2008, immigration flows decrease every year: in 2007 only 1,954 immigrants arrived in country for permanent residence - 3 times less than in 1995. The clear



majority of immigrants arrive from the CIS countries: the proportion of such immigrants was 80.5% in 1995; 78.7% in 2005; 88.2% in 2006 and 89.9% in 2007. The main country of origin of immigrants is the Russian Federation. Although the total number of immigrants from Russia decreased from 1995 to 2007, the proportion of them increased in the respective years: in 1995 2,968 citizens of the Russian

Federation, (or 47.7% of total number of immigrants) immigrated to Azerbaijan, in 2005 – 1,158, or 57.5%, in 2007 – 1,269, or 64.9%. The next largest group of immigrants was from Georgia, although the total number from this country, as well as their proportion from the total number of immigrants, had decreased over previous years. Citizens from Georgia comprised 15.1% of the total number of immigrants in 1995 (942 persons), 18.8% (379 persons) - in 2005; 10.6% (238 persons) - in 2006; 8.1% (158 persons) - in 2007; and 403 persons - in 2008 (11.2%). The total number of immigrants from Ukraine decreased over the last years from 367 persons in 1995 to 105 persons in 2007, although the

⁴² United Nations Population Division, International Migrant Stock: The 2008 Revision, <http://esa.un.org/migration/index.asp?panel=1>

proportion of Ukrainian immigrants remained almost the same (in average 5.5%). Immigration from non-CIS countries increased over the last decade, the main countries of origin being Iran, Turkey and Israel, although the numbers are insignificant.

Total number of immigrants arriving in Azerbaijan arrived for permanent residence, by year, 1995, 2000, 2005 – 2008⁴³:

	1995	2000	2005	2006	2007	2008
CIS States	5011	3926	1584	1969	1757	2785
Russian Federation	2968	2710	1158	1394	1269	2024
Ukraine	367	291	104	127	105	174
Belorussia	51	29	10	28	33	63
Uzbekistan	336	142	80	111	77	96
Kazakhstan	341	150	78	94	92	196
Moldova	6	2	2	12	2	9
Kyrgyzstan	38	35	12	12	10	11
Tajikistan	31	6	6	7	2	4
Turkmenistan	165	175	115	171	159	204
Stateless	708	386	19	13	8	4
Non-CIS States	1211	435	429	263	197	812
Georgia	942	307	379	238	158	403
Germany	0	2	0	0	0	7
USA	0	5	1	1	6	4
Israel	6	25	5	1	8	2
Iran	31	44	13	4	7	32
Turkey	23	17	13	7	8	267
Estonia	9	0	1	1	2	4
Lithuania	5	16	5	4	1	0
Latvia	35	1	5	4	1	2
Pakistan	2	1	3	0	0	22
Other non-CIS States	158	17	4	3	6	69
Total	6222	4361	2013	2232	1954	3597

According to the State Migration Service, in 2009, 22,309 foreigners and stateless persons resided in Azerbaijan temporarily (based on numbers of received temporary residence permits in 2009), and 12,222 – permanently (based on numbers of received permanent residence permits in 2009).

The majority of persons residing temporarily in 2009 in Azerbaijan originated from Turkey (7,631 persons, or 34.2% from the total number of temporarily residing foreigners), the Russian Federation (3,694 persons or 16.1%), Georgia (2,693 persons or 12.1%), Iran (1,531 persons or 6.9%), Great Britain (1,254 persons or 5.6%) and USA (473 persons or 2.1%).

Similar to temporary residence, the majority of permanent foreign residents of Azerbaijan in 2009 were citizens of Turkey (4,569 persons or 37.4% from total number of permanent residents), the Russian

⁴³ The State Statistical Department of the Republic of Azerbaijan, Statistic Yearbook 2008, <http://www.azstat.org/publications/yearbook/SYA2008/Pdf/02.pdf>

Federation (1,336 persons or 10.9%), Georgia (1,293 persons or 10.6%), Great Britain (1,086 or 8.9%), and Iran (623 persons or 5.1%)⁴⁴.

⁴⁴ Detailed information on issue of residence permits is provided in the Annex II

C1.2 Types of immigrants

- **Refugees and asylum-seekers**

UNHCR reports that there are 2,061 **refugees** in Azerbaijan. The number of asylum seekers and refugees remains comparatively low. The Department for Refugee Status Determination, created jointly by UNHCR and the State Committee for Refugees and IDPs project, has been a structural unit of the state Migration Service of the Republic of Azerbaijan since 2008 (Refugee (Asylum Seeker) Status Determination Office). The Department operates on the basis of the existing Law of the Azerbaijan Republic "On the Status of Refugees and IDPs" (internally displaced persons) of 21 May 1999, and the Decree of the President of Azerbaijan Republic "On Approving the procedure of Examination of Applications for Refugee Status" of 13 November 2000. UNHCR assists the authorities in their work in areas such as reception conditions and decisions on asylum. UNHCR continues to address issues concerning the protection of certain groups not yet covered by Government procedures, including the provision of basic assistance to the most vulnerable asylum-seekers and refugees. UNHCR draws the particular attention of the state authorities involved in the asylum procedure to the provision of a durable solution, primarily one of local integration, for all persons in need of protection in the territory of Azerbaijan.

The main group of recognized refugees residing in Azerbaijan is comprised of citizens of the Russian Federation: they amounted to 57% (1,334 persons) of all refugees in the country in 2008. The second group consists of refugees from Afghanistan – 6% of the total number (149 persons), the third are citizens of Iran – 4% (92 persons).

Refugees residing in Azerbaijan by country of origin⁴⁵:

Country of origin	2005	2006	2007	2008	2009
Afghanistan	90	104	108	125	149
Armenia				1	3
Democratic Republic of the Congo	0	1	1	1	1
Iran (Islamic Republic of)	55	71	90	97	92
Iraq	19	3	29	55	37
Pakistan	1	1	1	1	1
Russian Federation	2,828	2,425	2,110	1,770	1,334
Syrian Arab Republic	1	1	1	0	0
Turkmenistan	3	3	3	3	3
West Bank and Gaza Strip	7	9	9	8	1
Total	3,004	2,618	2,352	2,061	1,621

According to the State Migration Service, 78 refugees live in Azerbaijan who are registered within the Service⁴⁶.

UNHCR reveals that the total number of **asylum seekers** in Azerbaijan decreased by 4.4 times from 2005 to 2009. In 2005, 1,054 persons asked for asylum in the country, the majority of them from the Russian Federation (641 asylum seekers or 60.8% of the total number). However, in 2006 the number of asylum seekers from Russia decreased almost twice, and reached only 373 persons. As the total number of asylum seekers decreased as well, the proportion of asylum seekers from Russia did not change too

⁴⁵ UNHCR Statistical Online Population Database, United Nations High Commissioner for Refugees (UNHCR), data extracted: 15/09/2010, www.unhcr.org/statistics/populationdatabase

⁴⁶ Information letter from the State Migration Service of the Republic of Azerbaijan, from February 23, 2010

much in 2006 – 55.3%, and this group of asylum seekers remained the biggest. Further decreases of asylum seekers from the Russian Federation were noticed in 2007 and 2008: 254 and 138 persons from Russia applied for asylum in these years respectively. In 2009 only 39 citizens of the Russian Federation submitted applications for asylum. This group's proportional share amongst all asylum seekers was 47.2% in 2007, 35.9% in 2008, and 16.6% in 2009. The next biggest group of asylum seekers arrived from Afghanistan. Their total number changes slightly over recent years, but remains relatively high (192 asylum seekers in 2005, 133 – in 2006, 175 – in 2007, 153 – in 2008, and 93 – in 2009). The number of asylum seekers from Iran also decreased: from 101 in 2005 (9.6% of the total number) to 21 in 2008 (8.9% from total number).

Asylum seekers arriving in Azerbaijan during the respective year, by country of origin⁴⁷:

Country of origin	2005	2006	2007	2008	2009
Afghanistan	192	133	175	153	93
Algeria	1	7	0	0	0
Armenia	0	0	0	1	3
Bangladesh	2	0	0	0	1
Burundi	1	0	0	0	0
Cambodia	1	1	0	0	0
Central African Republic	0	0	0	1	0
Democratic Republic of the Congo	2	1	0	0	0
Georgia	3	5	1		0
India	1	4	1	0	0
Iran (Islamic Republic of)	101	71	39	32	21
Iraq	14	28	43	28	6
Jordan		6	0		0
Kazakhstan	3	0	1	0	0
Kyrgyzstan	0	1	0	0	0
Lao People's Democratic Republic	0	0	1	0	0
Liberia	1	0	0	0	0
Nepal	4	0	0	0	0
Nigeria	4	0	0	1	0
Pakistan	56	36	21	29	72
Russian Federation	641	373	254	138	39
Syrian Arab Republic	7	5	0	0	0
Tajikistan	7				0
Turkey	4	1	0	0	0
Turkmenistan	0	0	1	0	0
United Arab Emirates	0	1	0	0	0
West Bank and Gaza Strip	9			1	0
Yemen		1			0
Total	1054	674	537	384	235

The State Migration Service of the Republic of Azerbaijan reveals that 208 foreigners applied for asylum in Azerbaijan in 2008 – 2009. Among the applicants were citizens of Afghanistan (94 persons, 45.2% of total number of applicants), Pakistan (77 asylum seekers, 37%), Iran (29 applicants, 13.9%), Iraq (5 applicants, 2.4%), one application each was received from citizens of the Central African Republic,

⁴⁷ UNHCR Statistical Online Population Database, United Nations High Commissioner for Refugees (UNHCR), data extracted: 15/09/2010, www.unhcr.org/statistics/populationdatabase

Nigeria, and Bangladesh. Refugee status was granted to 2 asylum seekers (5 with family members) in 2008 – 2009⁴⁸.

The situation of **internally displaced persons** remains a challenge for the country. According to the UNHCR there are still 603,251 persons who were forced to leave their places of residence due to the conflict in Nagorno-Karabakh. This constitutes about 7% of the whole population of the country.

The situation of most of Azerbaijan's IDPs has been at a standstill as a result of continued political deadlock over the future of Nagorno-Karabakh. Meanwhile, the 650,000 Azerbaijanis originally displaced from Nagorno-Karabakh and surrounding districts since 1988 are prevented from claiming their properties and returning to their homes. Some IDPs have rebuilt their lives in displacement but many remain dependent on direct government assistance and have yet to find a durable solution to their plight. IDPs still struggle to obtain adequate housing, livelihoods and services such as healthcare and education. Many continue to live in accommodation that fails to provide warmth, ventilation or privacy, and puts them at a higher risk of falling ill. Medical services are unaffordable and inadequate, as is the psychiatric and social support of which many are reportedly in need. Many IDPs have left their families and moved from areas of displacement and resettlement to cities in search of jobs, but have been unable to register their new residence and have therefore not been able to find formal employment or government assistance, entitlements and services. The quality of education is also a problem, and some displaced students have dropped out of school because of poverty, movement of families and early marriage. About half of all IDPs still live under difficult conditions in improvised shelters and collective centres. These are often the most vulnerable, since those able to do so have moved into better housing and improved their lives. Elderly displaced people reportedly have additional and more serious health problems than elderly people who had not been displaced, because of the difficulties of adapting to new environments and lower family income.

Despite dim prospects for durable solutions for most IDPs, the government's response to the displacement situation has been positive and substantial, especially in the last few years. In addition to providing regular direct assistance, it has closed the worst settlements and is resettling some IDPs in new homes until return becomes possible. While resettled IDPs have noted an improvement in their housing conditions, the villages are located in isolated and economically depressed areas with infertile land, sometimes close to the line of contact where there are still exchanges of fire between Armenian and Azerbaijani forces. In recent years, humanitarian assistance has largely focused on micro-credit programmes, skills training, food distribution, housing and infrastructure construction and repair. Many humanitarian organisations have gradually reduced their activities for IDPs following decreasing donor support. However, in 2008 the World Bank committed an additional \$15 million to assist 150,000 IDPs with infrastructure reconstruction and shelter repair, and UNHCR and the Danish Refugee Council continued to be the main international organisations assisting IDPs. National NGOs continue to provide legal assistance, skills training and micro-credit loans, as well as informing IDPs of their rights and providing advocacy with the government for improved protection. An improved humanitarian response would only follow increased donor interest, which itself depends on greater prospects for durable solutions⁴⁹.

⁴⁸ Information letter from the State Migration Service of the Republic of Azerbaijan, from February 23, 2010

⁴⁹ Internal Displacement Monitoring Centre, Country Page: Azerbaijan, [http://www.internal-displacement.org/8025708F004CE90B/\(httpCountries\)/2E505E95ABC577FA802570A7004C6378?opendocument&count=10000](http://www.internal-displacement.org/8025708F004CE90B/(httpCountries)/2E505E95ABC577FA802570A7004C6378?opendocument&count=10000)

- **Labour migrants**

At present Labour Migration in Azerbaijan is developing rapidly. Both the migration of citizens of Azerbaijan abroad, as well as labour immigration to Azerbaijan is observed.

Substantial progress is being achieved in the economic domain, attracting foreign investment to the country and creating a positive environment for business; this has transformed the Republic into an attractive country not only for foreign investors, but for foreign workers also and that, in turn, has contributed to an increasing flow of migrants. But this process has had a great impact on both the development of oil and gas fields and the implementation of major infrastructure projects.

In comparison with previous years, the number of permitted foreigners increased several times. This increase is linked not only with increased numbers of foreigners entering the country, but also with current improvements in legislation in the field of migration, tougher sanctions against illegal migration and other ongoing activities in this area, in the wake of which foreigners` employment participation in the country has been legalized in accordance with the requirements of the legislation.

The majority of working migrants in Azerbaijan are citizens of Turkey and Georgia. They are mainly employed in the construction and petroleum sectors⁵⁰.

Employment of labour migrants working with permission, by economic activity⁵¹:

Economic activity	2008	2009	July 1, 2010
Oil	1321	2090	2272
Construction	1380	1781	2620
Manufacturing	404	377	497
Trade and motor vehicle	382	317	309
Electricity, gas and water supply	125	122	51
Services	198	272	244
Transport and communications	159	241	270
Hotels, restaurants	201	158	220
Education	55	199	339
Financial activity	82	118	134
Health services	46	68	67
Agriculture	14	41	68
Totally	4367	5784	7091

Employment of labour migrants working with permission, by country of origin⁵²:

Country	2008	2009	July 1 2010
Australia	12	41	48
Bangladesh	94	39	22
Belarus	10	24	23
Great Britain	277	1156	1350
Germany	63	70	75
Georgia	355	291	312
India	260	266	244
Iran	88	118	168

⁵⁰ The executive Committee of CIS, Illegal migration in CIS: problems and the ways to solve them.

<http://www.cis.minsk.by/main.aspx?uid=13734>

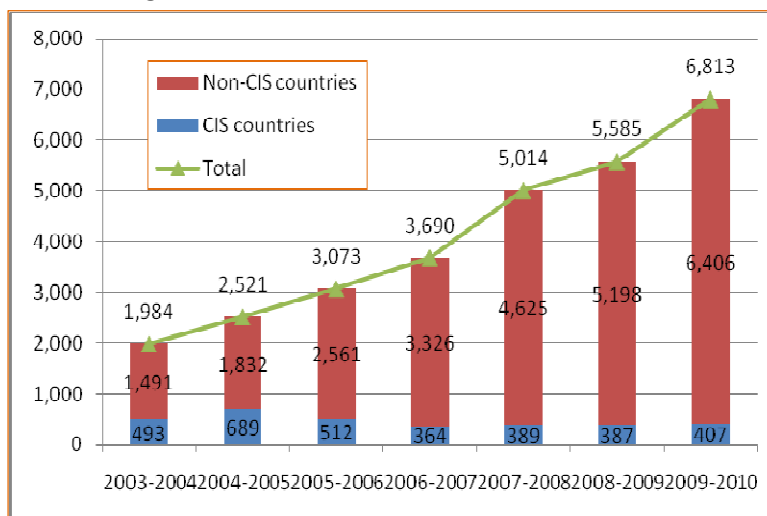
⁵¹ Information of State Migration Service of the Republic of Azerbaijan

⁵² Ibis

Italy	43	68	76
Kazakhstan	36	39	38
Canada	8	70	58
China	138	128	151
Malaysia	143	75	59
Netherlands	9	33	37
Pakistan	48	49	58
Russian Federation	190	201	176
Singapore	20	11	14
USA	55	173	198
Tajikistan	0	44	37
Thailand	24	3	22
Turkey	2069	2305	3225
Ukraine	37	25	28
Philippines	61	108	97
France	17	30	36
Others	310	417	539
Totally	4367	5784	7091

- **Students⁵³**

During the academic year 2008-2009, 5,585 foreign students were educated in the state and non-state higher education institutions of Azerbaijan. This is 11.4% more than in 2007-2008. Among these students, 387 persons, or 6.9%, were from CIS countries, and 5,198 students, or 93.1%, from other countries. During the 2009-2010 academic year, the number of foreign students increased to 6,813, out of which 407 arrived from CIS countries (6%), and 6,406 students – from other countries (94%). The majority studying in Azerbaijan are from Turkey (about 60%), followed by Iran, Russia, China, and Georgia.



Distribution of students by country of origin in 2008 – 2009⁵⁴:

	2008-2009	2009-2010
Total	5,585	6,813
CIS countries	387	407
Kazakhstan	22	13
Kirgizstan	35	1
Russia	220	217

⁵³ State Statistical Committee of the Republic of Azerbaijan, Education statistics, <http://www.azstat.org/statinfo/labour/en/index.shtml>

⁵⁴ Information of the Ministry of Education of the Republic of Azerbaijan, 30.07.2070

Turkmenistan	87	157
Other CIS countries	23	19
Non-CIS countries	5,198	6,406
Georgia	110	87
China	167	248
India	60	61
Iraq	70	104
Iran	1,185	1,484
Morocco	14	1
Nigeria	18	22
Pakistan	31	124
Sudan	16	18
Turkey	3,459	4,073
Other non-CIS countries	68	167

- **Tourists and visitors**

The total number of persons crossing Azerbaijan's border increased over the last 5 years by 45.5%. However, the highest increase was that between 2007 and 2008: incoming foreign citizens increased by 42.5%. Analysis of statistic data shows that arrivals of citizens of CIS countries increased between 2007 and 2008 by 37.6%; of citizens of the EU Member States – by 41.3%; and of citizens of other countries – by 56.5%. The most significant increase was that from China ((2.9 times), Belarus (2.3 times), Israel (by 60.8%), Kazakhstan (by 58.7%); United Kingdom (by 55.7%), Turkey (by 55.4%), Iran (by 53.4%), Georgia (by 50.6%) and USA (by 47.3%), Israel (by 37.8%), China (by 65.6%). The total number of border crossings by foreign citizens in 2008 (arrivals and departures) was 1,898,939 persons.

Data on arrivals of foreign citizens to Azerbaijan in 2007 – 2008⁵⁵:

	2007	2008
Total	1,332,701	1,898,939
CIS countries	948,294	1,304,670
Belarus	2,011	4,660
Georgia	403,677	607,875
Kazakhstan	9,662	15,335
Russia	497,876	630,860
Turkmenistan	4,380	5,155
Ukraine	22,388	28,420
Uzbekistan	6,066	8,107
Other CIS countries	2,234	4,258
EU Member States	47,113	66,554
Germany	6,909	8,740
Belgium	2,104	1,980
United Kingdom	18,854	29,362
Sweden	1,106	1,385
Italy	1,654	3,762
Netherlands	1,326	2,180

⁵⁵ State Statistical Committee of the Republic of Azerbaijan, Trade, Service and Tourism, <http://www.azstat.org/statinfo/consumermarket/en/index.shtml>

Poland	1,233	1,830
Romania	3,149	885
France	2,911	3,833
Other EU Member States	7,887	12,597
Non-CIS and non-EU countries	337,294	527,715
USA	9,037	13,314
Iran	201,109	308,650
Israel	3,876	6,233
Japan	1,036	1,434
Canada	1,319	2,356
Norway	1,163	2,300
Pakistan	1,446	2,738
Turkey	101,537	157,827
China	2,458	7,138
India	2,110	4,236
Republic of Korea	1,294	2,446
Other non-CIS and non-EU countries	10,909	19,043

C1.3 Irregular immigrants

Located at the frontier of Europe and Asia, Azerbaijan is a transit route for trans-Eurasian and intercontinental migration flows.

The majority of irregular migrants enter the territory of Azerbaijan across the border with Iran. Migrants often come to Azerbaijan legally, but continue to stay illegally in the country⁵⁶.

Azerbaijan is a party to the UN Convention “Against Transnational Organized Crime” and its supplementary Protocols on “Prevention, Suppression and Punishment Trafficking in Persons, especially Women and Children” and “Against the Smuggling of Migrants by Land, Sea and Air” as well as relevant documents adopted within the framework of the European Community.

Decisions on so important and complex problems require an integrated approach. The efforts of the State bodies and organizations aim at:

- systematic identification and elimination of the causes and conditions that are conducive to neglect, illegal migration, and trafficking in human beings;
- exposing and prosecuting criminals who are accessories to these types of criminal acts;
- protection and rehabilitation of the victims of illegal migration;
- improvement of licensing procedures of the activities of those organizations engaged in the export of labour force, the travel industry, and in the organization of various competitions and other events;
- reinforcement of administration as well as improving the quality of preventive measures on the exposure of persons involved in the organization of illegal migration and trafficking, and in the illegal manufacture of passports, visas and travel documents;
- consistent and widespread public awareness;
- systematic control of educational, medical institutions, boarding schools, orphanages, and so on.

The Ministry of Internal Affairs conducted significant structural reforms in order to meet the current challenges in accordance with international documents on the fight against international terrorism, the Convention against Transnational Organized Crime and its protocols, Conventions on the Fight against Illegal Migration, Conventions on Combating Trafficking in Human Beings, and Conventions against Corruption, etc.

Speedy work during recent years made some positive results possible; specifically to control the operational environment, monitor and influence its development trends, and to combat the victimization of any given population groups.

Special Branch Administration on the prevention of illegal migration was created under the Ministry of Internal Affairs by Presidential Edict of the Azerbaijan Republic No 254 of 29 June. Activities began on May 15, 2006, and from September 2007 it operates within the Main Passport, registration and Migration Department of MIA of the Republic.

As the situation generally undergoes rapid change, preventive measures cannot be over-emphasised. In recent years Azerbaijan has experienced significant numbers of migrants, together with irregular migrants arriving from Indo-China and the Middle East, which requires an appropriate response (disregarding for the moment the possibility to further transit to other European countries.)

A main priority throughout the work, of course, is to strengthen the international legal framework for co-operation, including bilateral, regional, multilateral relations. Close interaction with the relevant

⁵⁶ ICMPCD, Overview of the Migration Systems in the CIS Countries; p.61

departments of many international organizations has been established, and work on establishing immigration conditions and formulating measures to combat illegal migration is ongoing.

Preventive measures on the establishment of identities, violating the rules of staying, entry and exit are implemented regularly.

2004 illegal migrants were apprehended within the country by respective authorities from 2009 up until the present. 1968 of them were deported.

Deportation is based on the existing juridical base and complies with all human rights and fundamental freedoms.

Additionally, crime victims are provided with rehabilitation assistance, legal assistance, protection, and meetings with representatives of diplomatic institutions.

MIA of the Republic of Azerbaijan, in the framework of professional competence, gives priority to co-operation in combating illegal migration on a multilateral basis.⁵⁷

- **Foreigners illegally residing in Azerbaijan**

The state migration service detected 1773 migrants residing illegally or remaining on the territory of the Azerbaijan Republic in 2009, as well as 5826 migrants during the first half of 2010. The main countries of origin of illegal migrants are: Turkey (48.3% of the total number of aliens residing illegally in the country in 2009 and 2010), Pakistan (7.6%), China (6.1%), Iran (5.5%), Georgia (5.1%), United Kingdom (4.8%) and Russian Federation (3.6%)⁵⁸.

Countries	2009	2010	Total	Countries	2009	2010	Total
Afghanistan	6	15	21	Republic of Korea	5	11	16
Albania	0	2	2	Lebanon	0	3	3
Argentina	1	1	2	Libya	0	2	2
Australia	4	11	15	Sri Lanka	9	7	16
Austria	0	5	5	Lithuania	1	2	3
Belgium	1	3	4	Latvia	3	7	10
Burkina-Faso	1	0	1	Morocco	0	1	1
Bangladesh	2	42	44	Moldova	5	3	8
Bulgaria	5	15	20	Madagascar	0	1	1
Bosnia and Herzegovina	2	94	96	Mexico	0	4	4
Belarus	2	5	7	Macedonia	0	1	1
Bolivia	0	2	2	Union of Myanmar	0	6	6
Brazil	3	8	11	Malaysia	3	33	36
Canada	3	13	16	Nigeria	4	13	17
Switzerland	0	1	1	Netherlands	3	8	11
Chili	0	2	2	Norway	3	9	12
China	33	432	465	Nepal	0	3	3
Cameroon	0	2	2	New Zealand	1	3	4
Congo DR	1	0	1	Pakistan	219	359	578
Columbia	1	1	2	Peru	0	1	1

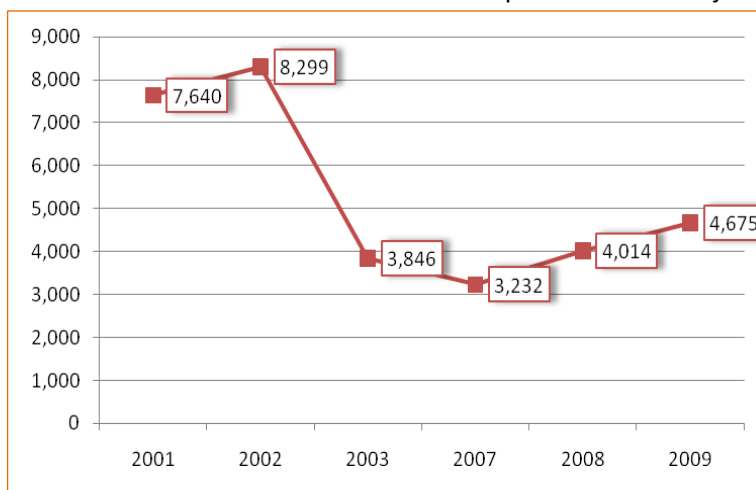
⁵⁷ Information of the Ministry of the Interior of the Republic of Azerbaijan, 09.06.2010

⁵⁸ Information of the State Migration Office

Czech Republic	0	6	6	Philippines	13	52	65
Germany	5	12	17	Poland	0	3	3
Dominican Republic	0	1	1	Portugal	1	2	3
Denmark	1	1	2	Paraguay	0	1	1
Algeria	6	9	15	Romania	3	17	20
Egypt	1	11	12	Russia	195	78	273
Spain	0	2	2	Saudi Arabia	0	1	1
Estonia	0	4	4	Singapore	2	8	10
Finland	0	2	2	Sierra-Leone	0	2	2
France	3	15	18	Serbia	2	5	7
Great Britain	68	294	362	Sweden	1	2	3
Georgia	277	111	388	Syria	2	9	11
Ghana	1	0	1	Thailand	4	22	26
Guinea	1	3	4	Tajikistan	3	5	8
Greece	1	0	1	Turkmenistan	49	66	115
Honduras	1	0	1	Trinidad and Tobago	4	4	8
Croatia	1	8	9	Tunisia	1	4	5
Hungary	0	1	1	Turkey	508	3166	3674
Indonesia	0	9	9	Tuvalu	1	0	1
India	40	134	174	Ukraine	23	13	36
Ireland	2	4	6	Uruguay	2	2	4
Iran	79	343	422	USA	25	66	91
Iraq	1	14	15	Uzbekistan	31	16	47
Israel	24	43	67	Venezuela	2	2	4
Italy	3	33	36	Vietnam	0	2	2
Jordan	0	5	5	Stateless persons	6	16	22
Japan	0	5	5	Yemen	0	1	1
Kazakhstan	39	27	66	SAR	3	26	29
Kyrgyzstan	17	7	24	Totally	1773	5826	7599

- **Number of foreigners refused entry/apprehended at border**

The State Border Guard Service of the Republic of Azerbaijan reports that the number of migration related border apprehensions (including citizens of Azerbaijan and foreigners) has decreased over recent years. In 2001 there were 7,640 apprehensions, in 2002 – 8,299, in 2009 – 4,675.



The main countries of origin for border violators in 2007 – 2009 were Iran, Turkey, Georgia, and the Russian Federation.

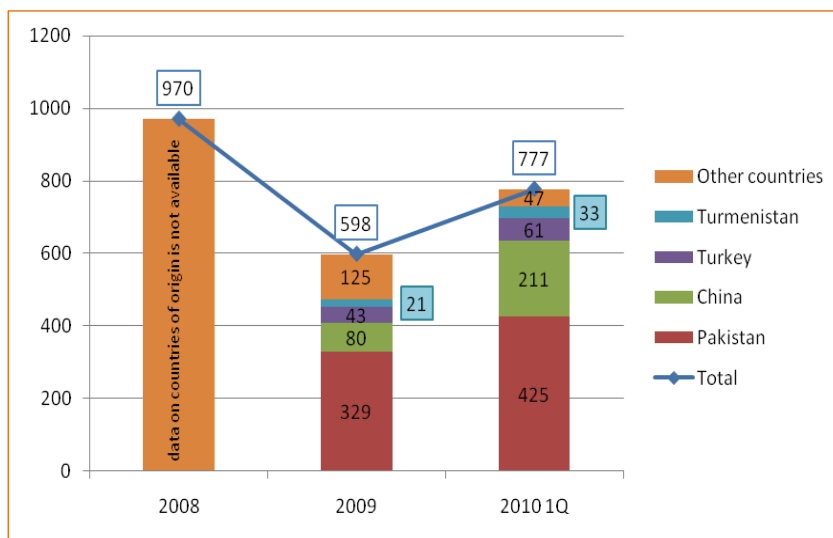
Main countries of origin for border violators in 2007 – 2009⁵⁹:

Main countries of origin	2007	2008	2009
Iran	543	715	680
Turkey	255	362	373
Georgia	149	112	166
Russian Federation	103	217	144
Pakistan	42	59	128
Great Britain	46	n/a	n/a
Afghanistan	41	n/a	n/a
Nigeria	40	48	30
China	n/a	61	54
India	n/a	58	n/a
Israel	n/a	n/a	39

In 2009 598 foreigners were deported from Azerbaijan, or 1.6 times less than in 2008 (in 2008 there were 970 foreigners deported from the state). The main countries of origin of deported foreigners were Pakistan, China, and Turkey. The majority of deportees were detected by the respective services of the Ministry of Internal Affairs (318 persons), 135 persons were detected by the State Migration Service, and 13 by the services of the Ministry of National Security. The offences that led to the deportations were visa regime violations, period of stay violations, and residence permit violations.

The Ministry of Internal Affairs reports, that 825 people were detected in Azerbaijan without registration in the first quarter of 2010; out of them 777 were deported. As in 2009, the main countries of origin of deportees were Pakistan, China, Turkey and Turkmenistan⁶⁰.

As a result of special operations conducted by the Ministry of Internal Affairs in 2010, a group of criminals from Pakistan was detected, providing assistance to illegal migrants. The group produced false academic documents allegedly from higher education institutions in Azerbaijan, as well as other documents granting the right to reside temporarily in the country, and false registration certificates.⁶¹



Apart from deportation, the administrative expulsion of illegal aliens is also used in Azerbaijan. . Decisions on administrative expulsion are taken by the State Migration Service. 481 decisions were taken in 2009, and another 3710 decisions in first half of 2010. The main countries of origin of foreigners

⁵⁹ Information letter from State Migration Service of the Republic of Azerbaijan, February 23, 2010

⁶⁰ Azerbaijani Association "Protection of Rights of Migrants and Displaced Persons in Azerbaijan", <http://www.azerbaijanfoundation.az/rus/miqnews/1041-v-2010-godu-iz-azerbajidzhana.html>

⁶¹ Ibis

expelled are: Turkey (59.5% of all decisions in 2009 – 2010), Iran (7.3%), China (6.6%), Great Britain (5.3%) and India (2.7%).

Foreigners expelled administratively from Azerbaijan following decisions of the State Migration Service of the Republic of Azerbaijan, by country of origin⁶²:

Country	2009	2010	Totally	Country	2009	2010	Totally
Afghanistan	2	7	9	Lebanon	0	2	2
Albania	0	1	1	Libya	0	2	2
Argentina	1	1	2	Sri Lanka	4	4	8
Australia	1	5	6	Lithuania	0	2	2
Austria	0	3	3	Latvia	3	3	6
Belgium	1	2	3	Moldova	0	3	3
Burkina-Faso	1	0	1	Madagascar	0	1	1
Bangladesh	2	21	23	Mexico	0	3	3
Bulgaria	1	10	11	Union of Myanmar	0	4	4
Bosnia and Herzegovina	2	94	96	Malaysia	2	4	6
Belarus	0	1	1	Nigeria	1	3	4
Bolivia	0	2	2	Netherlands	1	7	8
Brazil	2	6	8	Norway	2	2	4
Canada	2	12	14	Nepal	0	3	3
Switzerland	0	1	1	New Zealand	1	3	4
Chili	0	2	2	Pakistan	20	71	91
China	6	269	275	Philippines	8	23	31
Cameroon	0	2	2	Poland	0	3	3
Columbia	0	1	1	Portugal	0	2	2
Germany	1	10	11	Paraguay	0	1	1
Dominican Republic	0	1	1	Romania	2	7	9
Algeria	0	6	6	Russia	3	14	17
Egypt	0	7	7	Saudi Arabia	0	1	1
Spain	0	2	2	Singapore	2	3	5
Estonia	0	4	4	Sierra-Leone	0	1	1
Finland	0	2	2	Serbia	1	2	3
France	2	8	10	Sweden	1	2	3
Great Britain	35	188	223	Syria	2	7	9
Georgia	3	8	11	Thailand	0	4	4
Guinea	1	3	4	Tajikistan	1	4	5
Honduras	1	0	1	Turkmenistan	11	38	49
Croatia	1	4	5	Trinidad and Tobago	4	4	8
Indonesia	0	1	1	Tunisia	1	4	5
India	22	91	113	Turkey	226	2267	2493
Ireland	2	3	5	Tuvalu	1	0	1
Iran	48	258	306	Ukraine	2	3	5
Iraq	1	12	13	Uruguay	2	2	4
Israel	16	38	54	USA	21	55	76
Italy	0	21	21	Uzbekistan	0	1	1
Jordan	0	4	4	Venezuela	0	1	1
Japan	0	3	3	Vietnam	0	2	2

⁶² Information of the State Migration Service of the Republic of Azerbaijan

Kazakhstan	0	10	10	Stateless persons	1	8	9
Kyrgyzstan	0	1	1	Yemen	0	1	1
Republic of Korea	3	3	6	SAR	1	5	6
Totally					481	3710	4191

- **Trafficking in human beings**

Azerbaijan is a source, transit, and limited destination country for men, women, and children trafficked for the purposes of commercial sexual exploitation and forced labour. Women and children from Azerbaijan are trafficked to Turkey and the United Arab Emirates (UAE) for the purpose of commercial sexual exploitation. Men and boys are trafficked to Russia for the purpose of forced labor. Men and women are also trafficked to Iran, Pakistan, and the UAE for purposes of sexual exploitation and forced labor. Some men are trafficked within Azerbaijan for the purpose of forced labor and women and children are trafficked internally for forced prostitution and forced labor, including forced begging. Azerbaijan serves as a transit country for victims trafficked from Moldova, Uzbekistan, and from Kazakhstan to Turkey and the UAE for commercial sexual exploitation. The Azerbaijani exclave of Nakhchivan serves as a transit point for women trafficked to Turkey. A small number of men and women from Ukraine, Moldova, Uzbekistan, Kazakhstan, and Russia were trafficked to Azerbaijan for the purpose of commercial sexual exploitation. In 2008, the government reported conducting 66 trafficking investigations and prosecuted 61 trafficking cases, down from 75 cases in 2007. The government secured the convictions of 61 traffickers, down from 85 convictions in 2007. In 2008, NGOs and law enforcement identified 121 victims of trafficking in human beings; the government funded shelter assisted 55 of these victims, up from 29 in 2007⁶³.

Information about crimes registered in the struggle against human trafficking in Azerbaijan Republic, 2005 – 2008 and 2009 2Q⁶⁴:

		Registered				
		2005	2006	2007	2008	2009 2Q
Total criminal facts		160	211	283	394	181
Total criminal activities		-	192	241	317	143
Kinds of Crimes	Articles of the Criminal Code					
Human trafficking	144-1	1	27	74	76	47
Forced labour	144-2	-	1	-	1	3
Recruitment into prostitution	243	54	58	50	120	49
Attracting the under aged into prostitution	171	3	7	8	10	5
Running brothels	244	97	114	150	180	76
Sexual assault	151	5	4	1	7	1
Criminals		153	207	300	349	134
Victims		1	86	101	78	60

⁶³ US Department of State, Trafficking in Persons Report 2009, <http://www.state.gov/g/tip/rls/tiprpt/2009/index.htm>

⁶⁴ Department on Struggle against trafficking in human beings of the Ministry of Internal affairs of the Republic of Azerbaijan, <http://www.iaqmi.gov.az/?/en/>

- **Irregular immigration routes**

Due to its geographical position, Azerbaijan is used as a transit country for irregular migration and trafficking from the Middle East and Central Asia towards the European countries. Situated at the edge of Europe and Asia, the territory of Azerbaijan is broadly used for migration transit: by road, rail, sea and air transport. Azerbaijan is situated in the Southern Caucasus and borders on Iran, Armenia, Georgia, Russia, and on the Caspian Sea border, with Kazakhstan and Turkmenistan as well. The main routes of irregular migration through Azerbaijan are directed to Europe and start in such countries as Afghanistan, Iran, Iraq, Pakistan, and South-Eastern Asian countries.

The main routes of irregular migrants through Azerbaijan are the following:

- Iraq – Iran – Azerbaijan – Europe
- Afghanistan – Iran – Azerbaijan – Europe⁶⁵.

⁶⁵ ICMPPD, Overview of the Migration Systems in the CIS Countries; p.61

C2. Emigrants

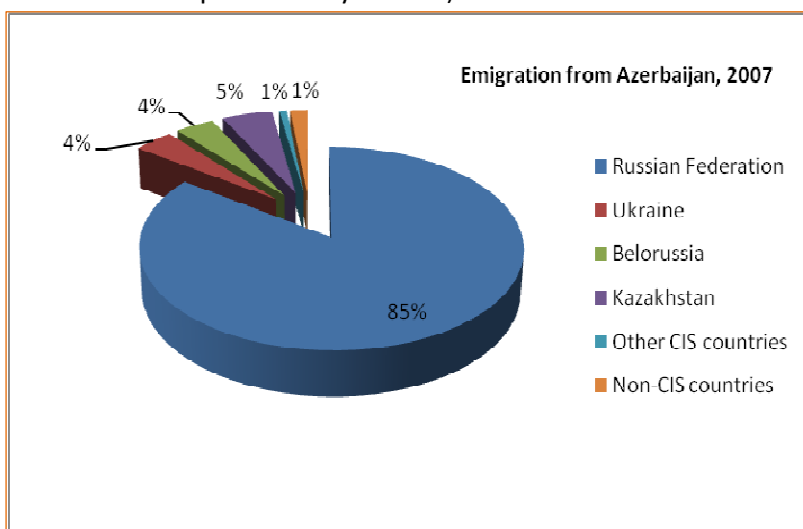
The data used in this section comes from the State Statistical Committee of the Republic of Azerbaijan and from the State Migration Service of the Republic of Azerbaijan and experts missions to the country. The global databases of international organizations and its institutions, such as UNHCR, UNDP, UNPD, IOM, World Bank and the European Union, were also used for data research.

C2.1 Total number of emigrants

After the regaining of independence in 1991, Azerbaijan faced significant emigration from the country. This process, common to former Soviet Republics, was additionally complicated in Azerbaijan by the conflict in Nagorno-Karabakh, during which more than one million citizens were internally displaced within country, and many also emigrated from Azerbaijan. Emigration flows have decreased over recent years, and from 2008 onwards the balance of migration in Azerbaijan has gained a more positive equilibrium.

The total number of emigrants (citizens left to live permanently abroad) decreased from 1995 to 2008

by 84.2%. In 1995, 16,033 persons emigrated from Azerbaijan, mainly to the CIS countries (13,493 persons; or 84.2%). The majority of emigrants in 1995 went to the Russian Federation (70.5%), followed by Israel (10.5%), Ukraine (5.4%), USA (3.5%), Kazakhstan (1.3%) and Belorussia (0.9%). Recent emigration flows (2005 – 2008) show that emigration to non-CIS countries is very low. Russia remains the main destination country for emigrants from



Azerbaijan (85.6% from total number of emigrants in 2005; 81.7% in 2006; 85% in 2007, and 80.2% in 2008), followed by Ukraine, Kazakhstan and Belarus⁶⁶.

The total number of emigrants from Azerbaijan, 1990, 2000 and 2005 – 2008⁶⁷:

	1995	2000	2005	2006	2007	2008
CIS States	13,493	9,420	2,849	2,598	3,025	2,445
Russian Federation	11,312	8,393	2,495	2,160	2,620	2,028
Ukraine	860	513	102	162	120	97
Belorussia	151	148	88	101	116	98
Uzbekistan	144	46	7	8	5	12
Kazakhstan	204	174	138	153	152	201
Moldova	12	7	9	3	2	2
Kyrgyzstan	41	31	4	4	4	1

⁶⁶ The State Statistical Department of the Republic of Azerbaijan, Statistic Yearbook 2008, <http://www.azstat.org/publications/yearbook/SYA2008/Pdf/02.pdf>

⁶⁷ Ibis

Tajikistan	7	3	1	1	0	0
Turkmenistan	118	63	5	6	6	6
Stateless	644	42	0	0	0	0
Non CIS States	2,540	527	57	46	58	85
Georgia	178	97	7	10	6	13
Germany	74	62	9	4	13	8
USA	570	103	19	10	17	21
Israel	1,688	199	14	7	5	12
Iran	3	24	0	1	1	0
Turkey	3	23	4	8	2	7
Estonia	2	1		0	0	0
Lithuania	7	2	0	0	8	1
Latvia	5	1	0	1	1	1
Poland	3	0	0	0	0	0
Greece	3	3	0	0	0	3
Other non-CIS countries	4	12	4	5	5	19
Total	16,033	9,947	2,906	2,644	3,083	2,530

As the Statistical population yearbook does not give the total number of emigrants from Azerbaijan, it is difficult to estimate the real number of emigrants or Diaspora living abroad. The UN Global Migration database does provide some possibilities of establishing approximate data on migrants residing in world countries. Unfortunately, not all the data from all countries are presented (for example, data on emigrants residing in Israel would be representative for Azerbaijan, but the database lacks this) and some information is not up-to-date. Nevertheless, in the table below the data collected from the UN Global Migration database is presented⁶⁸, which can help to estimate the number of emigrants from Azerbaijan. The data was collected while taking into account the main countries of emigrants' destination, as well as main destination countries of asylum seekers from Azerbaijan:

	Source	Total number	Male	Female
Russian Federation	2002 - Census	154,911		
Ukraine	2001-Census	7,555	4,520	3,035
Kazakhstan	1999 - Census	78,300		
Belarus	1999 - Census	1,490	882	608
USA	2005 - Census	14,867	5,765	9,102
Turkmenistan	1995 - Census	36,600		
Turkey	2000 - Census	16,787	8,661	8,126
Uzbekistan		44,410	24,309	20,101
Germany	2008 - Register	14,337	7,347	6,990
Sweden	2008 - Register	1,759	800	959
Total		371,016		

Taking into account the data collected from the Global migration Database, the total number of emigrants from Azerbaijan comprises 4.1% of the total population.

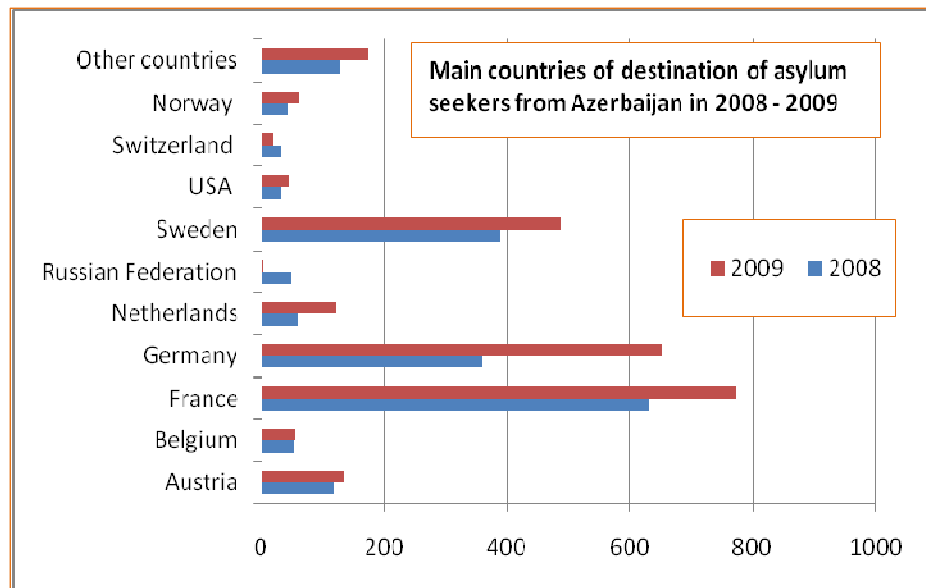
⁶⁸ Data in the table is collected from the United Nations Global Migration Database (<http://esa.un.org>), data extracted: 15/04/2010.

C2.2 Type of emigrants

- **Asylum-seekers and refugees**

According to the available statistics from UNHCR, the highest number of asylum seekers originating from Azerbaijan was registered in 1999: 6,588 Azerbaijani sought asylum in different countries around the world. In comparison with 2008, this number decreased 3.5 times – only 1884 applications were submitted. However, in 2009, the number of asylum seekers from Azerbaijan increased again: 2,523 asylum applications were submitted. In 1999 the main countries of destination of asylum seekers from Azerbaijan were Germany (2,628 applications or 39.9% from the total number of applications this year) and the Netherlands (2,450 applications or 37.2%). However, in 2008 only 360 and 58 applications were submitted in Germany and Netherlands respectively. In this way the decrease in applications submitted in the two already mentioned EU Member States justifies the overall decrease in applications, while the overall numbers of

applications in other countries did not change so dramatically. Few other states had increases in asylum applications submitted by citizens of Azerbaijan in 2003 – 2005. For example, the number of applications in Sweden increased from 46 in 1999 to 1,032 and 1,041 in 2003 and 2004 respectively, and then decreased again to 390 in 2008. France received 174 Azerbaijani



applications in 1999, 1,112 – in 2005, and 629 – in 2008. The number of asylum seekers from Azerbaijan in non-European countries was and remains insignificant.

In 2008 - 2009, the main country of destination of asylum seekers was France (33.4% and 30.7% of all applications in 2008 – 2009 respectively), followed by Sweden (20.7% and 19.3%), Germany (19.1% and 25.8%), and Austria (6.2% and 5.3%)⁶⁹.

Application for asylum submitted by citizens of Azerbaijan⁷⁰:

	1999	2000	2001	2002	2003	2004	2005	2006	2007	2008	2009
Argentina		2						0	0		
Armenia		2	1				1	1	2		
Australia	0		5	0				0	0	0	
Austria	53	24	85	182	76	159	126	115	105	117	134
Belarus	46	25	4	15	1	8	3	1	1	4	3

⁶⁹ UNHCR Statistical Online Population Database, United Nations High Commissioner for Refugees (UNHCR), data extracted: 07/09/2010, www.unhcr.org/statistics/populationdatabase

⁷⁰ UNHCR Statistical Online Population Database, United Nations High Commissioner for Refugees (UNHCR), data extracted: 07/09/2010, www.unhcr.org/statistics/populationdatabase

Belgium	349	440	148	97	94	117	70	64	29	53	54
Bosnia and Herzegovina	1										
Bulgaria			1			2	1	3	3	2	
Canada	84	178	151	132	123	56	27	25	10	10	25
Chile						2					
Croatia										1	
Cuba				2							
Cyprus			7								
Czech Republic	10	9	89	48	9	5	6	3	6	3	1
Denmark	37	146	27	29	16	30	24	12	20	23	12
Ecuador									1	0	
Egypt				1							
Estonia					3	3					
Finland	4	6	2	46	34	25	93	22	1	2	9
France	174	198	253	375	532	773	1,112	878	573	629	774
Georgia	4								1	6	1
Germany	2,628	1,418	1,645	1,689	1,291	1,363	848	483	274	360	652
Greece	13	3	5	1	4	5	8	14	6	3	3
Hungary	13		4	5	8	3	2	0	10	1	1
Iceland					2					3	
Ireland	7	14	14	6	9	14	8	6	5	2	1
Israel			1			1		1	2	0	
Italy	11	10	4			20	28	0	11	1	18
Latvia	4					1			4	1	
Liechtenstein	6		3		2						4
Lithuania	4	2		1	5	1	1		1		
Luxembourg	1		5	1	2	3	1	1		0	11
Netherlands	2,450	1,163	634	326	265	253	287	384	35	58	120
New Zealand			1								
Norway	39	35	100	145	147	129	84	40	23	40	60
Pakistan		1	1								
Poland	45	140	70	14	5	9	15	2	8	1	10
Portugal										2	
Republic of Moldova	7			1			3	1	4	4	
Romania	1									1	
Russian Federation	43	44	12	23	21	9	5	21	31	48	4
Serbia				5	3	1					
Slovakia			1	31	42	5	3	0	1	4	5
Slovenia		5						1			
Spain	72	61	18	7	4	5	11	9	6	24	4
Sweden	46	60	158	778	1,032	1,041	431	247	230	390	487
Switzerland	67	78	102	110	93	101	62	32	29	32	19
Syrian Arab Republic		2	4								
Turkey	3					3		5	1		
Turkmenistan	96	67	80	21	20	18	16	3	16	0	
Ukraine	64	101	89		3	27	45	15	20	13	27

United Arab Emirates								1			
United Kingdom				185	80	65	65	40	15	40	
USA	203	335	523	310	160	68	61	41	28	31	44
Uzbekistan	3	16	9	9	1	2	0				
Total	6,588	4,585	4,256	4,401	4,200	4,341	3,449	2,496	1,537	1,884	2,523

Refugees' from Azerbaijan population changed a lot during a few last years due to the naturalization of former refugees from Azerbaijan of Armenian origin in Armenia. Although the process of naturalization started already in 1995, only in 2004 the real results became to be noticeable, and according to the UNHCR 2,681 refugees were registered in Armenia in 2009 (decreased from almost 220,000 in 2005). Other countries of residence of recognized refugees from Azerbaijan are the following: Germany (6,063 refugees were residing in 2009, or 35.8% of total refugees' from Azerbaijan population), France (2,094 refugees, or 12.4%), Netherlands (1,986 refugees, or 11.7%), , United States of America (1,500 refugees, or 9.1%), Sweden (724 refugees or 4.3%), Canada (723 refugees, or 4.1%), and Austria (320 refugees, or 1.9%).

Refugees from Azerbaijan residing in foreign countries⁷¹:

	2005	2006	2007	2008	2009
Armenia	219,324	113,224	3,815	3,082	2,681
Australia	2	2	4	4	4
Austria	95	135	208	290	320
Belarus	29	29	28	28	26
Belgium	46	45	38	27	27
Bulgaria	2	2	3	3	3
Canada	585	652	727	719	723
Chile	4	2	2	2	
Czech Republic	26	24	26	25	24
Denmark	110	114	115	127	128
Ecuador			2	2	2
Finland	51	55	55	52	52
France	1,068	1,210	1,439	1,745	2,094
Georgia	7	4	3	3	3
Germany	6,668	3,628	4,507	5,315	6,063
Greece	6	12	13	13	13
Hungary	4	5	5	5	5
Ireland	23	26	29	33	31
Italy	19	19	34	35	41
Latvia			4	4	4
Lithuania	3	3	3	3	3
Luxembourg		0		0	
Netherlands	2,142	2,375	2,299	2,152	1,986
Norway	72	74	53	72	67
Poland	3	7	7	10	10
Republic of Moldova		3	4	8	9
Romania	4	4	4	0	

⁷¹ UNHCR Statistical Online Population Database, United Nations High Commissioner for Refugees (UNHCR), data extracted: 07/09/2010, www.unhcr.org/statistics/populationdatabase

Russian Federation	19	19	23	33	31
Spain	44	42	47	36	36
Sweden	326	389	597	670	724
Switzerland	29	44	49	56	68
Turkey		3	5	2	
Turkmenistan	30	28	28	25	23
Ukraine	195	180	184	182	179
United Kingdom	29	35	45	50	54
USA	2,703	3,674	1,508	1,501	1,500
Uzbekistan	7	0		5	5
Total	233,675	126,068	15,913	16,319	16,939

- **Labour migrants**

Current migration is not extensive; moreover, those, who emigrated from the country during more recent years have returned to Azerbaijan.

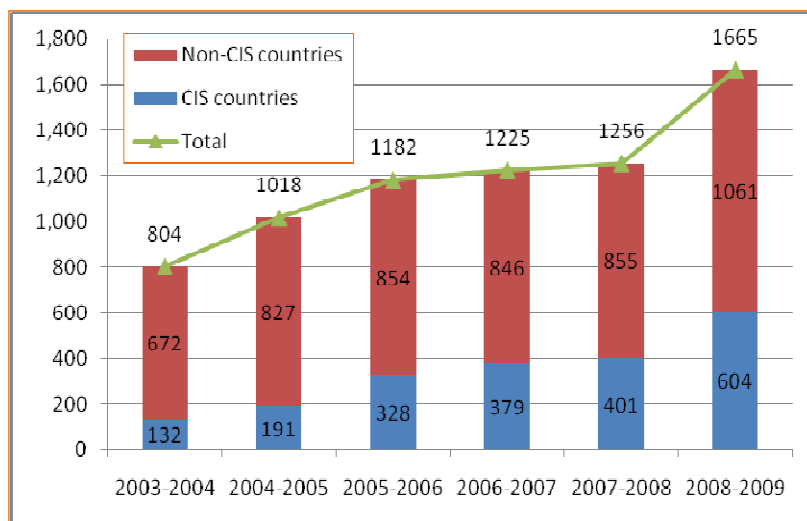
The main reason for this decrease in migration is the strengthening of democracy in the Republic, the consequent development of civil society, the rapid development of the country's economy and rising living increasing standards of living. . As a result of targeted reforms implemented in recent years, there has been greater political and economic stability, and increased social and economic development.

Despite differences in the directions that labour migration is taking, the reasons for the phenomena and nature of its processes are similar. There are significant differences in the qualifications and professions of nationals working abroad, but there are also similarities between the occupations of citizens (most of them work in individual enterprise, trade and catering), as well as the fact that the great majority are concentrated in major industrial cities.

Due to the presence of Azerbaijan citizens in foreign countries, their rights, protection and assurance of social protection is a priority area of the State Agencies` activities.

- **Students⁷²**

According to the State Statistical Committee of the Republic of Azerbaijan, the total number of



Azerbaijani students who studied abroad in the academic year of 2008 – 2009 was 1,665. This is 32.6% more than in 2007-2008, and 81.2% more than in 2000-2001.

The majority of students have chosen Turkey in which to study. In 2008 720 Azerbaijani students, or 43.2% of the total number of students, studied abroad. 439 students, or 26.4%, studied in Russia; 115, or 6.9%, – in Ukraine; and 58 in Germany (3.5%).

⁷² State Statistical Committee of the Republic of Azerbaijan, Education statistics, <http://www.azstat.org/statinfo/labour/en/index.shtml>

Students from Azerbaijan studying abroad according to the countries of destination:

Countries	2000 - 2001	2003- 2004	2004- 2005	2005 - 2006	2006- 2007	2007- 2008	2008- 2009
Total	919	804	1018	1182	1225	1256	1665
in CIS countries	146	132	191	328	379	401	604
Belarus	-	-	-	-	-	-	50
Kyrgyzstan	4	-	-	-	-	-	-
Russia	142	107	164	245	323	344	439
Ukraine	-	25	27	83	56	57	115
in other countries	773	672	827	854	846	855	1061
Georgia	-	-	-	-	-	-	40
USA	-	-	-	-	1	10	26
Germany	-	-	-	-	-	18	58
Australia	-	-	-	-	-	-	3
Austria	-	-	-	-	-	1	1
Belgium	-	-	-	-	-	2	1
United Kingdom	-	-	-	-	4	4	45
Czech Republic	10	6	7	8	8	7	7
China	16	17	16	16	17	15	26
France	-	-	-	-	-	3	47
Iran	-	9	-	-	-	-	-
Spain	-	-	-	-	-	-	1
Sweden	-	-	-	-	-	3	8
Switzerland	-	-	-	-	-	-	1
Italy	-	-	3	4	5	7	6
Canada	-	-	-	-	-	1	2
Cyprus	7	7	-	-	7	-	-
Republic of Korea	-	-	-	-	-	3	21
Hungary	-	-	-	-	-	1	1
Malaysia	2	2	2	3	3	-	-
Egypt	67	47	48	64	43	30	27
Netherlands	-	-	-	-	-	-	11
Norway	-	-	-	-	-	-	2
Pakistan	-	-	-	1	1	-	-
Romania	2	5	5	4	2	4	3
Slovenia	2	2	3	3	3	2	2
Turkey	667	576	743	751	752	744	720
Japan	-	-	-	-	-	-	1
New Zealand	-	-	-	-	-	-	1
Greece	-	1	-	-	-	-	-

Statistics for students studying abroad in accordance with bilateral agreements (01.04.2010)⁷³:

Country	Total number of students	Preparatory language courses	Bachelor/ associate	Master's degree, Internship	Clinical residency, Residency	Postgraduate	PhD
Turkey	517	(34)	209/	96	95	-	117
Russia	237	-	29/176	2	5	23	2
Egypt	21	-	21/	-	-	-	-
China	25	-	17/	4	-	-	4
Czech Republic	3	-	2/	1	-	-	-
Slovakia	3	-	/2	1	-	-	-
Romania	1	-	-	-	-	-	1
Korea	8	-	1/	7	-	-	-
USA	1	-	-	-	1	-	-
Total	816	(34)	453	111	101	26	125

Statistical data on students enrolled in the State program on Azerbaijan youth education in foreign countries in 2007-2015 (16.06.2010)⁷⁴:

Country	Total number of students	Ученики	Bachelor/ associate	Master's degree	Clinical residency, Residency, Internship	Postgraduate	PhD
USA	18		-	16	-	-	2
Australia	5		1/	3	-	-	1
Austria	3		-	2	1	-	-
Germany	67		19/4	33	6	-	4
Belgium	1		-	-	-	-	1
Great Britain	100		37/	57	-	-	6
Sweden	12		-	12	-	-	-
Switzerland	7		5/	1	2	-	-
Ireland	1		1/	-	-	-	-
Italy	4		-	4	-	-	-
Japan	1		1/	-	-	-	-
New Zealand	2		2/	-	-	-	-
Canada	11		10/	-	-	-	1
Southern Korea	22		22/	-	-	-	-
Malaysia	2		2/	-	-	-	-
Netherlands	20		11/	9	-	-	-
Russia	38	1	7/14	-	4	12	-
Singapore	6		6/	-	-	-	-
Turkey	73		15/25	2	30	-	1

⁷³ Information of Ministry of Education of the Republic of Azerbaijan

⁷⁴ Ibis

Finland	1		1/	-	-	-	-
France	52		24/	27	-	-	1
Czech Republic	2		1/	1	-	-	-
Total	448	1	165/43	167	43	13	17

- **Tourists and visitors**

The State Statistical Committee of the Republic of Azerbaijan reveals that more than 2.1 million citizens of Azerbaijan left the country for short periods of time. This is 1.3 times more than in 2007⁷⁵.

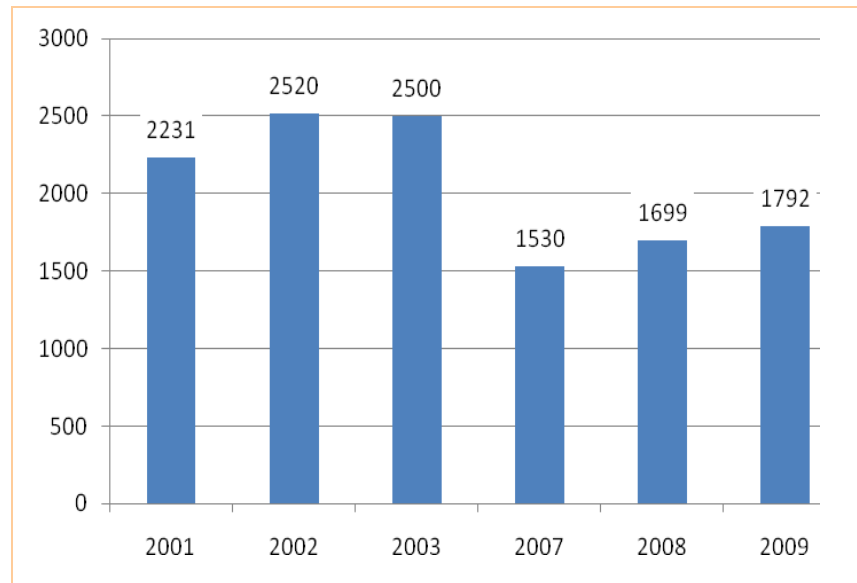
⁷⁵ State Statistical Committee of the Republic of Azerbaijan, Trade, Service and Tourism,
<http://www.azstat.org/statinfo/consumermarket/en/index.shtml>

C2.3 Irregular emigrants

- **Numbers of nationals refused entry abroad/apprehended at border**

The Migration Service of the Republic of Azerbaijan reveals that number state border violators who are citizens of Azerbaijan decreased in comparison with 2001 – 2003. In 2009, there were 1792 Azerbaijani border violators detected, in 2008 – 1699⁷⁶.

Number of Azerbaijani border violators detected in 2001 – 2003 and 2007 – 2009:



Because of the economic dislocations following the demise of the Soviet Union and because of differential growth rates among the post-Soviet states, significant numbers of Azerbaijanis have gone abroad to work and in many cases continue to send money home, transferring payments that at various times have been a major source of support for some groups in these countries. Estimates about the number of migrant workers from Azerbaijan vary widely, making any discussion problematic. According to UN estimates, there are more than 1.5 million ethnic Azerbaijanis in the Russian Federation. According to the World Fact Book out-migration, largely driven by economic problems, continues from the country: in 2009, 1.69 Azerbaijanis of every 1,000 residents left Azerbaijan⁷⁷.

At the moment, working migration from Azerbaijan is associated primarily with the market trade. The role of Azerbaijanis in the production of fruit and vegetables was already a major one during the Soviet regime and it continues to expand.

Although it has been officially declared that there is no unemployment in the Soviet Union, in some of the republics, including Azerbaijan, problems related to employment began to appear in the decade 1960-1970, which was the beginning of working emigration (seasonal workers, or market sellers) from former Soviet republics. At the beginning of the 90s some Azerbaijanis returned to their country, while

⁷⁶ Information from the State Migration Service of the Republic of Azerbaijan, February 23, 2010.

⁷⁷ "Azerbaijan in the world", an electronic publication of the Azerbaijan Diplomatic Academy, Vol.III, No.6, March 15, 2010, Paul Globe: Demography and Foreign Policy in the South Caucasus";

<http://ada.edu.az/biweekly/issues/vol3no6/20100315074511048.html>

at the same time an increasing number of refugees and displaced persons were leaving the state. Since 1994 working emigration from Azerbaijan has increased, mainly due to economic reasons.

Working emigration from Azerbaijan undoubtedly mitigates unemployment in the country. Remittances from Azerbaijanis working abroad influence the standard of living at home. At the same time however, the republic in recent years has encountered labour shortages, an unwelcome trend for the development of the national economy, including the petroleum sector. However, the return of working emigrants would not help to solve the problem of the shortage of specialists; it would more likely lead to an increase in unemployment. The majority of Azerbaijanis working abroad do not have special education⁷⁸. According to a survey conducted by the European Bank of Reconstruction and Development on immigrants from Moldova, Georgia, and Azerbaijan in Russia, only 12% of Azerbaijani migrant workers who transfer money to relatives in Azerbaijan have higher than secondary education. The majority of Azerbaijanis are working in Russia as:

- Service workers (maids, domestic workers, elderly caretakers, cooks, etc.);
 - Industry workers;
 - Unskilled workers (restaurants, hotels, clerks, retail stores);
 - Agricultural workers;
 - Small business owners⁷⁹.
- **Irregular emigration routes (including trafficking and smuggling)**

In 2005, 2,057 irregular migrants – citizens of Azerbaijan - were detained at the border of Ukraine; in 2006 – 2,130; in 2007 – 1,900. Besides these, 2,139 citizens of Azerbaijan were registered as illegal migrants within the territory of Ukraine in 2005; 1,531 – in 2006; and 1,712 – in 2007⁸⁰. This data shows that irregular emigrants from Azerbaijan travel via Russia to Ukraine and from there try to cross the border to countries of the European Union (Ukraine shares a border with Romania, Hungary, Slovakia, and Poland). Statistical data on asylum seekers from Azerbaijan may show that the irregular migration routes from Azerbaijan via Russia and Ukraine go to Austria, France, Germany, and Sweden.

⁷⁸ Professional Union of Migrants Workers, http://www.profmigr.com/index.php?option=com_content&task=view&id=14&Itemid=31

⁷⁹ European Bank for Reconstruction and Development, Russian Survey of immigrants from Moldova, Georgia and Azerbaijan, June 2007

⁸⁰ Soderkoping Process Statistics, Ukraine, <http://soderkoping.org.ua/page12462.html>

C3. Diasporas abroad

The term "Azerbaijan Diaspora" means Azerbaijanis settled in foreign countries. The definition of the notion "Azerbaijanis living in foreign countries" is given in the Law of the Republic of Azerbaijan on the state policy of Azerbaijanis living in foreign countries. It says that "Azerbaijanis living in foreign countries" are citizens of the Republic of Azerbaijan, including their children, living abroad, former citizens of Azerbaijan SSR or the Republic of Azerbaijan living abroad, and their children, and individuals relating themselves to Azerbaijan on ethnic, language, cultural or historical grounds.

The first attempt towards the organization of Azerbaijan Diaspora was establishing the "Azerbaijan Culture Circle" in Ankara, Turkey in February 1, 1949; in 1956 the "Azerbaijan society of America" was established in the USA. Azerbaijani Diaspora greatly increased after World War II, especially during the dissident movement in former USSR. The next emigration wave was related to the collapse of the USSR, the decrease of socio-economical development in the early years of independence and the conflict in the Nagorno-Karabakh region. At present there are about 300 communities and organizations of ethnic Azerbaijanis in the majority of world countries, such as the All-Russia Azerbaijan Congress, the Congress of Ukraine Azerbaijanis, Federal National -Cultural Autonomy of Russia Azerbaijanis, Germanic Federation of Azerbaijan Societies, Sweden-Azerbaijan Federation, 'Turan' congress of Azerbaijanis from Kazakhstan, Kyrgyzstan, and Uzbekistan; Social Association "Azeri" in Kyrgyzstan, etc.

The State Committee of the Republic of Azerbaijan on the Affairs with Diaspora pays particular attention to establishing new communities and associations. The chief strategic purpose is to achieve a unification of Diaspora organizations functioning in foreign countries. The committee aims to address all Azerbaijanis living in foreign countries in communities and associations and to eventually encourage those communities and associations to form single organization.

It is estimated that about 10 million people constitute the Azerbaijan Diaspora at present. The lack of exact statistic data arises from objective historical conditions. In the beginning of XX century Azerbaijanis migrating to neighboring Russia were registered as "tatars", while those migrating to Turkey were registered as "Azerbaijani turks". Azeri people living in South Azerbaijan were recognized as "Iran taabe". This situation led to the recognition of Azerbaijanis living abroad as a part of the Russian, Turkish and Persian diasporas. Based on rough estimations, the number of Azerbaijanis living around the world is represented by the following table:

Country name	Number of Azerbaijanis	Country name	Number of Azerbaijanis
USA	1,000,000	Republic of Canada	174,000
Republic of Albania	12,000	State of Kuwait	18,000
Federal Republic of Germany	300,000	Republic of Kazakhstan	90,000
Commonwealth of Australia	8,000	Kyrgyz Republic	16,000
Republic of Austria	19,000	Republic of Latvia	1,700
Argentine Republic	12,000	Republic of Lithuania	1,500
People's Republic of Bangladesh	170,000	Republic of Hungary	26,000
Kingdom of Belgium	13,000	Republic of Malta	2,500
Republic of Belarus	6,600	United Mexican States	26,000
United Arab Emirates	55,000	Arab Republic of Egypt	850,000
Union of Myanmar	7,600	Republic of Moldova	5,000
Republic of Bulgaria	64,400	Republic of Mongolia	4,800
Great Britain	70,000	Kingdom of The	20,000

		Netherlands	
Federative Republic of Brazil	74,000	Kingdom of Norway	50,000
Kingdom of Bhutan	1,500	Sultanate of Oman	19,000
Czech Republic	2,000	Republic of Uzbekistan	60,000
People's Republic of China	30,000	Islamic Republic of Pakistan	350,000
Kingdom of Denmark	56,000	Republic of Poland	10,000
Republic of Estonia	1,800	Portuguese Republic	8,000
Afghanistan	430,000	Republic of Romania	44,000
People's Democratic Republic of Algeria	260,000	Russian Federation	2,000,000
Republic of Finland	11,600	Saudi Arabia	40,000
French Republic	70,000	Slovakia	2,000
Republic of Georgia	600,000	Republic of the Sudan	17,000
Republic of India	300,000	Syrian Arab Republic	92,500
Republic of Indonesia	44,600	Republic of Tajikistan	13,400
Hashemite Kingdom of Jordan	410,000	Republic of Turkey	3,000,000
Republic of Iraq	800,000	Republic of Turkmenistan	33,300
Islamic Republic of Iran	3,000,000	Republic of Ukraine	500,000
Republic of Ireland	4,000	Japan	10,000
Spain	14,000	New Zealand	2,000
Sweden	20,000	Democratic Republic of Yemen	26,000
Swiss Confederation	15,000	Arab Republic of Yemen	32,000
Italian Republic	30,000	Hellenic Republic	12,400

C4. Remittances of nationals living abroad

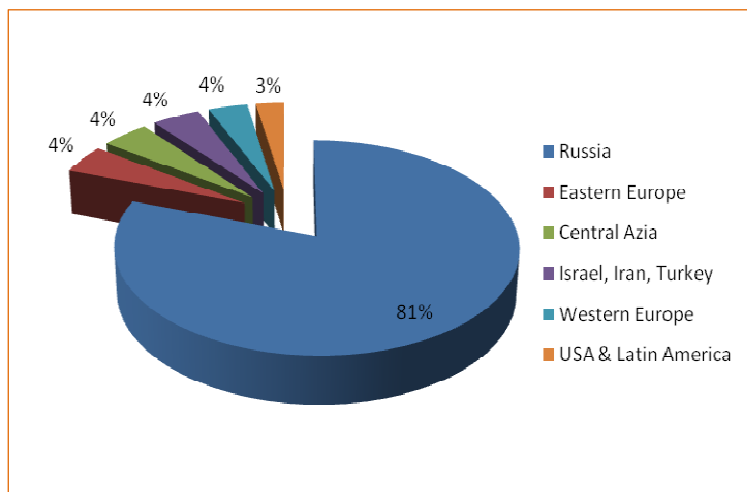
The Population Division of the UN Department of Economic and Social Affairs estimates that in 2007 the total amount of remittances to Azerbaijan was 1,898.5 million USD, which is 5.7% of the total GDP⁸¹. The average remittance per person in 2007 was 220 USD⁸².

The European Bank for Reconstruction and Development carried out a study, an Azerbaijan National Public Opinion Survey on Remittances⁸³. The main findings of the survey show that:

- In 2006, 9% of the adult population of Azerbaijan (approximately 523.000 people) received remittances on a regular basis;
- The average recipient receives money from family member(s) or relative living abroad 6 times a years;
- The average remittance to Azerbaijan is 169 USD;
- Azeri recipients spend approximately 80% of the money they receive on basic daily expenses such as food, housing, clothing, utilities and medicine;
- Approximately 1.5 million Azeris benefit from remittances;

The survey also showed that 65% of recipients receipt money at banks. Friends or relatives visiting Azerbaijan bring money to another 22% of recipients; 4% - receive money by mail; 2% - at a remittance company; 1% - by courier and 6% of respondents could not identify the means of transfer of remittances.

The clear majority of remittances to Azerbaijan are sent from the Russian Federation, followed by Eastern Europe (Ukraine, Belorussia, and Estonia), Central Asia (Uzbekistan, Kazakhstan, Georgia, and Turkmenistan), Western Europe (Germany, Netherlands, and Great Britain), USA and Latin American countries.



Another survey carried out in 2007 by the European Bank for Reconstruction and Development on remittances sent by migrants from Russia to Moldova, Georgia and Azerbaijan⁸⁴ indicates that 81% of remittance senders from Russia to Azerbaijan are male; 48% of senders

aged 35 – 49; 45% - 18 – 34; and 7% - more than 50 years old. According to the survey, 57% of Azerbaijani senders work legally in Russia, 32% have acquired Russian citizenship, and 7% - are irregular migrants.

⁸¹ UN Department of Economic and Social Affairs, Population Division, International Migration 2009, www.unmigration.org

⁸² Human development Reports, UNDP, <http://hdr.undp.org/en/reports/global/hdr2009/>

⁸³ European Bank for Reconstruction and Development, Azerbaijan National Public Opinion Survey on Remittances, July 2007, http://www.bendixenandassociates.com/studies/EBRD_%20Azerbaijan_%20Presentation.pdf

⁸⁴ European Bank for Reconstruction and Development, Russian Survey of immigrants from Moldova, Georgia and Azerbaijan, June 2007

According to the data of the World Bank, in 2010 the average total transfer fee (including the fee charged to the sender plus exchange rate margin) from Russia to Azerbaijan comprised 4.62 USD while transferring 200 USD (2.31% of the transferred sum) and 11.05USD while transferring 500 USD (3.06%). The transfer time is less than one hour⁸⁵.

Remittances of workers, (mln. USD)⁸⁶:

	2009	Share of GDP (%)	I quarter 2010	Share of GDP (%)
Income	1182,0	2,75	259,0	2,18
- via bank services	1179,0	2,74	258,1	2,17
- Azeri Post	3,0	0,01	0,9	0,01
Outcome	522,0	1,21	189,0	1,59
- via bank services	519,6	1,21	188,3	1,58
- Azeri Post	2,4	0,01	0,7	0,01

⁸⁵ <http://remittanceprices.worldbank.org/>

⁸⁶ Информация Центрального Банка Азербайджанской Республики от 10 июня 2010 года.

D. Analysis of the factors driving migration in the country

D1. Main characteristics of current migration trends

One of the main characteristics of modern migration trends in Azerbaijan is the **positive balance of migration** in 2008. The migration balance remained negative throughout the period of independence, although the difference between the number of emigrants and immigrants declined steadily. For example, according to official statistics the migration balance was 9.811 persons in 1995, (-) 5.586 persons in 2000, (-) 893 persons in 2005, and 1.067 persons in 2008.

Arrival of foreign citizens in Azerbaijan

Even though the number of permanent arrivals in Azerbaijan is decreasing, other categories of aliens are being attracted to the Republic.

The number of **labour migrants** increased to 5.784 in 2009 compared to 4.367 in 2008. From 1 July 2010 the number of labour migrants was 7.091. Thus the number of labour migrants in 2010 increased 1.6 times compared to 2008. Most migrants are employed in the construction industry (36.9%) and in the oil industry (32%). Most labour migrants arrived from Turkey (45% in 2010), Georgia (4.4%) and India (3.4%).

The number of **students** studying in Azerbaijan also increased: 5.585 foreign students were registered in the 2008/2009 academic year, and 6.813 students in the 2009/2010 academic year. Among the countries of origin of students, just as in the case of labour migration, Turkey leads (59.8% of all students in 2010), followed by Iran (21.8%) and Russia (3.2%).

Migration directions to Azerbaijan are to a great extent explained by the existence of Azerbaijan diaspora in migrants' countries of origin. Experts estimate that the largest numbers of Diaspora (about 2,000,000 – 3,000, 000, see part C3 profile) are in Iran, Turkey and Russia.

In recent years the number of **visitors** to Azerbaijan has been growing; this may testify to a coherent migration policy, as well as the extension of business contacts and the development of tourism. Over the past five years the number of visitors increased by 45.5%. 1,898,939 foreign citizens visited the Republic in 2008, 33.2% of them arriving from the Russian Federation, 32% - from Georgia, 16.3% - from Iran and 8.3% from Turkey.

Departure of Azerbaijani citizens abroad

Citizen mobility in Azerbaijan is high. According to official figures, in 2008 more than 2.1 million citizens of Azerbaijan had crossed the border: this is about 23% of the total population.

Labour migration from Azerbaijan is developing intensively. However, since only a small number of citizens use official channels, there are no reliable statistics on the number of citizens who leave from the country to seek employment. The main sources of information on this subject are survey data and banking statistics on the remittances of labour migrants. Remittances of citizens working abroad constitute about 5.7% of GDP, testifying to a high number of labour migrants. According to experts research there were 1.69 migrants for each 1000 residents in 2009, or approximately 15.200 people per year. About 81% of remittances come to Azerbaijan from Russia; remittances are also transferred from Ukraine, Belarus, Estonia, Uzbekistan, Kazakhstan, Germany, Great Britain, Holland and the United States.

The number of **students** studying abroad doubled from the 2003/2004 academic year to the 2008/2009 academic year. 1.665 citizens of Azerbaijan were trained abroad in 2008/2009, 43% of which - in Turkey, 26.4% - in Russia, 6.9% - in Ukraine and 3.5% - in Germany.

The largest number of Azerbaijan **asylum-seekers** in foreign countries was (6.588 persons) in 1999 and since then the number has been constantly decreasing, while in 2009 an increase was observed again (1.884 asylum-seeker in 2008; 2.523 – in 2009). The decrease of asylum-seekers may testify to the stabilization of the situation and the consolidation of democratic institutions in the country.

Illegal migration

Azerbaijan, due to its geographic location on the border between Europe and Asia, is a transit route for trans-Eurasian and intercontinental migration flows. Azerbaijan is situated in the South Caucasus and borders with Iran, Armenia, Turkey, Georgia, Russian Federation and with Kazakhstan and Turkmenistan on the Caspian Sea. The main routes of illegal migration through Azerbaijan towards Europe originate in such countries as Afghanistan, Iran, Iraq, Pakistan, South-East Asian countries.

The majority of illegal immigrants cross the borders of Azerbaijan with Iran. Often migrants arrive to Azerbaijan legally, but remain in the country illegally.

In recent years Azerbaijan has experienced a significant influx of migrants, and along with them irregular migrants arriving from Indo-China and the Middle East; this situation requires an appropriate response that rules out the possibility of further transit to other European countries. This fact, in addition to the increased struggle against illegal migration, led to a significant change in the Ministry of Internal Affairs, making possible the implementation of international papers on the fight against international terrorism, trafficking in human beings and illegal migration, and also led to a noticeable improvement in the detection of **foreigners illegally residing in the State**. Thus, 1.773 foreigners illegally staying in the country were identified in 2009 and 5.826 in the first half of 2010. The main countries of origin of illegal migrants are: Turkey (about 50% of all persons staying illegally on the territory of the country), Pakistan, China and Iran.

The largest number of **people apprehended at the border** was 8.299 in 2002; this was just 3,232 in 2007. In recent years numbers apprehended at the border increased again: 4.014 foreigners were apprehended in 2008 and 4.677 foreigners in 2009. The main countries of origin of persons trying to enter Azerbaijan illegally are Iran, Turkey and Georgia.

Thus, **irregular migration routes** through Azerbaijan can be defined as follows:

- Iraq-Iran-Azerbaijan-Europe
- Afghanistan-Iran-Azerbaijan-Europe.

Statistical data from Ukraine reveals **Azerbaijani citizens apprehended while attempting to cross the border illegally, as well as those staying in the country illegally**. The data show that emigrants from Azerbaijan head towards Ukraine via Russia, attempting afterwards to cross the border with the European Union countries (Ukraine borders with Romania, Hungary, Slovakia and Poland). Statistics on asylum seekers from Azerbaijan may indicate that migration routes from Azerbaijan continuing via Russia and Ukraine head towards Austria, France, Germany and Sweden.

Internal migration

The main characteristics of internal migration in the country include the presence of internally displaced persons who left their homes because of military activities in the area of ethnic conflict in Nagorny Karabakh.

According to UNHCR the number of internally displaced persons presently in Azerbaijan is 603 251 persons.

Political developments on the future of Nagorny Karabakh are at a stalemate. 650 thousand Azerbaijanis who had to leave Nagorny Karabakh and the surrounding areas after 1988 are unable to return home and redeem their right to their abandoned property. Some of them begin to reorganize their life, while many still depend directly on Azerbaijani Government support, as more permanent solutions have not yet been found. . For many internally displaced persons access to decent housing, livelihood and life services such as health care and education remains problematic.

Despite the lack of certainty regarding a long-term solution to the problems of most internally displaced persons, the Government has taken serious and positive steps in this direction, particularly in recent years. In addition to providing regular direct assistance, the Government has closed down accommodation with the worst conditions and is currently embarked on re-housing those displaced until a return to their former place of residence is no longer possible. In recent years, humanitarian assistance is largely focused on micro-credit programmes, apprenticeship or vocational training, ration distribution, construction and repair of housing and infrastructure.

D2. Identifying the key push and pull factors of migration

Stabilization of the political and social situation in the country, democratic development and economic growth may be classified as **the key pull factors of migration**. Despite the fact that economic growth slowed during the last 2 years, the economy of Azerbaijan continues to be one of the fast-developing in the world. Almost all indicators of economic development show improvement, including areas such as business regulation, reducing regional inequalities, encouraging the development of non-oil industries, etc. As a result of these factors, the number of labour migrants arriving in Azerbaijan is increasing, while a decreasing number of persons leaving Azerbaijan to seek asylum abroad has been observed in recent years. Unfortunately, these factors tend to increase the number of illegal migrants in the country. A lack of established mechanisms with the major destination countries of labour migrants cause the irregular labour migration from Azerbaijan, and because of Azerbaijanis' vulnerability on the foreign labour market, this situation could lead to violations of human rights, and to human trafficking.

Another factor contributing to the emigration of Azerbaijan citizens is higher social indicators in some countries, particularly Russia and Kazakhstan.

Some social indicators in CIS countries (2007, USD)⁸⁷:

Countries	Income per capita	Living wages	Average monthly nominal wages
Azerbaijan	1.970	76	251,5
Armenia	1.419	No data	217
Belarus	2.816	93	323
Georgia	No data	65	220,3
Kazakhstan	No data	90	428,2
Kyrgyzstan	No data	91	106,4
Moldova	No data	101	170,2
Russia	5.840	163	531,6
Tajikistan	289	No data	47,4
Uzbekistan	481	No data	No data
Ukraine	2.005	105	267,5

The presence of Azerbaijani Diaspora in some countries contributes to both legal migration (labour migration, student migration and tourism) and illegal migration. The primary involved countries are Turkey, Iran and Russia.

Illegal migration receives support due to the geopolitical position of Azerbaijan between Asia and Europe, as well as the visa free regime between Azerbaijan and Russia.

Nevertheless the number of immigrants in Azerbaijan remains low compared with flows of labour migration, transit migration and emigration (both legal and illegal). The main **push factors of migration** may be the above mentioned-differences in economic and social development with some neighboring countries, as well as the unresolved issue of the political future of Nagorny Karabakh and related security issues in the region.

⁸⁷ Interstate statistical Committee of the CIS, database; <http://www.cisstat.com/eng/index.htm>

D3. Possible future trends in migration

As stated above, the consequences of the conflict in Nagorny Karabakh are still felt in the country: more than 600 000 internally displaced persons are still unable to return home. In the near future the problem of internal migration will remain, because the parties have not arrived at a political consensus; the finding of long-term solutions for IDPs is well overdue.

Azerbaijan will however continue to experience labour migration, both legally and illegally. This is inevitable, as there are high rates of economic and social development in Azerbaijan and the country follows a well-managed and sustainable migration policy. The countries of origin of labour migrants will probably not change. Migrants will continue to arrive from Turkey, Iran, Russia and Georgia, countries with which Azerbaijan has established partnership and migration contacts.

It is unlikely that Azerbaijan will face a large influx of asylum seekers. Due to regional instability, population vulnerability and geopolitical location, it will remain a transit country for asylum seekers and irregular migrants to and from Afghanistan, Iraq, Iran, Pakistan and other countries of South-East Asia facing towards Europe.

E. Country specific Module, following the issue of special interest

Analysis of the above-mentioned material shows that there are currently two areas of activity of particular interest to Azerbaijan: internally displaced persons and labour migration development.

The situation of IDPs remains a serious problem for the country. According to UNHCR, at present the number of internally displaced persons in Azerbaijan who had to leave their homes due to the conflict in Nagorny Karabakh is 603 251 persons, or about 7% of total population. Political developments on the future of Nagorny Karabakh remain unsolved, as does the situation of most IDPs. This means that 600,000 Azerbaijanis who had to leave Nagorny Karabakh and the surrounding areas have no opportunity to return home. Only some of those IDPs have been able to begin afresh, while many more still depend directly on Azerbaijan Government support, as more permanent solutions have yet to be found. Such commonplace issues as decent housing, base income, employment and essential services such as healthcare and education remain problematic.

The Government makes every effort to resolve this situation with IDPs both on legislative and executive levels. Regular direct assistance is provided, the worst accommodation is closed down and new housing is provided. In recent years humanitarian assistance has been largely focused on micro-credit implementation programmes, apprenticeships or vocational training, ration distribution, construction and housing and infrastructure repair. However, many humanitarian organisations have gradually been closed down due to cuts in funding from donors. Major international donors in the country include the World Bank, the UNHCR and the Danish Refugee Council. Local non-governmental organisations also require support and assistance on providing legal assistance to displaced persons, as well as assistance in the learning processes inherent in many areas of life, including that of micro credits. More international donors support is needed to increase humanitarian aid and to find permanent solutions to the reintegration of internally displaced persons.

Currently the processes of **labour migration** both with the citizens of Azerbaijan travelling abroad and with incoming labour immigration are strongly developing.

Success in the economic field, the attraction of foreign investment and the creation of a favourable business environment has transformed the Republic into an attractive country not just for investors but for a foreign labour force also, which in turn has contributed to an increased migration flow. The development of oil and gas fields, and that of other major projects, has had a great impact on the development of this process. Increasing numbers of foreigners working in Azerbaijan makes a difference not only to economic growth but also to the effectiveness of recent migration legislation, with sanctions against illegal migration being tightened, and other activities in this area ongoing, as a result of which the labour activity of foreigners in the country could be legalized in accordance with the applicable requirements.

Despite the significant progress achieved in recent years in the regulation of migration processes, some of the problems and shortcomings remain. Urgent solutions are needed to enhance the fight against illegal employment, to bring national legislation in line with international standards with a view to providing improved social protection to labour migrants; the protection of the internal market, and improved ways to assist the repatriation citizens. Studying international practices in this area, and international organisations' support of relevant government authorities to introduce new technologies, may improve efficiency in this direction.

Additionally, upholding the rights of Azerbaijanis working abroad is paramount to the struggle against their exploitation and goes hand in hand with the struggle against trafficking in human beings. These pointed issues are clearly priority areas for the Government of Azerbaijan.

F. Migration policies and programmes and their effectiveness in managing the migration and development challenges

F1. Overview of the national institutional and policy framework governing migration

The Republic of Azerbaijan faced internal and external migration processes shortly before it regained its independence, as well as during the transitional period, and it has systematically implemented measures to eliminate the negative effects of these migration processes.

Internal migration has appeared in two forms - “forced migration” and “social-economical migration,” and has revealed particular some challenges facing the government. Forced migration began as a result of the conflict in Nagorno-Karabakh region of the Republic from the end of 80s, and Azerbaijan was the first Republic of the former Soviet Union to be faced with a refugee and IDP problem. As a result of this conflict, more than one million Azerbaijan citizens have been forced to leave their homes and seek asylum in different regions of the state.

F1.1 An overview of recent migration policy developments

The **State Program on “Social-economical development of the Republic of Azerbaijan (2004-2008)”** approved by the President of the Republic of Azerbaijan on February 11, 2004, recommended the elimination of the negative effects of internal migration connected to social economics. A conference was held which reported on the results of the State Program, and it has confirmed the considerable decrease of internal migration connected with social economics. Citizens arriving in Baku from the regions or villages to find a job are returning again and being provided with suitable employment.

The State program on the socio-economic development of regions of the Azerbaijan Republic for the period from 2009 to 2013, approved by Presidential Decree No. 80 dated April 14, 2009, is of particular importance for the natural and economic potential of the available labour force in various regions, and consists of activities to increase employment, reduce poverty and stabilize internal migration.

As a logical continuation of the activities in economic areas anticipated in the State program on socio-economic development in the regions of Azerbaijan in 2004-2008, and approved by Presidential Decree No. 24 of 11 February 2004, this program reflects activities in new areas of the economy.

The **State Program on “Improvement of living conditions and employment for refugees and IDPs”** approved by the Presidential Order dated on July 1, 2004, has provided IDPs with the new settlements. Within the State Program 16 tent camps have been eliminated until the end of 2007. 613.9 million AZN was spent from the State Oil Fund and more than 16,600 houses were built in 57 new settlements from 2001 to January 2010.

The **State Migration Program (2006 - 2008)** of the Republic of Azerbaijan was approved on July 25, 2006. The main purpose of the State Migration Program is to implement state migration policy, to develop the migration management system, to adjust and forecast migration processes, to improve legislation in accordance with international norms and current requirements, to ensure the efficiency

legal processes, to create a unified migration database and up to date automated control system, and finally to prevent illegal migration and to protect legal migrants.

The State Migration Program identified the main objectives of Migration Policy of the Republic of Azerbaijan, which are:

- effective use of migration processes for the development of the country;
- respect for the interests of the State, society and people through the implementation of migration programmes and measures;
- combat of illegal migration;
- creation of conditions to assist with migrants' adaptation to the current socio-economic situation;
- protection of migrants' rights.

In order to implement state policies in the field of migration, to develop a management system, to regulate and forecast migration processes, and to co-ordinate the relevant authorities in this sphere, The **State Migration Service** has been established by the Presidential Order of 19 March 2007. The same regulatory act identifies the main areas of activity and the functions of this state authority.

The implementation of the State migration Programme intensified the participation of Azerbaijan in international migration treaties, as well as in co-operation with foreign countries and their respective migration institutions and international organisations, in particular with the International Organisation for Migration. In the framework of the Programme a number of training sessions on migration were organised for Azerbaijani civil servants.

Important measures on migration were approved by the Presidential Decree (August 5, 2008) on "**Development of migration management system** and Application of the Law of the Republic of Azerbaijan on "Additions and amendments to some legislative acts of the Azerbaijan Republic numbered 658-III QD, dated on June 24, 2008", e.g. strengthening control in the sphere of migration management, organization of the monitoring of migration processes, preparation of statistical information and reports, etc.

In order to improve the mechanism of migration management, to simplify the procedure for granting relevant permits to foreign citizens and stateless persons arriving in Azerbaijan to live and work, to register them at their place of residence, and to ensure transparency in this process, the Decree of the President of the Azerbaijan Republic "**On Application Of " Single Window " Principle** in the migration management " was adopted on 4 March 2009, that further improved migration management by simplifying the procedures for issuing residence permits.

Given the importance of the education of Azerbaijani youth in the world's leading educational institutions, the President of the Republic of Azerbaijan signed an order on **State programme for Education of Azerbaijani youth abroad in 2007-2015**, dated 19 October 2006, and On Approval of the **State programme for Education of Azerbaijani youth abroad in 2007-2015**, dated 16 April 2007.

In frames of this programme, more than 500 young people are studying for Bachelor, Master, Post-graduate and Doctoral degrees in many countries around the world. Among these countries are United States, Great Britain, France, Germany, New Zealand, Austria, Japan, Australia, South Korea, Sweden, Netherlands and others. 5 000 young people are anticipated to receive education abroad in frames of the programme during 2007-2015.

According to the State programme for the Education of Azerbaijani youth abroad in 2007-2015, with a view to establish and ensure the consistent development of a competitive economic system, the Commission on Education attached to the President of the Azerbaijan Republic approved a list of young

Azerbaijanis who intend to receive education in frames of different programmes, by studying for degrees at prestigious universities, correlated according to the demand for jobs in demand in priority sectors.

The State Programme on **Establishment of the system of biometrical identification in the Republic of Azerbaijan for 2007 – 2012** was approved on February 13, 2007. The programme aims at strengthening the protection of passport, visa and other types of documents, as well as of the control over migration processes and of the borders of the Republic of Azerbaijan. The programme contains measures on the organisation and production of passports and other documents, the gathering of biometric information within the existing information systems, the development of the relevant infrastructure, the establishment of the national identification system and personal identification codes, and the identification of persons in an on-line regime for the issue of passports and other identity documents, etc.

The main tasks of The State Programme on Establishment of the system of biometrical identification in the Republic of Azerbaijan for 2007 – 2012 are:

- Improvement of the legal framework in the field of personal data, including biometric data, as well as the monitoring of migration, and the security and protection of information in accordance with international standards;
- Organization of standardization and certification in the sphere of biometric information;
- Production and usage of e-passports, visas and other ID documents on the basis of biometric technologies, eliminating the possibility of obtaining documents on the basis of other personal data, and the assurance of accuracy of the information collected;
- Development of national information resources on photographs, fingerprints and other biometric data together with the personalization of the new generation passports and visa documents, bringing available biometric data in line with the standard;
- Learning the best practices and advanced technologies from leading foreign States on the registration and use of biometric data by voice and DNA, as well as the organization of work in this area;
- Development and use of a system of photo identification of wanted persons in crowded places in real time; central surveillance and archiving through special software and technical means;
- Development and use of relevant identification systems, including mobile terminals based on information resources created on photographs, fingerprints, voice, DNA and other biometric data; its use for border crossing control and operational-investigative activity, public order maintenance, as well as for rescue operations and other areas;
- Improvement of control points, guarding of communications, sets and blocks, as well as the supervision of cargo sealing and its transport routes in special use areas with the help of advanced biometric technology;
- Exchange of information among the information system on photographs, fingerprints, voice, DNA and other biometric data;
- Development of a single state information system on migration by upgrading and development of relevant subsystems AIRS "entry-exit";
- Integrated elaboration of national information environment segment on population and migration, information exchange with international information resources on biometrics and migration;
- Increasing the efficiency and effectiveness of individualization and passport and visa control as well as other identity documents;
- Ensuring highly qualified staff and helpful exchange of experience within the State program;

- Production of forms of protected documents and high security forms, and other official forms used in institutions and organisations, the development of modern security and identification technologies, the creation in this connection of specialized centres for printing and certification, and the stimulation of local manufacturers.

Taking into consideration the provisions of the UN Convention Against Transnational Organized Crime, signed and ratified by the Azerbaijan Republic, its supplementary protocol on Prevention, Elimination and Punishment of Human Trafficking, especially trafficking of Women and Children, as well as the Brussels Declaration on the Prevention and Struggle against Human Trafficking, “**National Action Plan on Struggle against Human Trafficking in Azerbaijan Republic**” was adopted on 6 May 2004 by the Decree of the President of Azerbaijan Republic. According to the National Action Plan, the National Co-ordinator on the execution of National Action Plan on the Struggle against Human Trafficking was appointed, and the National institution – the Department on Struggle against Trafficking in Human Beings - responsible for the combat and prevention of trafficking in human beings, was established. With the completion of the implementation of the above mentioned National plan, the new “National Action Plan on Struggle against Human Trafficking in Azerbaijan Republic for 2009-2013” was adopted on February 6, 2009.

F1.2 An overview of key domestic legislation

Constitution of the Republic of Azerbaijan	<p>Includes provisions on right to citizenship for persons born on the territory of Azerbaijan, or born of citizens of Azerbaijan abroad. According to the Constitution, a person is a citizen of Azerbaijan if one of his/her parents is a citizen of Azerbaijan. The constitution also provides that foreign citizens and stateless persons residing in Azerbaijan may enjoy all rights and must fulfil all obligations as citizens of Azerbaijan, if state laws do not specify otherwise.</p> <p>The Constitution also provides for the right of foreigners to seek and enjoy political asylum in Azerbaijan. Azerbaijan does not extradite persons who are being persecuted for political reasons, or for activities which are not crimes in Azerbaijan. Political asylum can be granted by the President of the state.</p>
12 November 1995	
Law on Legal Status of Aliens and Stateless persons	<p>Provides that foreigners and stateless persons have a right to enter the Republic of Azerbaijan and obtain a temporary residence or temporary stay permit in the state. The Law provides grounds for temporary residence. Temporary residence permits may be issued for a period of up to 1 year with the possibility to extend this period a maximum of 4 times.</p> <p>Moreover, the Law stipulates that foreigners and stateless persons may acquire the right of temporary residence if they have close family ties with citizens of the Azerbaijan Republic; also on the basis of marriage with citizens of Azerbaijan; also if they invest in the economy of the Azerbaijan Republic an amount determined by the relevant State authority of the Azerbaijan Republic; also in the case that they have opened a bank account for the amount determined by the relevant State authority of the Azerbaijan Republic; also in the case of persons having individual permission for paid labour activity on the territory of the Azerbaijan Republic, according to the procedure determined by legislation of Azerbaijan Republic; also in the case of persons receiving education on a full-time basis in the Republic of Azerbaijan; also if persons are considered to be highly qualified experts in the field of economy, industry, defense, science, culture, sports, etc., as well as in other cases provided by law.</p>
13 March 1996	
Law on Immigration	<p>According to the law, immigration means the arrival of aliens and stateless persons to the Republic of Azerbaijan for permanent residence under the procedure prescribed by law. The law provides that permanent residence permits and the status of immigrant can be granted to foreigners and stateless persons who have legally resided in the territory of Azerbaijan not less than two years.</p>
22 December 1998	
Law on Exit and Entry and on Passports	<p>The Law guarantees the right of citizens of Azerbaijan to exit and enter the territory of the states, regulates the procedures of the issuing of passports, and determines the legal status of citizens leaving the country for permanent residence abroad. Emigrants from Azerbaijan can be registered at the consular missions of Azerbaijan; corresponding notes are made in their passports.</p> <p>Moreover the Law defines the procedure of issuing national, diplomatic and service passports to citizens of the Azerbaijan Republic.</p> <p>The law contains provisions on the procedures on exit and entry to and from the territory of the state by foreign nationals and stateless persons, and temporary restrictions on exit and entry into the territory of the state, etc.</p> <p>Regulations on Application of the Law on Exit, Entry and Passports were adopted on 19 November 1994.</p>
14 June 1994	
Law on Citizenship	<p>The law sets out the rights of citizenship of Azerbaijan, and determines the conditions of acquisition and restoration of citizenship, as well as cessation</p>

30 September 1998	thereof. The law prohibits double citizenship, except for the provisions of international agreement of decision of the Parliament of Azerbaijan (<i>Milli Majilis</i>). However, persons who have accepted another citizenship do not automatically lose their citizenship of Azerbaijan.
Law on labour Migration	The law defines the legal, economic and social foundations of the processes of labour migration and regulates relations in the sphere of labour migration.. On 4 June 2009, the Cabinet of Ministers approved the Rules on the establishment of labour migration quotas. It was established that the annual labour migration quota is approved by the Cabinet of Ministers following a proposal from the commission comprised of representatives of relevant institutions (Ministry of Labour and Social Protection of the Population, Ministry of economic Development, State Migration Service, etc.) which develops proposals on annual quota.
October 1999	
Law on Status of Refugees and Internally displaced persons	The Law provides definitions of refugees and internally displaced persons, grounds for granting and refusal to grant refugee and the IDP status, content of the status, and the procedure for refugee and IDP status determination. The Law also makes a distinction between political asylum (can be granted in accordance with the Constitution) and refugee status. On 13 November 2000, the Rules on Examination of Applications for Refugee Status were approved.
21 May 1999	
Law on Registration at Place of Residence and Sojourn	The law applies to citizens of the Republic of Azerbaijan and to foreigners and stateless persons. According to the Law, persons have to be registered at the place of residence and at the place of sojourn (short-term stay: hotels, tourist base, hospital, or other place of residence where the person stays only a short time). The law provides for the procedure of registration for different categories of the population and for responsibility for violation of this law. The regulations on Application of this Law were approved on 8 December 1999.
4 April 1996	
Law on Combating Trafficking in Human Beings	The law provides definitions of trafficking in human beings, exportation, forced labour, slavery, etc., and sets out the main principles and institutional framework in the field of combating trafficking in human beings, prevention measures, the basis for social rehabilitation and for the protection of victims of trafficking in human beings, etc.
28 June 2005	

The following laws of the Republic of Azerbaijan are also important for the management of migration processes:

- Law on State Borders, 9 December 1991;
- Law on Border Troops, 6 January 1994;
- Law on Identity Cards of Azerbaijani Nationals, 14 June 1994;
- Decree of Cabinet of Ministers of the Azerbaijan Republic No. 560 of 16 October 1992 "On measures to enhance the protection of the State border of the Azerbaijan Republic";
- Decrees of Cabinet of Ministers of the Azerbaijan Republic No. 140 of 3 March 1993, " On approving the rules and regulations with a view to strengthen the State border of the Azerbaijan Republic";
- Regulation on the Sending of Citizens of Azerbaijan for Education Abroad and Education of Foreigners in Educational Institutions in Azerbaijan, 6 March 2001;
- Regulation on the State Border Service of the Republic of Azerbaijan, 12 December 2002;
- Law on the Regulation on the Issue of Certificates on Return to the Republic of Azerbaijan, 10 April 2007;

- The Law of the Azerbaijan Republic «On Labour Migration», of 28 October 1999;
- Labour Code of the Azerbaijan Republic, of 1 February 1999;
- The Code of Administrative Offences, 11 July 2000;
- Rules for issuing individual permits to carry out paid labour activity on the territory of the Azerbaijan Republic, 6 December 2000;
- Rule of labour migration quota definition, 4 June 2009;
- Decree of the President of Azerbaijan Republic on confirmation of " Regulation on Embassies of the Republic of Azerbaijan", 25 May 2006;
- Decree of the Cabinet of Ministers of Azerbaijan Republic "On the definition of cases of direct application of foreigners and stateless persons to the Ministry of Foreign Affairs of Azerbaijan for visa, 23 February 2010;
- The law of Azerbaijan Republic "On Confirmation of Consular Statute", of 8 February 1994;
- Decree of the President of Azerbaijan Republic on confirmation of "Regulation of the Consulate of the Republic of Azerbaijan", February 26, 2007.

F1.3 A brief description of key institutional actors involved in migration management and diaspora

Ministry or other state institution, main functions in the field of migration	Migration agency or unit within the respective ministry, main functions
<p>Ministry of Labour and Social Protection of the Population</p> <ul style="list-style-type: none"> • Development and implementation of the state policy on labour migration; • Participation in the establishment of labour migration quotas; • Issues of social protection; • Decisions about work permits; • Drafting agreements in the field of labour migration. • Monitoring of Compliance of foreigners' employment procedures by the employer to legislation, as well as employer-employee relations; 	<p>Migration Division</p> <ul style="list-style-type: none"> • Consideration of applications for work permits; • Consideration of applications for licences for mediation activity regarding employment of citizens abroad; • Provision of advisory service to citizens and migrants on labour migration
<p>Ministry of Internal Affairs</p> <ul style="list-style-type: none"> • Development and implementation of state migration policy; • Issue of identification documents; • Combating and prevention of illegal migration and trafficking in human beings 	<p>Main Passport, Registration and Migration Department and its regional units</p> <ul style="list-style-type: none"> • Granting, restoring and cessation of citizenship of the Republic of Azerbaijan; • Issue of passports and identity documents to citizens of Azerbaijan; • Registration of citizens of Azerbaijan; <p>Trafficking in human beings combating department</p> <ul style="list-style-type: none"> • Combating and prevention of human trafficking; • Carrying out operative and investigation activity in related fields; • Maintenance of the accommodation centre for victims of trafficking <p>National Police force and police units within the territory of the state</p> <ul style="list-style-type: none"> • Combating and prevention of illegal migration; • Conduction of criminal and operational investigations into crimes related to irregular migration; • Deportation of foreigners from the territory of Azerbaijan; • Registration of citizens of Azerbaijan and foreigners (stateless persons)
<p>State Migration Service</p> <ul style="list-style-type: none"> • Analyze and monitor migration processes; • Creation and maintenance of information migration system; • Development of international co-operation in the 	<p>Refugee status determination Commission</p> <ul style="list-style-type: none"> • Examination of the asylum applications; • Decisions making on granting or cessation of refugee status

field of migration;

- Decision making on granting permission for temporary and permanent residences, granting of immigrant status, extension of temporary stay period, determination of citizenship, refugee status;
- Registration of foreigners and stateless persons;
- Issuing of identity, residence other documents to foreigners and stateless persons, etc.

Ministry of National Security

- In co-operation with the State Border Service, takes action for operative maintenance of the state border of the Republic of Azerbaijan;
- Combating and prevention of irregular migration, trafficking in human beings and related crimes

State Border Service

- Protection of the state border;
- Fight against irregular migration;
- Fight against trafficking in human beings and smuggling;
- Conducting criminal and operational investigations into smuggling, trafficking in human beings, irregular migration and related crimes;
- Border control

State committee for Refugees and IDP's

- settlement, repatriation and social protection of refugees and IDP's; improvement of their social environment in the territories released from occupation;
- granting the IDP status;
- issue of documents to refugees and IDPs;
- registration of IDPs;
- co-operation with other state institutions in the field of migration;
- conducting works on the construction and repair of housing and other structural amenities used by refugees and IDPs;
- Participation in development and implementation of a state policy in the field of providing assistance to refugees and IDPs

Ministry of Foreign Affairs

- Participation in development and realisation of the state visa policy;
- Issue of visas of the Republic of Azerbaijan

Regional migration departments

Illegal migrants detention centre

Department on Irregular Migration

- Implementation of operational activities in combating irregular migration, trafficking in human beings and related crimes;
- Prevention of irregular migration;
- Co-operation with other state institutions in the combat and prevention of irregular migration, trafficking in human beings and related crimes

Subdivisions of the State Border Service protect the land state borders

- Protection of the green border;
- Adherence of border mode

Subdivisions of the State Border Control in Border Crossing Points of Azerbaijan Republic

- Access control;
- Border and passport control

The coast guard

- Protection of the marine sector of the State border;
- Protection of coastlines

Regional offices in the cities and regions of Azerbaijan

Consular department and consular offices of the Republic of Azerbaijan abroad

The State Committee on the Affairs with Diaspora

- Establishment of new communities and associations of Azerbaijanis living abroad;
 - Activities on the unification of Diaspora organisations functioning in foreign countries;
 - Gathering all Azerbaijanis living in foreign countries in communities and associations
-

• Admission and visa policy

The Law of the Republic of Azerbaijan on Exit, Entry and Passports provides the rules concerning entry to the territory of the state. It states that foreigners can cross the border through official border crossing points, if they are in possession of a valid passport or other equivalent identity document and a visa, if international agreements of the Republic of Azerbaijan do not provide otherwise.

During Soviet times the Azerbaijan Border service only protected the border with Iran and Turkey, as others were internal borders of the Soviet Union. At present the total length of Azerbaijan's borders is 3,370.4 km, including Iran – 765 km, the Russian Federation – 390.3 km, Georgia – 480 km, Turkey – 15 km, Armenia – 1,007.1 km, sea border – 713 km (with Iran, Kazakhstan, Russia and Turkmenistan). The State Border Service was created on 31 July 2002. It is an independent agency of the executive branch and directly subordinated to the President of Azerbaijan.

In order to organise an efficient border management, the information system on entry, exit and control (iAMAS) was created. The Ministry of National Security, the State Border Service, the Ministry of Foreign Affairs, the Ministry of Defence and the Ministry of Justice, as main institutions involved in the regulation of the migration processes, use this database.

A visa is required by all foreigners visiting Azerbaijan except nationals of CIS countries (except Turkmenistan), as well as citizens of other foreign states with which Azerbaijan has established a visa-free regime.

States with which Azerbaijan has a visa-free regime:

State	Type of passport	Period
Argentina	Diplomatic, service, official	1 month
Brasilia	Diplomatic, service	90 days
Bulgaria	Diplomatic, service	90 days
China	Diplomatic, service, also for groups of tourists, whose arrival is organised by the tourist organizations	1 month
CIS countries (except Turkmenistan)	All types of passports	90 days
Cuba	Diplomatic, service, official	90 days
Estonia	Diplomatic	90 days
France	Diplomatic	90 days
Hungary	Diplomatic, service	90 days
Jordan	Diplomatic, service	90 days
Indonesia	Diplomatic, service	30 days
Iran	Diplomatic, service	21 day

Republic of Korea	Diplomatic, service	30 days
Laos	Diplomatic, service	90 days
Libya	Diplomatic, service, special	90 days
Macedonia	Diplomatic, service	90 days
Morocco	Diplomatic, service, special, official	90 days
Mexico	Diplomatic	90 days
Mongolia	Diplomatic, service	90 days
Pakistan	Diplomatic, service	1 month
Romania	Diplomatic, service	90 days
Serbia	Diplomatic, service	90 days
Slovakia	Diplomatic, service	90 days
Slovenia	Diplomatic	90 days
Syria	Diplomatic, service, special	30 days
Turkey	Diplomatic, service <i>All kind of passports – only for citizens of Azerbaijan</i>	3 months
Turkmenistan	Diplomatic, service	1 month
Vietnam	Diplomatic, service, official	90 days

According to the laws of the Republic of Azerbaijan on Exit, entry and passports the Consular Department of the Ministry for Foreign Affairs and its consular divisions abroad are responsible for the issue of the following types of visa:

- **Ordinary and double entry-exit visa** – duration of stay is three months;
- **Multiple entry-exit visa** – duration of stay is one year. In case the visa is not used, it is considered invalid.

Foreign nationals travelling to the Republic of Azerbaijan should obtain their visa at the Embassies of the Republic of Azerbaijan abroad. In case a person, travelling by air, does not obtain a visa abroad for some reason, can get a single entry-exit visa for a short duration of stay at Heydar Aliyev International Airport, Ganja International Airport and Nakhichevan International Airport upon arrival. There is a visa section at all three airports. The laws provide for the possibility to extend a visa at the Consular Department of the MFA before the visa is expired.

The temporary stay period for foreigners and stateless persons arriving under the visa regime is determined according to the duration of stay indicated on the visa. The temporary stay period of foreigners and stateless persons not arriving under the visa regime cannot be more than 90 days. Foreigners and stateless persons intending to stay in the Republic of Azerbaijan more than 30 days must apply to the relevant agencies of the Ministry of Interior within 3 days (except weekends and holidays) for registration at the place of residence.

Registration of the employees of diplomatic representations and consulates of foreign countries functioning in the Republic of Azerbaijan, representations of international organizations, administrative-technical service staff and their family members, as well as foreigners visiting the Republic of Azerbaijan on a diplomatic or special mission in cases specified by international agreements, to which the Republic of Azerbaijan is a Party, is provided by the Ministry of Foreign Affairs.

- **Asylum procedure**

In accordance with the Rules on Examination of Applications for Refugee Status, asylum seekers can submit their asylum application to the State Border Service at the state border crossing points or directly

to the Determination of the Refugee status Department of the State Migration Service (applications can also be submitted via other institutions: Ministry of Internal Affairs, Ministry of National Security, State Border Service, structural units of these institutions and local organs of the state administrations).

Asylum seekers who do not have identity documents or any legal basis to entry the territory of the Azerbaijan are directed to the organs of internal affairs for identification procedures. For the period of this initial investigation asylum seekers are accommodated in the Temporary accommodation centre. Information about such asylum seekers shall be submitted to the Ministry of Foreign Affairs.

The issues of refugee status determination, and the granting or cessation of the refugee status, fall within the ambit of the Refugee Status Determination Commission under the State Migration Service.

The State committee for Refugees and IDP's are responsible for the settlement, repatriation and social protection of refugees, IDP's and asylum seekers, and for the improvement of their social environment in the territories released from occupation, etc.

- **Regular migration**

In order to implement state policy in the sphere of migration, to develop the migration management system, to regulate and forecast the migration processes and to co-ordinate the activities of relevant bodies in the sphere of migration the **State Migration Service** was established on March 19, 2007. This institution acts together with the Ministries of Interior, Foreign Affairs, National Security, Labour and Social Protection of the Population and other relevant bodies, and co-ordinates activities of these bodies. The State Migration Service co-ordinates its activities with central and local executive governmental bodies and non-governmental organizations (NGOs). The Service considers issues of citizenship, extensions of the temporary stay period of foreigners, granting permission for foreigners and stateless persons intending to reside both temporarily and permanently in the country, and granting of the refugee status for asylum seekers. The State Migration Service makes respective decisions after hearing the appeals of persons, according to legislation. The State Migration Service exercises its control in conformity with national legislation on foreigners and stateless persons and takes relevant steps for the deportation of foreigners violating existing legislation.

According to the Article 5 of the Law on Legal Status of foreigners and stateless persons, a temporary residence permit may be issued to a foreigner if he or she:

- Is a close family member of a citizen of the Republic of Azerbaijan;
- Is a spouse of a citizen of the Republic of Azerbaijan;
- Has invested at least 500.000 AZN in Azerbaijan economy;
- Has a bank account of at least 50.000 AZN in any banks of Azerbaijan;
- Has obtained a work permit; Is a full time student at one of the education institutions of the Republic of Azerbaijan;
- Is a highly qualified specialist in the fields of economy, industry, defence, culture, sport, science, etc.

In order to obtain temporary residence permits, foreigners and stateless persons can apply to the State Migration Service at least 22 working days before expiration of their temporary stay or residing period.

Foreigners and stateless persons intended to work in the Republic of Azerbaijan can apply to the State Migration Service to obtain a work permit for above-mentioned period through the intermediary of an employer. Temporary residence permits in Azerbaijan for labour migrants are issued for a period appropriate to the term of work. The Ministry of Labour and Social Protection of the Population is responsible for the issue of work permits. The labour migration quota is determined annually by a

decision of Cabinet of Ministers on the Proposal of the commission comprised from representatives of different state institutions according to the Rules on establishing a labour migration quota.

A temporary residence permit is issued for a period of up to one year and can be extended a maximum of four times, or abolished by the State Migration Service in cases specified by law.

A permanent residence permit (immigrant status) can be granted to foreigners and stateless persons who have legally resided in the Republic of Azerbaijan at least two years.

Foreigners and stateless persons in possession of temporary or permanent residence permit can leave or return to Azerbaijan with the relevant card issued by the State Migration Service and the valid identification documents (passport and document confirming the identity of stateless persons).

Foreigners in possession of temporary and permanent residence permits must register their place of residence with the authorities concerned with internal affairs (police) or the State migration Service.

The “Single Window” principle is implemented by the State Migration Service. This institution is responsible for the receipt of foreigners’ documents and/or decision-making for all important migration procedures: temporary and permanent residence permits (decision-making), work permits (applications for decision to the Ministry of Labour and Social Protection of the Population), registration of foreigners and stateless persons in possession of temporary and permanent residence permits, the issue of residence documents, etc. A Single Migration Information system was created in 2008. This system is integrated into the state information system on entry, exit and control (IAMAS).

- **Irregular migration**

There are a few state institutions involved in the fight against irregular migration: the Ministry of National Security, the Ministry of Internal Affairs, the State Border Guard Service, and the State Migration Service.

Illegal migration in the Republic of Azerbaijan is a serious challenge to the state authorities. According to the legislation, all foreigners and stateless persons who are not registered with the responsible institutions, or work in Azerbaijan without proper documents, may be considered irregular migrants. Penalties are imposed upon employers who employ foreigners without work permits. Azerbaijan legislation imposes the highest penalties upon employers within CIS countries.

Azerbaijan has a number of laws providing measures towards the prevention of irregular migration. It is planned to improve the unification of procedures and to gain greater efficiency within different institutions, culminating in the adoption of a new Migration Code, the draft of which is already at the final stage. The Code will unify all migration laws into one single document⁸⁸.

In accordance with Article 27 of the Law on the Legal Status of Foreigners and Stateless persons, in cases of serious violation of the legislation on the legal status of foreigners, as well as in other cases provided for in the laws of the Republic of Azerbaijan, foreigners and stateless persons who do not have immigrant status can be deported. Decisions on deportation are taken by the Ministry of Internal Affairs, the State Migration Service or the court. The foreigner can appeal to the court against any deportation decisions, although such appeals have no suspensive effect.

All foreigners and stateless persons against whom a deportation decision is taken must give their fingerprints. They can be accommodated in the Irregular migrants centre. On 3 December 2008, the

⁸⁸ The executive Committee of CIS, Illegal migration in CIS: problems and the ways to solve it, <http://www.cis.minsk.by/main.aspx?uid=13734>

Cabinet of Ministers adopted the Rules on the voluntary accommodation of such foreigners in the Centre of Accommodation of irregular migrants of the State Migration Service.

The foreigner or stateless person who refuses to leave the territory of Azerbaijan may be detained by court decision.

- **Readmission**

At present the draft Strategy of the Republic of Azerbaijan on readmission is under consideration by the relevant state institutions. After adoption of this strategy, the issues on conclusion of readmission agreements will be reconsidered.

- **Trafficking in Human Beings**

Azerbaijan ratified the United Nations Convention against Transnational Organised Crime and its two Palermo Protocols on Smuggling and Trafficking on 30 October 2003. The national unit on combating and prevention of trafficking in human beings – the trafficking in human being combating department of the Ministry of Internal Affairs – was created on 1 August 2006 as a result of implementation of National Action Plan on Combating Human Trafficking in Azerbaijan Republic. In 2005, the Law on Trafficking in Human Beings was adopted; moreover in 2009 a new National Action Plan on Combating Trafficking in Human Beings was formulated for 2009 – 2013.

Azerbaijan's participation in the international treaties on combating trafficking in human beings resulted in its adoption of the amendments into the Criminal Code of Azerbaijan: Article 144-1 (trafficking in human beings), Article 144-2 (forced labour), and Article 316-1 (Dissemination of confidential information about human trafficking victim).

In 2005, the Cabinet of Ministers adopted Rules “On Establishment, financing and work of specialized institutions for victims of trafficking in human beings, and control under activities of such institutions”, as well as “Regulations on Relief Fund for victims on Trafficking in Human Beings”, in accordance with which a Relief Fund was created. A number of other regulations and rules were adopted by the Cabinet of Ministers over the last few years, including documents on the rehabilitation of victims of trafficking, their accommodation, establishment of a “hot-line” on providing information on trafficking, etc. In 2009 the Rules of the National Referral Mechanism on victims of human trafficking were adopted. According to this document a special Commission, comprised of representatives of 15 different state institutions, was established. The Commission is responsible for the implementation of the National Referral Mechanism. In order to facilitate the reintegration into society of trafficking victims, the Cabinet of Ministers adopted the indicators for the identification of victims of human trafficking.

The temporary accommodation centre for trafficking victims was established on 9 November 2005 in Baku city. It began to function from 12 October 2006. The Trafficking in human beings combating Department created and maintains the internet site www.iaqmi.gov.az, where important information for victims is provided; the hot-line is active within the Department 24 hours.

The Ministry of Internal Affairs co-operates with non-governmental organizations in the field of combating and prevention of trafficking. In March 2009 a Memorandum of Understanding was signed between the Ministry and a coalition of NGO's on combating trafficking in human beings (the coalition unites 45 NGO's). According to the Memorandum, the joint Programme on educational measures was adopted and being implemented. The educational measures on the prevention of trafficking were implemented in 15 cities and regions of Azerbaijan, the information leaflets on trafficking in human beings, the active hot-line and other measures, are being constantly distributed.

Azerbaijan continues to exchange information on trafficking with United Arab Emirates, Pakistan, Iran and Turkey, which are the main destination countries of trafficking. In order to efficiently organize their activities in this field, the Ministry of Internal Affairs and other involved institutions co-operates with international organizations (UN institutions, International Organization for Migrations, OSCE, etc.), Interpol, USA, Austria, Bulgaria, Latvia, Romania, China, Egypt and other foreign countries.

F2. An analysis of policy coherence issues

- **Policy co-ordination by State authorities implementing State migration policies**

The State Migration Service, created in 2007, is the central body in Azerbaijan responsible for issues related to the migration of Azerbaijan citizens and foreigners. The State Migration Service operates in co-operation with the ministries of Internal Affairs, Foreign Affairs, National Security, Labour and Social Protection, as well as other relevant bodies, and co-ordinates the migration-related activities of those authorities. While fulfilling its duties, the State Migration Service co-ordinates its activities with central and local executive authorities and non-governmental organizations (NGOS). It deals with such things as the granting of citizenship, extension of the temporary stay period of foreigners, the granting of permission for both temporary and permanent residence for foreigners and stateless persons, and decisions upon refugee status. The State Migration Service makes decisions after reviewing the applications, filed in accordance with the provisions of legislation. According to the legislation, it controls all foreigners and stateless persons temporarily or permanently residing in the country and takes appropriate measures to deport foreigners who violate legislation.

The Co-operation of the respective State bodies of Azerbaijan is based on the inter-institutional bilateral and multilateral action plans.

- **Mainstreaming migration into development plans**

The State programs of socio-economic development of 2004-2008 and of 2009-2013, approved respectively in 2004 and 2009, primarily aim to eliminate the negative effects of internal migration, make optimum use of the labour force, and to boost employment. State policy in the social economics of the country is directly related to the settlement of internal migration.

External migration issues and their inclusion in plans for country's development are identified in the State migration Programme, approved in 2006. The programme provides for the effective use of migration for the development of the country, taking into account the interests of the State and society. Implementation of the programme was completed in 2008. The Presidential Decree "On the Development of Migration Management" followed up on this programme, and has strengthened the migration control system and the monitoring of migration processes.

- **Diaspora and development**

The State Committee on Affairs with Diaspora was founded by President's Order in 2008. According to the Statute of the State Committee, among its other duties the Committee will:

- within its mandate implement State Programmes and Development Concepts;
- jointly provide, with other State bodies, support to cultural centres and cultural and educational organizations, such as libraries, archives, museums, theatres, musical ensembles, as well as creative initiatives of Azerbaijanis residing abroad;
- actively engage nationals in economic reforms implemented in Azerbaijan, create favourable conditions for free activities within the country and investment in the economy;
- assist in the creation of an Azerbaijan Diaspora abroad, strengthening their organizations, representing Azerbaijanis in different international organizations, enhancing lobbying activities, strengthen links with diasporas of nations friendly to Azerbaijan;
- jointly with the diplomatic missions of the Republic of Azerbaijan, open new Azerbaijani schools and cultural centres in countries and regions with concentrated Azerbaijani populations;

- assists Azeris living abroad in scientific or other creative activities, and particularly with education.

F3. Regional and International Co-operation

- **Key international treaties on migration signed, ratified and implemented by the Republic of Azerbaijan⁸⁹:**

Name of the international Treaty	Date of entry into force for Azerbaijan
1963 Vienna Convention on Consular Relations	1992
1951 Convention and 1967 Protocol Relating to the Status of Refugees	1992
1954 Convention Relating to the Status of Apartheid	1996
1973 Convention on the Suppression and Punishment of the Crime of Apartheid	1996
1954 Convention on the Reduction of Statelessness	1996
Treaty on Co-operation in the Field of Social Protection of Labour Migration and Immigrant Workers	1996
1970 International Convention against the Recruitment, Use, Financing, and Training of Mercenaries	1997
UN Convention on Protection of Rights of All Migrant Workers and Members of Their Families	1998
1957 International Labour Organization (ILO) Convention on Abolition of Forced Labour	2000
1953 The Constitution of the International Organization for Migration	2000
1973 Convention for the Prevention and Punishment of Crimes against Internationally Protected Persons, Including Diplomatic Agents	2001
1950 European Convention for the Protection of Human Rights and Fundamental Freedoms	2001
United Nations Convention Against Transnational Organized Crime	2003
Protocol Against the Smuggling of Migrants by Land, Sea and Air	2003
Protocol on Prevention, Suppression and Punishment Trafficking in Persons, especially Women and Children, Supplementing United Nations Convention Against Transnational Organized Crime	2003
1993 Convention on Protection of Children and Co-operation in Respect of Intercountry Adoption	2004

- **Bilateral Agreements of the Republic of Azerbaijan⁹⁰:**

In the field of migration:

- Agreement between the Government of the Republic of Azerbaijan and the Government of the **Russian Federation** on the adjustment of the settlement processes and the protection of the rights of migrants, Moscow, July 3, 1997;
- Agreement between **EU, its Member States** and the Republic of Azerbaijan on “Partnership and Co-operation”, approved by the law of the Republic of Azerbaijan №169 –IQ, October 8, 1996
- Co-operation agreement between the Republic of Azerbaijan and **IOM**, Baku, December 8, 1999;

⁸⁹ State Migration Service, International Cooperation, <http://www.migration.gov.az/index.php?section=007&subsection=027&lang=en>

⁹⁰ State Migration Service, International Co-operation, <http://www.migration.gov.az/index.php?section=007&subsection=027&lang=en>

- Joint Declaration between the Ministry of Foreign Affairs of the Republic of Azerbaijan and **Federal Foreign Affairs Department representing the Swiss Federal Council on migration**, Baku, February 23, 2006;
- Agreement between the Government of the Republic of Azerbaijan and the **Government of the Republic of Moldova** on co-operation in the field of migration, Baku, February 22, 2007.

In the field of social protection of migrants:

- Agreement on labour activity and social protection of labour migrants between the Government of the Republic of Azerbaijan and the Government of the **Republic of Kyrgyzstan** (Baku, April 23, 1997);
- Agreement on social protection and labour activity of the citizens of the Republic of Azerbaijan temporarily working in the territory of the **Kazakhstan Republic** and the citizens of the Kazakhstan Republic temporarily working in the territory of the Republic of Azerbaijan between the Government of the Republic of Kazakhstan and the Government of the Republic of Azerbaijan (Astana, October 22, 1999);
- Agreement on co-operation in the field of labour and social protection between the Ministry of Labour and Social Protection of the Population and the Ministry of Health and Social Protection of **Georgia** (Tbilisi, March 22, 2000);
- Agreement on co-operation in the field of labour, employment and social protection between the Ministry of Labour and Social Protection of the Population of the Republic of Azerbaijan and the Ministry of Labour and Social Policy of the **Ukraine** (Baku, May 19, 2000);
- Intention Protocol on co-operation between the Ministry of Labour and Social Protection of the Population of the Republic of Azerbaijan and the Ministry of Labour and Social Policy of the **Italian Republic** (Baku, December 9, 2002);
- Agreement on co-operation in the field of labour, employment and social protection of population between the Ministry of Labour and Social Development of **Russian Federation** and the Ministry of Labour and Social Protection of the Population of the Republic of Azerbaijan (Moscow, May 19, 2003);
- Agreement on labour activity and social protection of the citizens of the Republic of the Ukraine temporarily working in the territory of the Republic of Azerbaijan and the citizens of the Republic of Azerbaijan temporarily working in the territory of the Republic of the Ukraine between the Government of the Republic of Azerbaijan and the Cabinet of Ministers of the **Ukraine** (Kiev, June 3, 2004);
- Agreement on labour activity and social protection of the citizens of the Republic of Moldova temporarily working in the territory of the Republic of Azerbaijan and the citizens of the Republic of Azerbaijan temporarily working in the territory of the Republic of Moldova between the Government of the Republic of Azerbaijan and the Government of the **Republic of Moldova** (Kishinev, April 21, 2005);
- Agreement on co-operation in the field of labour, employment and social protection of the population between the Ministry of Labour and Social Protection of the Population of the **Republic of Kazakhstan** and the Ministry of Labour and Social Protection of the Population of the Republic of Azerbaijan (Baku, May 24, 2005);
- Agreement on social protection and labour activities of the citizens of the Republic of Belarus temporarily working in the territory of the Republic of Azerbaijan and citizens of the Republic of Azerbaijan temporarily working in the territory of the Republic of Belarus between the Government of the Republic of Azerbaijan and the Government of the **Republic of Belarus** (Baku, May 2, 2007).

The Ministry of Labour and Social Protection successfully co-operates with the relevant State authorities in the area of migration management, especially with the State Migration Service. This co-operation takes place within the framework of regulatory laws and in accordance with the relevant procedural documents in the area of migration and in accordance with the decrees of the President of the Azerbaijan Republic.

International co-operation in the area of migration regulation is important. The Ministry of Labour and Social Protection co-operates in various forms with the International Centre for Migration Policy Development, the International Organization for Migration, OSCE and the Council of Europe. In addition, there is also bilateral communication with the relevant State bodies of foreign countries, based on intergovernmental agreements and interagency protocol of intention of co-operation.

The State Border Guard Service of the Republic of Azerbaijan has extensive experience in co-operation with border services of different countries and international organizations, both on bilateral and multilateral levels. Contacts with the border services of Austria, Belarus, Hungary, Great Britain, Germany, China, Latvia, Lithuania, Poland, U.A.E., United States, Turkey and Finland are being actively developed in the field of maritime border protection, control of borders from air, improvement of mountain training of personnel, border control, training and other fields.

Regional co-operation is being developed actively. In order to ensure reliability and to increase the effectiveness of State border protection, consultations and information exchanges with border services of Georgia, Iran, Russia and Turkey are conducted.

Currently there is increased co-operation with such international organizations as NATO, the European Commission, and the International Organization for Migration, the United Nations High Commissioner for Refugees, GUAM, IAEA, International Conference on Border Issues, etc. Projects with the IOM on the establishment of a training centre for SBGS personnel for border crossing points were successfully completed. Two projects aimed at the establishment of integrated border management systems (IBM) are being implemented with the support of the European Commission on national and regional levels. Primarily the main objectives of IBM are to create a close interaction of agencies participating in border procedures, to enhance border infrastructure, to improve operational and technical capabilities, to develop professional training for border agencies staff, and to create an effective system of collection, compilation and exchange of information.

F4. Overall assessment of the migration policy context

The Government of the Republic of Azerbaijan is actively moulding migration policy; first and foremost, great attention is being paid to internal migration and the situation of internally displaced persons. Migration issues are included in the country's development programmes. Taking into account the role of foreign investment for development of the country in General and for the development of the fuel and energy sector in particular, Azerbaijan conducts „open door" policy, inviting foreign investors and professionals to work in the country. The implementation of the oil and gas strategy was launched on 20 September 1994, with the signing of the so-called "contract of the century". In 2005 the President approved the State program on development of the fuel and energy complex of the Republic of Azerbaijan (2005-2015).

The State also makes efforts to shape external migration policy. The creation of a migration control system, changes in the structure of the bodies responsible for the management of migration processes, including the establishment of a central authority in the field of migration – the State Migration Service is the result of the implementation of State migration programme 2006-2008, approved by Decree of the President of the Republic of Azerbaijan in 2006.

The State Programme on the Establishment of a system of biometrical identification in the Republic of Azerbaijan for 2007 – 2012 is a timely response to current global changes in the regulation of migration processes. Adopting this document and taking steps to implement it, Azerbaijan seeks not only to improve normative-legal regulation in the field of personal data, the issuing of personal documentation and development of information systems related to migration, but also to strengthen measures for the control of migration processes as a whole.

However, despite significant developments in the regulation of migration policy, there are certain shortfalls in this area. First of all there is no single strategic document aimed at improving migration policy in the light of socio-economic development. The intensive development of external labour migration requires state regulation at a high level, so that labour migration processes take place for the good of the State and Society. In-depth analysis of this area and corresponding political decisions should help to make full use of the benefits of labour immigration and emigration, as well as to reduce the negative effects of migration as far as possible (brain drain, illegal migration, etc.).

G. Evaluating the impact of migration and migration policy on the socio-economic development

G1. Impact of migration on the socio-economic development of the country of origin

Recently the number of foreigners engaging in labour activities in Azerbaijan has been increasing. On the one hand this is due to economic growth and a favourable investment climate; on the other, an increase of enterprises with foreign capital and a foreign workforce affects the labour market. Consequently there is an increased demand for a skilled labour force, which may not always be satisfied by local labour. In this case the economy of Azerbaijan should initiate industry restructuring and invest more in education, specialist training and professional skills development.

Labour emigration of Azerbaijani citizens does not always lend itself to precise analysis, since the majority of migrants leave for States with a visa free regime, primarily Russia; thus they do not declare employment to be a purpose of their visit. Nevertheless, the labour migration of Azerbaijanis affects decline of unemployment in the country, consequently affecting the budget of the country (decreasing unemployment benefits), in addition to the population abroad increasing the standard of living through remittances of labour migrants.

The negative impact of labour migration on the country cannot be overlooked. This initially concerns the "brain drain" effect; a consequent slowing down of the development of human capital, loss of investment in education, loss of revenue, etc. Azerbaijan should in this event conduct a balanced immigration policy to fill both budgetary income and loss of skilled staff.

The population of Azerbaijan experiences a stable growth; population density is about 100 people per square kilometer, indicative of labour market congestion. Azerbaijan should therefore expand the search for possibilities of labour migrants finding jobs abroad, so that their rights are protected to the full.

G2. The socio-economic development effects of migration policies and other forms of intervention targeting migration

Development programmes are currently focused mainly on the development of the energy economy of Azerbaijan, which facilitate the entry of foreign investments and skilled foreign workers. However, migration policy is still insufficiently regulated, and in this respect the state policy does not allow for the full benefits of socio-economic development that could be derived from labour migration.

H. Conclusions

H1. Main findings on current migration trends

Immigration

The number of foreign citizens arriving for permanent residence is declining. However, the State conducts an open door policy, attracting foreign investments into the country, together with a foreign labour force. The number of labour migrants in 2010 has increased 1.6 times compared to 2008. Most migrants are employed in construction (36.9%) and in the oil industry (32%). The largest number of labour migrants arrives to Azerbaijan from Turkey (45.5% in 2010), Georgia (4.4%) and India (3.4%).

The number of **students** studying in Azerbaijan grows as well: in the 2008/2009 academic year, there were 5,585 foreign students registered, and in the 2009/2010 academic year— 6,813. Among the countries of origin of students, as is also the case with labour migration, Turkey leads (59.8% of all students in 2010), followed by Iran (21.8%) and Russia (3.2%).

In recent years the number of **visitors** to Azerbaijan has increased, which attests to a coherent migration policy, as well as to the expansion of business and tourism. Over the last five years the number of visitors increased by 45%. In 2008, 1,898,939 foreigners visited the Republic, 33.2% of them came from Russian Federation, 32% from Georgia, 16,3% - from Iran and 8.3% from Turkey.

Emigration

The mobility of the citizens of Azerbaijan is high. According to official figures, more than 2.1 million citizens of Azerbaijan crossed the border in 2008, that is about 23% of the total population.

Labour migration from Azerbaijan is developing intensely. However, since only a small number of citizens use official channels, there are no reliable statistics on the number of citizens who leave the country to seek employment. The main sources of information on this subject are survey data and banking statistics on the remittances of labour migrants. Remittances of citizens working abroad constitute about 5.7% of GDP, testifying to a high number of labour migrants. According to experts research there were 1.69 migrants for each 1,000 residents in 2009, or approximately 15,200 people per year. About 81% of remittances come to Azerbaijan from Russia; remittances are also transferred from Ukraine, Belarus, Estonia, Uzbekistan, Kazakhstan, Germany, Great Britain, the Netherlands and the United States.

The number of **students** studying abroad has doubled for the periods from 2003/2004 and 2008/2009. 1,665 citizens of Azerbaijan were trained abroad in 2008/2009, 43% of which - in Turkey, 26.4% - in Russia, 6.9% - in Ukraine and 3.5% - in Germany.

Asylum

The largest number of **asylum-seekers** from Azerbaijan was 6,588 in 1999. Since that time the number has been constantly decreasing, while in 2009 an increase was again observed (1,884 asylum-seekers in

2008; 2,523 – in 2009). These facts testify to a stabilization of the situation and to a strengthening of the democratic institutions of the country.

The number of asylum seekers in Azerbaijan remains low. If in 2005 1,054 applications for asylum in Azerbaijan were received, in 2009, this number had dropped to 235. Most of asylum seekers come to Azerbaijan from Afghanistan, Pakistan, the Russian Federation and Iran.

Illegal migration

Azerbaijan, due to its geographical location on the border between Europe and Asia, is a transit route for trans-Eurasian and intercontinental migration flows. The main routes of illegal migration through Azerbaijan towards Europe originate in such countries as Afghanistan, Iran, Iraq, Pakistan, and the South-East Asian countries.

The majority of illegal immigrants cross the borders of Azerbaijan with Iran. Migrants often arrive to Azerbaijan legally, but stay in the country illegally.

The number of irregular labour migrants in Azerbaijan, arriving from Indo-China and the Middle East, is also increasing. 1,773 **foreigners illegally staying in the country** were identified in 2009 and 5,826 foreigners - in the first half of 2010. The main countries of origin of illegal migrants are: Turkey (about 50% of all persons staying illegally on the territory of the country), Pakistan, China and Iran.

The largest number of **people apprehended at the border** was in 8,299 in 2002. This decreased to 3,232 persons in 2007. In recent years the number of persons apprehended at the border increased again: 4,014 foreigners were apprehended in 2008 and 4,677 foreigners - in 2009. The main countries of origin of persons trying to enter Azerbaijan illegally are Iran, Turkey and Georgia.

Internal migration

The main characteristic of internal migration in the country is the presence of internally displaced persons who left their homes because of military activities in the area of ethnic conflict in Nagorny Karabakh.

According to UNHCR, at present the number of internally displaced persons in Azerbaijan is 603 251.

H2. Improvement of migration statistics

Collecting information for this profile showed that the State authorities in Azerbaijan collect and analyze migration statistics. However, information on migratory trends was obtained from various state bodies. To be able to recreate the picture of the migration situation in the country, to anticipate trends in the near future, as well as to identify correctly the policy of the country on migration, it is best to collect and analyze all information related to migration flows from the State Migration Service - the central body responsible for the development of migration policies. Such information will include

the issuing of visas, the arrival and departure of both foreigners and nationals, and residence and employment in the country.

H3. Recommendations regarding migration management

Despite significant developments in the regulation of migration policy, there are certain shortfalls in this area. There is, initially, no single strategic document that aims to improve migration policy in the light of socio-economic development. The intense development of external labour migration requires high level state regulation, so that labour migration processes take place for the good of the State and Society. In-depth analysis in this area and any corresponding political decisions should help make full use of the

benefits of labour immigration and emigration, as well as reducing as far as possible the negative effects of migration (brain drain, illegal migration, etc.). The migration policy of the State should appropriately reflect Azerbaijan's contribution of labour migrants.

As Azerbaijan's population stable growth is stable, there is high population density of about 100 people per km², and a corresponding congestion of the labour market. Azerbaijan must expand the search for opportunities for migrant workers to find jobs abroad, so that their rights are fully protected.

ANNEXES

I - SOURCES and VARIABLES used for data collection

This migration profile is the result of close co-operation between partners of the project Building Migration Partnerships and state authorities of Azerbaijan. Data received during the expert mission to Azerbaijan on 24-26 May 2010, consisted of information provided by various governmental agencies of Azerbaijan, in particular the State Statistical Committee, the State Migration Service, the State Border Service, Ministry Of Labour and Social Protection, Ministry Of Internal Affairs, and this information was used while drafting this profile. Information from international organisations such as UNHCR, UNICEF, UNDP, IOM, ICMPD etc. was also used.

II - STATISTICAL ANNEX for additional tables and figures

To section C.1.1 of the Profile (Total number of immigrants):

Residence permits issued in the Republic of Azerbaijan⁹¹:

Countries	permits (residence permits) issued by SMS AR				Countries	permits (residence permits) issued by SMS AR			
	2009		by 01.08.2010			2009		by 01.08.2010	
	Temporary	Permanent	Temporary	Permanent		Temporary	Permanent	Temporary	Permanent
Afghanistan	44	39	4	2	Kuwait	3	1		
Angola	1	0			Lebanon	15	9	4	1
Albania	2	5			Libya	0	0	1	0
UAE	1	0			Sri Lanka	13	10		
Argentina	1	0			Lithuania	22	9	1	3
Australia	59	27			Latvia	21	10	1	0
Austria	15	22			Morocco	5	3	2	1
Burundi	1	0			Moldova	60	55	1	0
Belgium	4	3			Mexico	6	5		
Burkina-Faso	0	1			Macedonia	4	34		
Bangladesh	49	22	1	0	Union of Myanmar	2	1		
Bulgaria	35	30			Montenegro	1	2		
Bahrain	2	0			Mongolia	3	0		
Bosnia and Herzegovina	9	36			Mauritania	1	1		
Belarus	101	38	1	1	Malawi	3	0		
Bolivia	4	6			Malaysia	92	32		
Brazil	26	22			Nigeria	39	14		
Canada	92	61			Netherlands	61	40		
Switzerland	8	1			Norway	22	51	1	0
Chili	0	2			Nepal	3	2		
China	466	138	1	0	New Zealand	14	8		
Ivory Coast	0	1			Oman	1	0		
Cameroon	0	1			Pakistan	261	130	15	4
Congo DR	1	0			Peru	0	1		
Republic of Congo	1	1			Philippines	72	81	0	1
Columbia	51	46			Poland	31	20	1	0
Czech Republic	12	11			Portugal	7	10		
Germany	155	98	1	0	Paraguay	0	1		
Denmark	13	15			Palestine	19	0	1	0
Algeria	41	21	1	0	Romania	33	32		
Ecuador	4	0	1	0	Russia	3694	1336	41	19
Egypt	55	37			Ruanda	1	0		
Spain	5	13			Saudi Arabia	2	1		

⁹¹ Information from the State Migration Service

Estonia	9	8	0	2	Sudan	16	7	1	0
Ethiopia	3	0			Senegal	2	0		
Finland	8	3	4	0	Singapore	14	10		
France	62	33			Sierra-Leone	0	1		
Great Britain	1254	1086	7	0	El-Salvador	0	1		
Georgia	2693	1293	308	143	Somali	1	0		
Ghana	3	3			Serbia	24	94		
Guinea	0	1			Slovakia	11	5		
Greece	4	5			Slovenia	0	1		
Honduras	2	1			Sweden	16	16	3	0
Croatia	23	18			Syria	52	33	3	0
Hungary	5	3			Thailand	3	22		
Indonesia	15	15			Tajikistan	60	33	1	0
India	423	245	12	2	Turkmenistan	348	148	26	13
Ireland	22	15			Trinidad and Tobago	40	25		
Iran	1531	623	189	39	Tunisia	14	1		
Iraq	109	28	4	0	Turkey	7631	4569	115	33
Island	0	1			Tuvalu	1	0		
Israel	95	49	3	2	Ukraine	418	223	8	6
Italy	103	56			Uruguay	0	1		
Jamaica	1	0			USA	473	338	3	2
Jordanian	34	9	1	1	Uzbekistan	316	150	16	11
Japan	4	5			Venezuela	8	18		
Kazakhstan	356	197	12	3	Vietnam	16	1		
Kenya	2	3			Stateless persons	74	40	77	71
Kyrgyzstan	112	61	2	5	Yemen	19	2	2	0
Republic of Korea	82	102			SAR	28	24		
Total						22309	12222	882	365

III - Overview INTERNAL MIGRATION

Internal migration in Azerbaijan mainly takes the following forms:

- forced migration;
- Socio-economic migration.

- **Forced migration**

According to the UNHCR there are 603,251 persons who were forced to leave their homes due to the conflict in Nagorno-Karabakh. This constitutes about 7% of the whole population of the country.

The situation of most of Azerbaijan's IDPs has been at a standstill as a result of continued political deadlock over the future of Nagorno-Karabakh. Meanwhile, the 650,000 Azerbaijanis originally displaced from Nagorno-Karabakh and surrounding districts since 1988 are prevented from claiming their properties and returning to their homes. Some IDPs have rebuilt their lives in displacement, but many remain dependent on direct government assistance and have yet to find a durable solution to their plight. IDPs still struggle to access adequate housing, livelihoods and services such as health care and education. Many IDPs continue to live in accommodation that fails to provide warmth, ventilation or privacy, and puts them at a higher risk of falling ill. Medical services are unaffordable and inadequate, as is the psychiatric and social support of which many are reportedly in need. Many IDPs have left their families and moved from areas of displacement and resettlement to cities in search of jobs, but have struggled to register their new residence and have therefore been unable to access formal employment or government assistance, entitlements and services. The quality of education is also a problem, and some displaced students have dropped out of school because of poverty, movement of families and early marriage. About half of all IDPs still live in difficult conditions in improvised shelters and collective centres. These are often the most vulnerable, since those able to do so have moved into better housing and have improved their lives. Elderly displaced people have reportedly additional and more serious health problems than elderly people who had not been displaced, because of the difficulties of adapting to new environments and a lower family income.

Despite dim prospects for durable solutions for most IDPs, the government's response to the displacement situation has been positive and considerable, especially in the last few years. In addition to providing regular direct assistance, it has closed down the worst settlements and is resettling some IDPs in new homes until return becomes possible. While resettled IDPs have noted an improvement in their housing conditions, the villages are located in isolated and economically depressed areas with infertile land, sometimes close to the line of contact where there are still exchanges of fire between Armenian and Azerbaijani forces. In recent years, humanitarian assistance has largely focused on micro-credit programmes, skills training, food distribution, housing and infrastructure construction and repair. Many humanitarian organizations have gradually reduced their activities for IDPs following decreasing donor support. However, in 2008 the World Bank committed an additional \$15 million to assist 150,000 IDPs with infrastructure reconstruction and shelter repair, and UNHCR and the Danish Refugee Council continued to be the main international organizations assisting IDPs. National NGOs continue to provide legal assistance, skills training and micro-credit loans, as well as informing IDPs of their rights and providing advocacy towards the government for improved protection. An improved humanitarian

response would only follow increased donor interest, which itself depends on greater prospects for durable solutions⁹².

- **Socio-economic migration**

Socio-economic migration is characterized in Azerbaijan by outflows from rural and economically unfavorable regions. The main flows of internal migrants head towards the Absheron peninsula, where the capital city of the country, Baku, is situated. The proportion of the rural population fell from 47.6% in 1995 to 45.8% in 2009⁹³.

The following strategic state strategic documents were aimed at providing solutions to problems related to internal migration:

- **The State Program on “Social-economical development of the Republic of Azerbaijan (2004-2008)”** approved by the President of the Republic of Azerbaijan on February 11, 2004.

The Programme was directed to the elimination of the negative effects and impact of internal migration connected to social-economics. The conference related the contents of the report on the results of the State Program, and has confirmed the considerable decrease of the internal migration level arising from social-economic reasons. Citizens arriving in Baku from the regions or villages to find employment are now returning and provided with suitable employment.

- **State program on socio-economic development of regions of Azerbaijan Republic for the period from 2009 to 2013**, approved by Presidential Decree No. 80 dated April 14, 2009.

This Programme is of particular importance in the national use of the natural and economic potential of the available labour force in regions to increase employment, reduce the poverty level and stabilize internal migration, being the result of socio-economics, and consisting of activities aimed at creating new jobs.

As a follow-up of the activities in the anticipated economic areas in the State program on the socio-economic development of regions of Azerbaijan in 2004-2008, approved by Presidential Decree No. 24 of 11 February 2004, this program at the same time reflects the activities in new areas of the economy.

- **The State Program on “Improvement of living conditions and employment for refugees and IDPs”** approved by the Presidential Order dated on July 1, 2004.

The Programme has provided migrants who were forced to leave their homes with new settlements. Within the State Program 16 tent camps were eliminated by the end of 2007. For these purposes 612.9 million AZN was spent from the State Oil Fund and more than 16,600 houses were built in 57 new settlements from 2001 to January 2010.

⁹² Internal Displacement Monitoring Centre: Azerbaijan: [http://www.internal-displacement.org/8025708F004CE90B/\(httpCountries\)/2E505E95ABC577FA802570A7004C6378?opendocument&count=10000](http://www.internal-displacement.org/8025708F004CE90B/(httpCountries)/2E505E95ABC577FA802570A7004C6378?opendocument&count=10000)

⁹³ Information received from the Ministry of Labour and Social Protection of Azerbaijan Republic.