



# Bosnia and Herzegovina Migration Profile

for the year 2013





Sector for Immigration

# BOSNIA AND HERZEGOVINA MIGRATION PROFILE for the year 2013

Area: 51,129 km<sup>2</sup>

Total length of border: 1,665 km

Total number of border crossing points: 83



# Contents

Summary .....	7
I INTRODUCTION .....	11
1. Sources and Methodology for Data Gathering, Classification and Processing .....	12
2. Data Availability and Quality .....	13
3. Level of Compliance with EU Regulation 862/2007 .....	14
4. Consultations .....	14
II BiH MIGRATION PROFILE .....	15
1. Vize .....	15
1.1. Visas Issued by BiH DCMs .....	15
1.2. Visas Issued at the Border.....	18
2. Refusal of Entry and Illegal Border Crossings.....	21
2.1. Refusal of Entry into BiH.....	22
2.2. Discovered Illegal State Border Crossings .....	26
3. Temporary and Permanent Residence of Foreign Nationals.....	29
3.1. Temporary Residence .....	29
3.2. Permanent Residence.....	35
4. Illegal Migration and Measures Undertaken against Foreign Nationals.....	38
4.1. Revocation of Residence .....	40
4.2. Orders of deportation .....	41
4.3. Placing Foreign Nationals under Supervision.....	41
4.4. Forcible Removal of Foreign Nationals from BiH .....	43
5. Return of Irregular Migrants .....	43
5.1. Voluntary Return of BiH Nationals to BiH with IOM Assistance .....	44
5.2. Voluntary Return of Foreign Nationals from BiH to Countries of Origin with IOM Assistance .....	46
5.3. Voluntary return of foreign nationals from BiH into their countries of origin with the assistance of the Service for Foreigners' Affairs .....	49
5.4. Admission and Return under Readmission Agreements.....	50
5.4.1. Admission and Return under the Readmission Agreement with Croatia .....	51
5.4.2. Admission and Return under Other Readmission Agreements .....	53
5.5. Independent Voluntary Return of Foreign Nationals from BiH.....	54

6. International Protection (Asylum).....	55
7. Work Permits Issued to Foreign Nationals .....	61
8. Acquiring BiH Citizenship .....	64
9. Emigration from BiH .....	66
9.1. Number of emigrants .....	66
9.2. Status of emigrants .....	68
9.3. Educational structure.....	69
9.4. Remittances.....	70
10. BiH Immigration Policy, Legal and Institutional Framework.....	72
10.1. Immigration Policy.....	72
10.2. Legal Framework.....	73
10.3. Institutional Framework .....	74
ANNEX 1.....	82
ANNEX 2 .....	83
ANNEX 3 .....	86
ANNEX 4 .....	88
ANNEX 5 .....	91
ANNEX 6 .....	92
ANNEX 7 .....	95
ANNEX 8.....	97
ANNEX 9.....	99
ANNEX 10.....	101



## Summary

The Bosnia and Herzegovina Migration Profile (hereinafter: BiH Migration Profile) resulted from the need to establish a mechanism for gathering statistical data on migration and international protection, a system for processing migration statistics, and a system for timely and adequate reporting on migration flows in BiH. The aim of this document is to provide the BiH Council of Ministers with an insight into key migration trends, and the Ministry of Security with the possibility of developing adequate policies and adopting relevant regulations. This document also provides international organisations active in the field of migration with a more comprehensive insight into migration trends in BiH.

The annually updated BiH Migration Profile fulfils a commitment from the **Visa Liberalisation Road Map** presented by the European Commission to BiH authorities in June 2008 with respect to “Migration management” - *“set up and start to apply a mechanism for the monitoring of migration flows, defining a regularly updated migration profile for Bosnia and Herzegovina, with data both on illegal and legal migration, and establishing bodies responsible for collection and analysis of data on migration stocks and flows.”*

A comprehensive fulfilment of conditions from the Road Map, including the Migration Profile requirements, ultimately resulted in the **citizens of Bosnia and Herzegovina** being granted a visa free regime on **15 December 2010**.

The first BiH Migration Profile was adopted at the BiH Council of Ministers session held on 24 September 2009, and its development was preceded by the “Analysis of Measures necessary to set up a mechanism for the monitoring of migration flows and defining a migration profile for Bosnia and Herzegovina” that included the legal, institutional and organisational framework for gathering migration statistics in BiH, as well as an overview of European and international standards and practices in the area of migration statistics. For the purpose of setting up and applying a mechanism for the monitoring of migration flows and an annually updated BiH Migration Profile, instruments for gathering and exchanging statistics were formalised by a BiH Council of Ministers Decision obliging relevant institutions and agencies to submit data through 34 predefined tables in line with their competences and with the parameters necessary to define the Migration

Profile and monitor migration flows in BiH. This Decision defined the type and structure of statistical data on migration and international protection and the obligations of BiH institutions to gather statistics on migration and international protection from within their competences, as well as to submit such data to the Ministry of Security by 31 January for the preceding year. The institutions that submitted statistical data in line with the Decision for the purpose of defining the BiH Migration profile for the year 2013 are: the Ministry of Foreign Affairs - Sector for International-Legal and Consular Affairs, Ministry for Human Rights and Refugees - Diaspora Sector, Ministry of Civil Affairs - Sector for Citizenship and Travel Documents, Labour and Employment Agency of BiH, Ministry of Security - Sector for Immigration, Ministry of Security - Asylum Sector, Ministry of Security- Service for Foreigners' Affairs, and Ministry of Security - BiH Border Police.

The data submitted by institutions and agencies underwent quantitative and qualitative analysis. Annual reports from individual institutions and agencies were used as additional sources of qualitative information needed for the purpose of interpreting migration statistics and trends. Quantitative and qualitative data processing was performed for the major migration flows in the past 10-year period, i.e. from 2004 to 2013, and comparative indicators were defined for all migration flows for the period of 2012 and 2013. The BiH Migration Profile for the year 2013 was compiled based on the processed and analysed available data.

The BiH Migration Profile for the year 2013 contains the following data: visas, refusal of entry and illegal border crossings, temporary and permanent residence of foreign nationals, illegal migration and measures undertaken against foreign nationals, return of irregular migrants, international protection (asylum), work permits issued to foreign nationals, granting of BiH citizenship, emigration from BiH, BiH immigration policy, legal and institutional framework.

Observed migration flow trends:

## **1. Visas**

### **1.1 Visas issued by BiH DCMs**

In 2013, Diplomatic-Consular Missions of BiH issued 12,107 visas, which is an increase of 5.44% compared to 2012, while the annual overview since 2004 shows a constant decrease in the number of issued visas except for the past four years that have marked an increase in comparison to the previous years.

### **1.2. Visas Issued at the Border**

In 2013, 93 visas were issued at the BiH border, which is 38% less than in 2012 and the annual overview since 2004 shows constant decrease in the number of visas issued at the BiH border.

## **2. Refusal of Entry and Illegal Border Crossing**

### **2.1. Refusal of Entry into BiH**

The number of refusals of entry into BiH by the BiH Border Police in 2013 was 2,079, which is a significant decrease of 30.65% compared to 2012.

### **2.2. Discovered Illegal State Border Crossings**

The number of discovered illegal state border crossings in BiH in 2013 was 228, which is a decrease by 41.39% compared to 2012 when 389 illegal border crossings were discovered.



### **3. Temporary and Permanent Residence of Foreign Nationals**

#### **3.1. Temporary Residence**

Foreign nationals in BiH were granted 9,953 temporary residence permits in 2013, which is by 12.62% more than in 2012. The annual overview since 2004 shows a constant increase in the number of temporary residence permits issued, with the exception of the year 2011, which marks a slight decrease.

#### **3.2. Permanent Residence**

Foreign nationals in BiH were issued 713 permanent residence permits in 2013, which is by 77.81% more than in 2012, and observed in the period of the past 10 years this is the maximum number of approved permanent residences in BiH.

### **4. Illegal Migration and Measures Undertaken against Foreign Nationals**

#### **4.1. Revocation of Residence**

The number of revoked non-visa and temporary residence permits in 2013 amounted to 430, which is a significant decrease of 54.59% compared to 2012. As for the revocation of permanent residence permits in 2013, a slight increase of 5.55% was noted, with 57 revocations in 2013 compared to 54 revocations in 2012.

#### **4.2. Expulsion Orders**

The number of expulsion orders in 2013 was 279, which represents an decrease of 50.35% in comparison to 2012. Also, in 2013, 123 decisions to revoke non-visa or temporary residence permits were issued with additional measure of deportation.

#### **4.3. Placing Foreign Nationals under Supervision**

A total of 236 foreign nationals were placed under supervision in the Immigration centre in 2013, which represents a significant decrease of 47.90% compared to 2012, when the number of foreign nationals placed under supervision amounted to 453.

#### **4.4. Forcible Removal of Foreign Nationals from BiH**

During 2013, one foreign national was forcibly removed from BiH, compared to 2012, when that number was 14.

### **5. Return of Irregular Migrants**

#### **5.1. Voluntary Return of BiH Nationals to BiH with IOM Assistance**

With the assistance of IOM, 209 nationals of Bosnia and Herzegovina voluntarily returned to BiH in 2013, and in total 1,022 of BiH nationals voluntarily returned to BiH in this way between 2004 and 2013.

#### **5.2. Voluntary Return of Foreign Nationals from BiH to Countries of Origin with IOM Assistance**

Due to lack of funds, in the past two years IOM did not organize a single voluntary return of foreign nationals from BiH to the country of origin through the AVR program, and a total of 1,354 foreign nationals were returned in this way from BiH to the country of origin from 2004 to 2013.

#### **5.3. Voluntary Return of Foreign Nationals from BiH to Countries of Origin with Assistance from the Service for Foreigners' Affairs**

In 2013, the Service for Foreigners' Affairs organised voluntary returns from BiH for a total of 159 foreigners, while in 2012 this number was 160.

#### **5.4. Admission and Return under Readmission Agreements**

A total of 865 BiH nationals were admitted under Readmission Agreements, 397 of which were admitted based on a Readmission Application, where an identity and BiH citizenship check was conducted by the Sector for Immigration of the Ministry of Security of Bosnia and Herzegovina.

Under the Readmission Agreement with the Republic of Croatia, 75 third country nationals were admitted to BiH in 2013, which is the exact same number as in 2012.

#### **6. International Protection (Asylum)**

In 2013, 100 persons sought international protection (asylum) in BiH, and in the period from 2004 to 2013, a total of 1,323 persons sought international protection (asylum) in BiH.

#### **7. Work Permits Issued to Foreign Nationals**

In 2013, 2,563 work permits were issued to foreign nationals, which is a slight decrease of 0.39% compared to 2012, when the number of such permits amounted to 2,573.

#### **8. Acquiring BiH Citizenship**

In 2013, 649 persons were granted BiH citizenship, which represents a decrease of 20.56% compared to 2012, with nationals of Serbia and Croatia being the most numerous among those to be granted BiH citizenship (93.22%).

#### **9. Emigration from BiH**

According to data of the Ministry for Human Rights and Refugees of Bosnia and Herzegovina (MHRR), there are around 1,500,000 emigrants who were born in Bosnia and Herzegovina living abroad.

# I INTRODUCTION

The compiling of the Bosnia and Herzegovina Migration Profile (hereinafter: BiH Migration Profile) is defined in the Road Map for Visa Liberalisation under the heading of “Migration management” as one of the preconditions for abolishing the visa regime for citizens of Bosnia and Herzegovina. This obligation of Bosnia and Herzegovina was formulated as follows:

*“ESTABLISHMENT AND APPLICATION OF MECHANISMS FOR THE MONITORING OF MIGRATION FLOWS, DEFINING A REGULARLY UPDATED MIGRATION PROFILE FOR BOSNIA AND HERZEGOVINA, WITH DATA BOTH ON ILLEGAL AND LEGAL MIGRATION, AND ESTABLISHING BODIES RESPONSIBLE FOR COLLECTION AND ANALYSIS OF DATA ON MIGRATION STOCKS AND FLOWS.”*

The main purpose of the Migration Profile is to gather relevant statistical data and information necessary to enable a state to develop and apply a migration policy.

The first BiH Migration Profile was adopted at the BiH Council of Ministers session held on 24 September 2009, and its development was preceded by the “Analysis of measures necessary to set up a mechanism for the monitoring of migration flows and defining a migration profile for Bosnia and Herzegovina” that included the legal, institutional and organisational framework for gathering migration statistics in BiH, as well as an overview of European and international standards and practices in the area of migration statistics.

For the purpose of setting up and applying mechanisms for the monitoring of migration flows and an annually updated BiH Migration Profile, instruments for gathering and exchanging statistics were formalised by a BiH Council of Ministers Decision obliging relevant institutions and agencies to submit data through 34 predefined tables in line with their competences and with the parameters necessary to define the Migration Profile and monitor migration flows in BiH.

At the suggestion of the Ministry of Security, on 24 September 2009, the BiH Council of Ministers passed a Decision on the obligation of submitting statistical data on migration and international protection to the Ministry of Security (“BiH Official Gazette” No. 83/09). This Decision defined the type and structure of statistical data on migration

and international protection and the obligations of BiH institutions to gather statistics on migration and international protection from within their competences, as well as to submit such data to the Ministry of Security by 31 January for the preceding year. The Sector for Immigration gathers, processes and analyses the submitted data on migration and international protection in order to monitor migration flows and perform regular annual updates of the BiH Migration Profile, including data on regular and irregular migration.

The Analysis, Strategic Planning, Surveillance and Training Unit of the Sector for Immigration at the Ministry of Security is tasked with producing the Migration Profile, compiling migration statistics, processing data and developing reports for various purposes. It should be noted that the Unit requires further development in terms of its capacities for monitoring migration flows and producing specialist analyses and reports in the field of immigration, as well as in defining migration policy in line with relevant standards and the needs of Bosnia and Herzegovina.

## 1. Sources and Methodology for Data Gathering, Classification and Processing

The sources and methodology for data gathering issue from the Decision on the obligation of submitting statistical data on migration and international protection to the Ministry of Security (“BiH Official Gazette” No. 83/09).

The following institutions, organisations and agencies were designated as sources of data: Ministry of Foreign Affairs - data on visas issued by BiH DCMs; BiH Border Police, data on refusals of entry into BiH issued to foreign nationals, illegal border crossings and visas issued at the border; Service for Foreigners’ Affairs - data on residence of foreign nationals in BiH, measures undertaken against foreign nationals in BiH and readmission of foreign nationals and stateless persons; Ministry of Security - Asylum Sector – international protection data; Ministry of Security - Sector for Immigration - data on readmission of BiH nationals and IOM-assisted voluntary returns; Ministry of Civil Affairs - data on granted BiH citizenships; Ministry for Human Rights and Refugees, Diaspora Sector - data on the emigration of BiH nationals and the Diaspora; and the Labour and Employment Agency of BiH - data on work permits for foreign nationals in BiH.

For the purposes of data gathering, the Decision defined 34 tables intended for the above institutions and organisations responsible for implementing the Law on the Movement and Stay of Aliens and Asylum in BiH. The tables include data on citizenship and country of birth, sex and age structure, as well as other parameters relevant to the procedures and decisions related to the movement and stay of aliens and asylum in BiH in 2013. Also, in order to set up a comprehensive mechanisms for monitoring migration flows and defining the BiH Migration Profile, the same methodology was used to create tables on granted BiH citizenships, on the emigration of BiH nationals, voluntary return and work permits issued to foreign nationals in BiH. The tables were designed in line with European and international standards, and especially in line with *Regulation No. 862/2007 of the European Parliament and of the Council on Community Statistics on Migration and International Protection* obliging member states to provide harmonised reporting on

migration flows and international protection in line with UN and IOM models of migration profiles. In line with the above Regulation, the tables were submitted to competent bodies in the area of migration and international protection in BiH with classification according to: citizenship, country of birth, sex and age group.

The tables filled out and submitted by the relevant institutions, organisations and agencies were used for quantitative and qualitative analysis of the submitted data. Annual reports from individual institutions and organisations were used as additional sources of qualitative information needed for the purpose of interpreting migration statistics and trends. Quantitative and qualitative data processing was performed for the major migration flows in the past 10-year period, i.e. from 2004 to 2013, and comparative indicators were defined for all migration flows for the period of 2012 and 2013. The BiH Migration Profile for the year 2013 was compiled based on the processed and analysed available data.

The data on the area of Bosnia and Herzegovina and the total length of the state border was taken from the Integrated Border Management Strategy of Bosnia and Herzegovina (June, 2011). The source for the information on the total number of border crossings in BiH is the *Decision on the determination of border crossings in BiH* number 52/12, which was passed by the Council of Ministers 03 May 2012 („BiH Official Gazette” No. 39/12) and the Contract between the Republic of Croatia and Bosnia and Herzegovina on border crossings, signed when Croatia entered the European Union.

## 2. Data Availability and Quality

An analysis of submitted data led to a number of conclusions regarding data availability and quality. The majority of institutions, organisations and agencies managed to deliver the basic data by the assigned deadline.

The analysis showed that the majority of competent bodies keep operative and detailed records on foreign nationals and procedures related to foreign nationals in BiH, but that these records are not fully compliant with the statistical monitoring of migration flows and the state of migration and international protection, or with statistical reporting as defined by European standards. For these reasons, the competent bodies were not able to obtain data from their records for the tables they received in a simple and timely fashion, but were mostly obliged to calculate data to be entered into the tables they received using procedures that are not sufficiently automatic. The majority of competent bodies were able to submit disaggregated data for country of origin (or birth), age and sex, but not in all cases.

The data from the BiH Border Police, the Service for Foreigners’ Affairs, the Asylum Sector, and the Labour and Employment Agency of BiH submitted to the Sector for Immigration comply with the Decision on the obligation of submitting statistical data on migration and international protection to the Ministry of Security (“BiH Official Gazette” No. 83/09).

The Ministry of Civil Affairs submitted data on the granting of citizenship gathered in line with the above Decision from entity institutions, the Federal Ministry of Internal Affairs and the Ministry of Administration and Local Self-Governance of Republika Srpska.

In the absence of a mechanism for gathering data on the BiH Diaspora, this type of data could not be disaggregated by age and sex. Data gathered by diplomatic-consular missions of BiH and by BiH Diaspora organisations and associations in foreign countries are only estimates given that these bodies do not keep records of BiH nationals living abroad. In terms of the chapter on the “BiH Diaspora”, the Ministry for Human Rights and Refugees of BiH bases its analysis of emigration partially on these estimates, but also on official data on BiH nationals from competent institutions of host countries.

Notwithstanding certain shortcomings in terms of the completeness of the submitted data, the quality of the submitted data is satisfactory. The data submitted through the predefined tables and the data from annual reports on the work of the Service for Foreigners’ Affairs and the BiH Border Police, as well as the analysis of the Diaspora Sector at the Ministry for Human Rights and Refugees of BiH facilitated an adequate analysis of migration flows for the compiling of the BiH Migration Profile for the year 2013.

### 3. Level of Compliance with EU Regulation 862/2007

*Regulation No. 862/2007 of the European Parliament and of the Council on Community Statistics on Migration and International Protection* served as a framework for defining the European standard when it comes to gathering statistical data on migration and international protection. This regulation designated 2008 as the first reference year for data gathering and obliged EU member states to submit data under the Regulation to Eurostat. The Regulation provides the basic definitions and procedures related to migration and international protection. However, for the first reference year, the Regulation foresees the possibility of submitting data as per definitions foreseen in member state legislations provided Eurostat is informed of any differences compared to the definitions in the Regulation.

Given that the “*Analysis of measures necessary to set up a mechanism for the monitoring of migration flows and defining the migration profile for Bosnia and Herzegovina*” analyses Regulation 862/2007 in detail, concrete recommendations are provided for harmonising the Bosnian-Herzegovinian legal framework with this Regulation, which was subsequently done through the Rulebook on the Central Database on Foreign Nationals. It is, therefore, fair to assume that the BiH legal framework for keeping migration statistics is in line with the principles of Regulation 862/2007.

### 4. Consultations

The Draft BiH Migration Profile was sent to all institutions, organisations and agencies that participated in its development by submitting relevant data in order to collect their opinions, remarks and suggestions. After receiving these opinions, remarks and suggestions, the Draft BiH Migration Profile for the year 2013 was reviewed and submitted to the Ministry of Security for approval before being forwarded to the Council of Ministers of BiH for adoption..

## II BiH MIGRATION PROFILE

### 1. Vize

A visa is a permit to cross the state border that enables entry into the country and stay during the period specified by the visa or transit across the territory of BiH if the holder fulfils the relevant conditions. As a general rule, the foreign national is obliged to procure a visa prior to arriving at a BiH border crossing point, unless he is a citizen of a country whose citizens do not require a visa for entry into BiH. Visas are issued by the Ministry of Foreign Affairs through Diplomatic and Consular Missions of BiH (hereinafter: BiH DCMs). In exceptional cases stipulated in the Law on the Movement and Stay of Aliens and Asylum (hereinafter: Law), a visa may be issued at the border by the BiH Border Police.

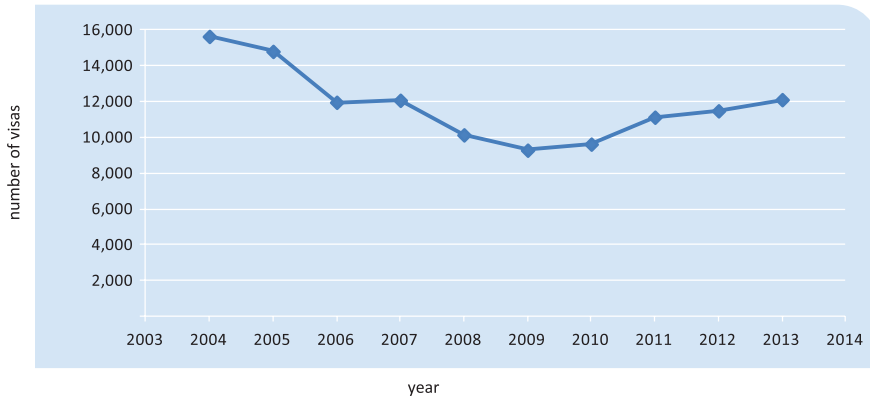
#### 1.1. Visas Issued by BiH DCMs

Based on the information submitted by the Ministry of Foreign Affairs, below is a table and graphic overview of the number of visas issued per year with a brief analysis of observed trends.

**Table 1. Total number of visas issued from 2004 to 2013**

Year	2004	2005	2006	2007	2008	2009	2010	2011	2012	2013
Visas	15,638	14,801	11,960	12,071	10,139	9,284	9,623	11,126	11,482	12,107

### Graphic overview of visas issued from 2004 to 2013



Analysing the data on the number of visas issued by BiH DCMs in the presented period, there is an evident steady decreasing trend from 2004 to 2009, due to introduction of visa stickers in. A significant drop is also evident in the period from 2005 to 2006, due to the following countries becoming EU member states: the Czech Republic, Cyprus, Estonia, Hungary, Latvia, Lithuania, Malta, Poland, Slovakia and Slovenia (1 May 2004), and the citizens of these countries, with the exception of Slovenia<sup>1</sup> no longer being required to procure a visa for entry into BiH as per the Decision of the BiH Council of Ministers<sup>2</sup>, that came into force on 21 July 2005. A considerable drop in the number of visas issued during 2008 when compared to 2007 was due to Romania and Bulgaria entering the European Union (1 July 2007) and their citizens no longer being required to procure visas for entry into BiH as per the Decision of the BiH Council of Ministers<sup>3</sup>, that came into force on 28 June 2007. The steady decrease in the number of visas issued by DCMs continued in 2009 as a result of the Council of Ministers Decision on visas<sup>4</sup> that came into force on 24 December 2008. As for 2011, a significant increase in the number of issued visas (15.62%) was recorded when compared to 2010, the trend to be continued in 2012 and 2013 as well, only with much lower intensity.

In order to define current issues related to visas, we present comparative indicators on the number of visas issued during 2012 and 2013 for the countries whose nationals were issued the greatest number of visas for entry into BiH, along with a brief analysis of observed parameters.

1 Slovenian citizens were not required a visa for entry into BiH.

2 Decision on amendments to the Decision on defining countries whose nationals are exempt from the visa regime upon entry, exit or transit through the territory of BiH („BiH Official Gazette“, No. 57/05).

3 Decision on amendments to the Decision on defining countries whose nationals are exempt from the visa regime upon entry, exit or transit through the territory of BiH („BiH Official Gazette“, No. 8/08).

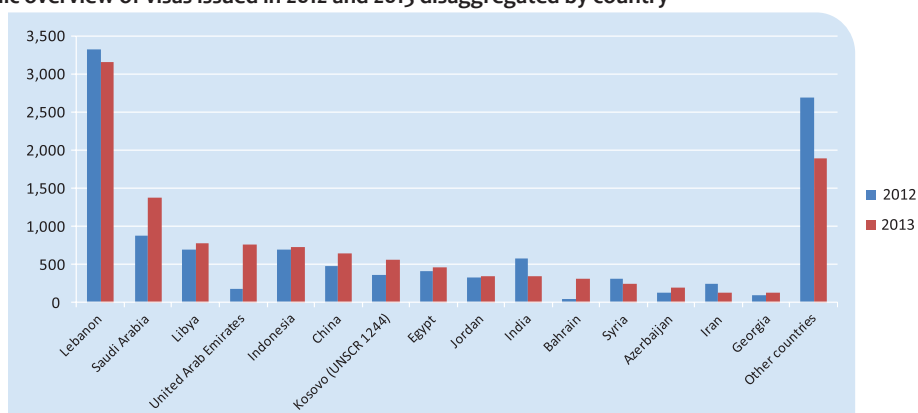
4 Decision on visas („BiH Official Gazette“, No. 100/08).



**Table 2. Total number of visas issued in 2012 and 2013 disaggregated by country**

No.	Country	2012	2013	%
1	Lebanon	3,316	3,162	-4.64%
2	Saudi Arabia	872	1,384	58.72%
3	Libya	704	773	9.80%
4	UA Emirates	187	764	308.56%
5	Indonesia	690	736	6.67%
6	China	479	647	35.07%
7	Kosovo (UNSCR 1244) <sup>5</sup>	371	563	51.75%
8	Egypt	421	471	11.88%
9	Jordan	335	351	4.78%
10	India	576	346	-39.93%
11	Bahrain	49	317	546.94%
12	Syria	312	242	-22.44%
13	Azerbaijan	125	202	61.60%
14	Iran	254	128	-49.61%
15	Georgia	97	126	29.90%
16	Other countries	2,694	1,895	-29.66%
<b>Total</b>		<b>11,482</b>	<b>12,107</b>	<b>5.44%</b>

**Graphic overview of visas issued in 2012 and 2013 disaggregated by country**



Analysing the data on the number of visas issued by BiH DCMs in 2013 when compared to 2012 disaggregated by country of origin whose nationals were issued the greatest number of visas for entry into BiH, shows a significant decrease in the number of visas issued to nationals of Iran, India, the Philippines, Columbia, Peru, Moldavia, Thailand and Taiwan. A significant increase in the number of visas issued in 2013 to nationals of Bahrain, United Arab Emirates, Saudi Arabia, Bahrain, Azerbaijan, Kosovo (UNSCR 1244) and China occurred when compared to 2012. Constant increase in the number of visas issued to the nationals of Azerbaijan was caused by the opening of a diplomatic office of the Republic of Azerbaijan in BiH in March 2011. A large number of issued visas for nationals of Lebanon is due to growing interest of its nationals for religious tourism and visits to Medjugorje. Also, significant was the increased number of visas issued to the nationals of Saudi Arabia, United Arab Emirates, Indonesia and China due to intensified activities on organizing business conferences both in those countries and in Bosnia and Herzegovina. A significant number of visas issued to nationals of China is based on their work in BiH. There is also an increase in the number of issued visas for nationals of Libya, Egypt and Syria and is caused by riots and war in these countries. According to the data submitted

5 This title does not prejudice the status of Kosovo and is in line with the Security Council's UN Resolution 1244

by the Ministry of Foreign Affairs, the number of visa applications received in 2013 was 12,509. In the past year 12,107 or 96.79% of applications were approved.

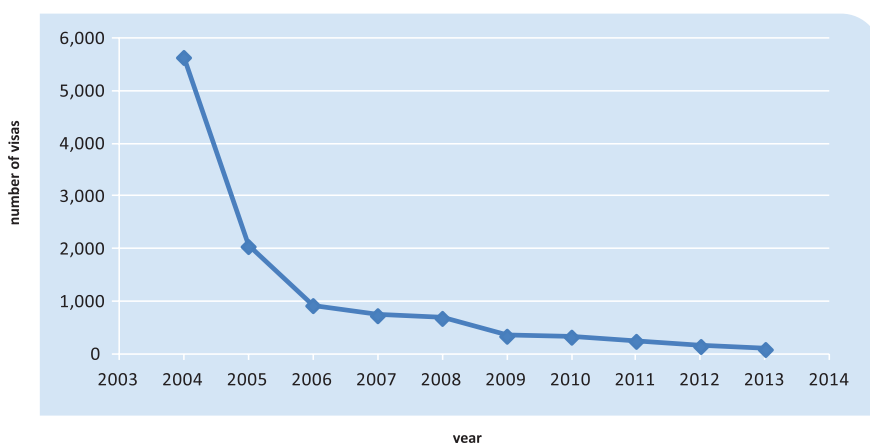
## 1.2. Visas Issued at the Border

In exceptional cases, the BiH Law on Movement and Stay of Aliens and Asylum allows the BiH Border police to issue visas at the border under certain conditions (Article 36). This possibility had been foreseen by previous legislation, except that there was an F-type visa in the categorisation (a visa issued at the border). The new law adopted in May 2008 abolished this kind of visa and stipulated that the BiH Border Police must adhere to the new categorization when issuing visas at the border and can only issue A Visas (airport transit visa), B Visas (transit visa) and C Visa (single-entry visa for short-term stay up to 15 days).

**Table 3. Total number of visas issued at the BiH border from 2004 to 2013**

Year	2004	2005	2006	2007	2008	2009	2010	2011	2012	2013
Visas	5,641	2,049	927	735	684	345	327	248	150	93

**Graphic overview of visas issued at the BiH border from 2004 to 2013**

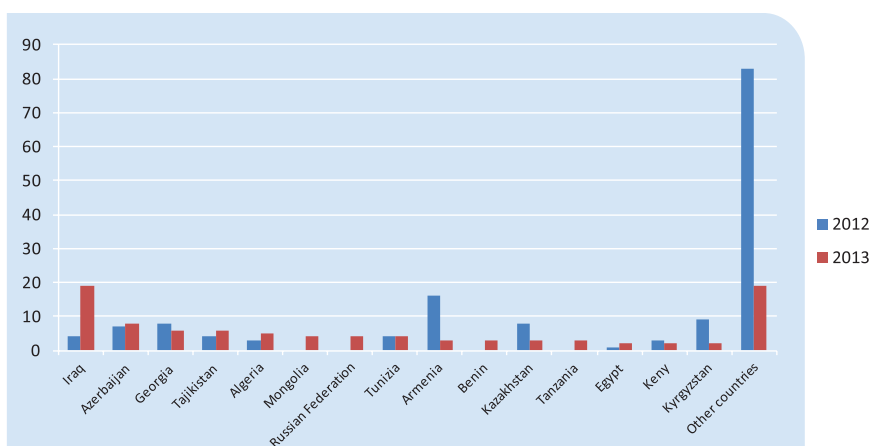


Analysing the data on the number of visas issued at the border in the presented period, since 2004 there has been a pronounced decreasing trend and it can be concluded that the set objective of reducing the number of visas issued at the border was being met, as per one of the EU requirements. The achieved indicators resulted from the development of the DCM network, the development of the legal framework stipulating that visas were only to be issued at the border in exceptional cases defined by the Law, and the consistent application of the Law by the BiH Border Police.

In order to define the current situation of visas issued at the border, we present the comparative indicators of the number of visas issued during 2012 and 2013 for countries whose nationals were issued the greatest number of visas for entry into BiH, followed by a brief analysis of observed parameters and in view of the changes made to legislation in order to provide a more comprehensive interpretation of the data.

**Table 4. Total number of visas issue at the border in 2012 and 2013 disaggregated by country**

No.	Country	2012	2013	%
1	Iraq	4	19	375.00%
2	Azerbaijan	7	8	14.29%
3	Georgia	8	6	-25.00%
4	Tajikistan	4	6	50.00%
5	Algeria	3	5	66.67%
6	Mongolia	-	4	-
7	Russian Fede.	-	4	-
8	Tunisia	4	4	0.00%
9	Armenia	16	3	-81.25%
10	Benin	-	3	-
11	Kazakhstan	8	3	-62.50%
12	Tanzania	-	3	-
13	Egypt	1	2	100.00%
14	Kenya	3	2	-33.33%
15	Kyrgyzstan	9	2	-77.78%
16	Other countries	83	19	-77.11%
<b>Total</b>		<b>150</b>	<b>93</b>	<b>-38.00%</b>

**Graphic overview of visas issued in 2012 and 2013 disaggregated by country**

In 2012, there was a significant decrease in the number of visas issued at the border (39.52%) and it amounted to 150 visas, one of which was a B Visa and 149 were C Visas. This decreasing trend continued in 2013 and amounted to 38%, where 93 visas, all of which C Visas, were issued at the border.

Given the general requirement and principle of reducing the number of visas issued at border crossing points, BiH can report on constant decrease in the number of visas issued at the border since 2004. According to the Annual Report on Activities of the BiH Border Police for 2013<sup>6</sup> all visas issued at the border were issued at the Sarajevo Airport. Cases of reducing duration of a visa or its cancellation at the BiH border did not occur. Principally, the decreasing trend in the number of visas issued at the border was continued, which is in accordance with recommendations of the European Commission.

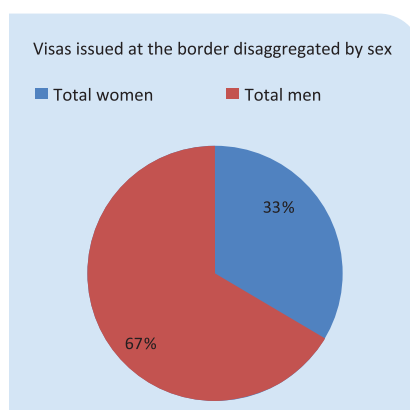
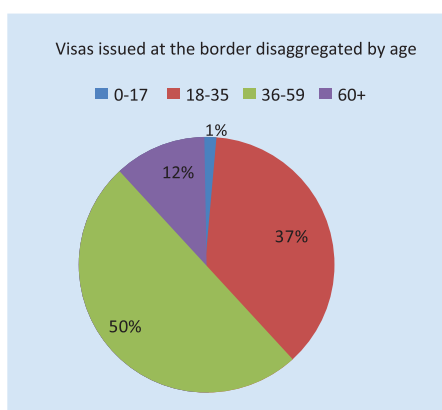
<sup>6</sup> BiH Border Police "Report on Activities of BiH Border Police for 2013" Sarajevo, January 2014, p.13.

In terms of the most frequent countries of origin of foreign nationals being issued visas at the BiH border, data for 2013 show that the greatest number of visas was issued to foreign nationals from Iraq, and a significant decrease of visas issued at the border for nationals of Armenia was recorded (81.25%). As for the gender structure, statistical data for 2013 show that more visas were issued to men (82%) than to women (18%), and that for both sexes these were mostly persons within the 18 to 59 age group, where in the past year most people were in the 36 to 59 age group, as it can be seen in the graphs below.

**Table 5. Structure of visas issued at the border by age and sex disaggregated by nationality for 2012**

	Armenia	Nigeria	Kyrgyzstan	Moldova	Georgia	Other countries (out of a total of 37)	Total
0-17	0	0	0	0	0	2	2
18-35	7	5	0	2	0	7	21
36-59	2	4	1	0	0	14	21
60+	0	1	0	0	0	5	6
<b>Total women</b>	<b>9</b>	<b>10</b>	<b>1</b>	<b>2</b>	<b>0</b>	<b>28</b>	<b>50</b>
0-17	0	0	0	0	0	0	0
18-35	2	1	4	5	3	19	34
36-59	5	1	2	2	5	39	54
60+	0	0	2	0	0	10	12
<b>Total men</b>	<b>7</b>	<b>2</b>	<b>8</b>	<b>7</b>	<b>8</b>	<b>68</b>	<b>100</b>
<b>Total by nationality</b>	<b>16</b>	<b>12</b>	<b>9</b>	<b>9</b>	<b>8</b>	<b>96</b>	<b>150</b>

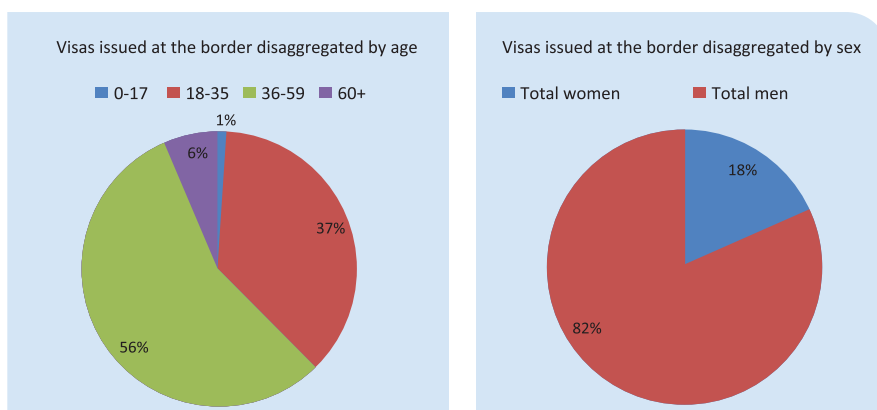
**Graphic overview of the total number of visas issued at the border for 2012 disaggregated by age and sex**



**Table 6. Structure of visas issued at the border by age and sex disaggregated by nationality for 2013**

	Iraq	Azerbaijan	Georgia	Tajikistan	Algeria	Other countries (out of a total of 31)	Total
0-17	0	0	0	0	0	0	0
18-35	0	0	1	0	0	6	7
36-59	0	1	1	3	0	5	10
60+	0	0	0	0	0	0	0
<b>Total women</b>	0	1	2	3	0	11	17
0-17	0	0	0	0	0	1	1
18-35	2	5	4	0	2	14	27
36-59	15	2	0	3	3	19	42
60+	2	0	0	0	0	4	6
<b>Total men</b>	19	7	4	6	5	38	76
<b>Total by nationality</b>	19	8	6	6	5	49	93

**Graphic overview of the total number of visas issued at the border for 2013 disaggregated by age and sex**



## 2. Refusal of Entry and Illegal Border Crossings

Refusal of entry is a measure implemented in line with the Law by the BiH Border Police only towards foreign nationals and stateless persons attempting to legally cross the BiH state border and enter BiH, but who do not fulfil the conditions for entry stipulated by the Law. In such cases, the BiH Border Police refuses entry to such persons and in line with the provisions of the Law issues a decision on refusal of entry. The foreign national or stateless person may appeal this decision with the Ministry of Security, but filing an appeal does not enable entry into BiH.

Illegal border crossing entails persons discovered in an attempt to illegally cross the BiH state border into or out of BiH. Such persons may be nationals of BiH, foreign nationals or stateless persons.

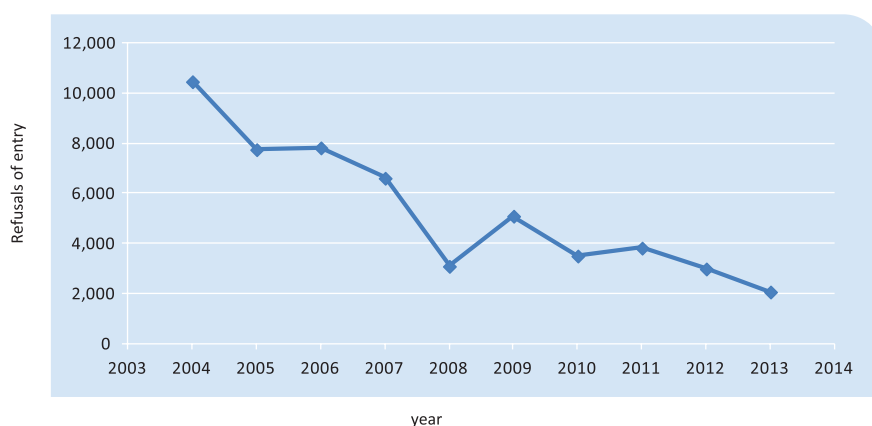
## 2.1. Refusal of Entry into BiH

A foreign national who does not fulfil the general requirements for entry into BiH as per Article 19 and 25 of the Law on the Movement and Stay of Aliens and Asylum of BiH, and does not come under an international agreement or decision on entry under special conditions, may be refused to entry into BiH.

**Table 7. Total number of refusals of entry at the BiH border from 2004 to 2013**

Year	2004	2005	2006	2007	2008	2009	2010	2011	2012	2013
Refusals of entry	10,469	7,758	7,829	6,618	3,102	5,103	3,514	3,830	2,998	2,079

**Graphic overview of refusals of entry into BiH from 2004 to 2013**



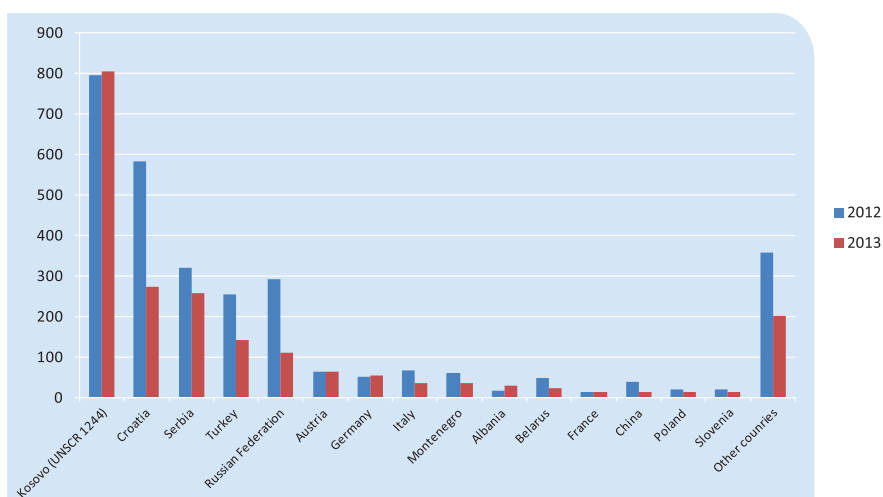
Analysing the data on the number of refusals of entry at the border in the presented period, it is evident that since 2004, when a significant increase was recorded, there has been a constant decrease of these parameters. The marked increase in 2004, as well as the decrease in 2005 resulted, among other things, from the fact that on 1 May 2004, the European Union was enlarged to include 10 new countries, but visas for nine of these countries whose nationals required visas for entry into BiH were abolished only in 2005 (21 July 2005). During 2008, the number of refusals of entry into BiH was more than halved in comparison to 2007.

In 2013 the number of refusals of entry was decreased by 30.65% and it amounted to 2,079 refusals of entry.

In order to define the current situation in this area, we present comparative indicators on the number of refusals of entry in 2012 and 2013 for 15 countries whose nationals were issued the greatest number of decisions on refusal of entry into BiH, along with a brief analysis of observed parameters.

**Table 8. Total number of refusals of entry at the border in 2012 and 2013 disaggregated by country**

No.	Country	2012	2013	%
1	Kosovo (UNSCR 1244)	796	805	1.13%
2	Croatia	582	274	-52.92%
3	Serbia	319	258	-19.12%
4	Turkey	253	141	-44.27%
5	Russian Federation	293	109	-62.80%
6	Austria	64	62	-3.13%
7	Germany	51	55	7.84%
8	Italy	65	35	-46.15%
9	Montenegro	61	34	-44.26%
10	Albania	15	29	93.33%
11	Belarus	49	24	-51.02%
12	France	13	14	7.69%
13	China	38	14	-63.16%
14	Poland	20	12	-40.00%
15	Slovenia	21	12	-42.86%
16	Other countries	358	201	-43.85%
<b>Total</b>		<b>2,998</b>	<b>2,079</b>	<b>-30.65%</b>

**Graphic overview of refusals of entry at the BiH border in 2012 and 2013 disaggregated by country**

The greatest number of refusals of entry into BiH pertains to Kosovo - UNSCR 1244 (805), Croatia (274), Serbia (258), Turkey (141) and the Russian Federation (109), which amounts to 76.33% of the total number of refusals of entry into BiH. This trend was also recorded in 2012. Of 805 refused entries in 2013 pertaining to persons from Kosovo, 711 of them had travel documents from Kosovo (UNSCR 1244), 4 persons were holders of UNMIK travel documents, and 90 persons were originally from Kosovo.

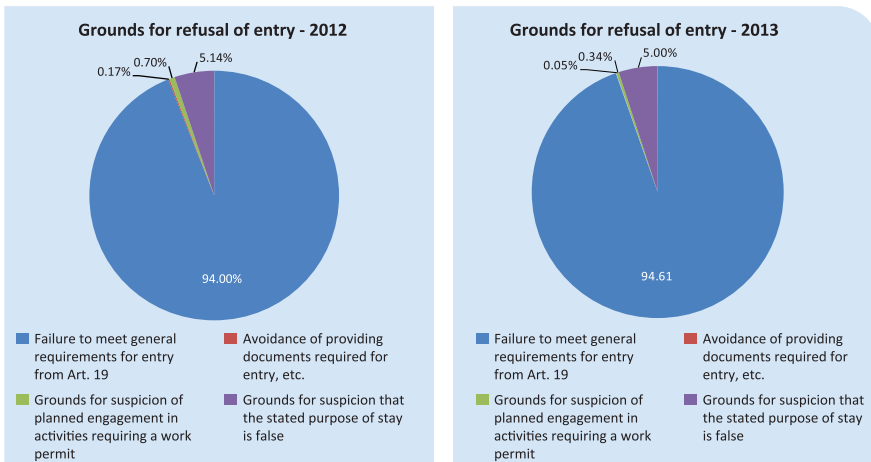
It should be noted that in 2013, there was significant decrease in the number of refusal of entry for nationals of China (63.16%), Russian Federation (62.80%), Croatia (52.92%), Italy (46.15%), Turkey (44.27%) and Montenegro (44.26%). In the same period, there was a significant increase in the number of refusals of entry for the nationals of Albania (93.33%). During 2013, 2,079 foreign nationals were refused entry into BiH, 1,808 at the BiH land border, 271 at international airports, while no refused entry was recorded at the

BiH sea border. The reasons for refusal of entry into BiH to foreign nationals were: lack of valid travel document (65%); lack of visa for entry, stay, transit through the territory of BiH or approval of stay as per the Law (19%); inability to prove or provide information on the purpose of intended stay (7%); lack of sufficient means of subsistence, including health insurance (4%); existing measure of deportation, cancellation of stay or prohibition of entry into the BiH territory (2%) and other reasons (3%).<sup>7</sup>

Statistical indicators show that the reason for refusal of entry into BiH vary depending on the part of the border/border crossing point where the refusal of entry was issued. It is evident that: nationals of Croatia were refused entry mostly due to lack of valid travel document or lack of sufficient means of subsistence during the intended stay in BiH, nationals of Serbia were refused entry mostly due lack of valid travel document and existing measure of deportation and prohibition of entering, nationals of Montenegro were refused entry mostly due lack of valid travel document, persons from Kosovo were refused entry mostly due lack of valid travel document and due to lack of visa, nationals of Turkey were refused entry mostly due inability to prove or provide information on the purpose of intended stay, and due to lack of sufficient means of subsistence, nationals of Russian Federation were refused entry mostly due to lack of visa.<sup>8</sup>

The majority of refusals of entry at the state border are due to the lack of valid travel document and the lack of visa.

#### Graphic overview of refusals of entry by reason for refusal of entry for 2012 and 2013

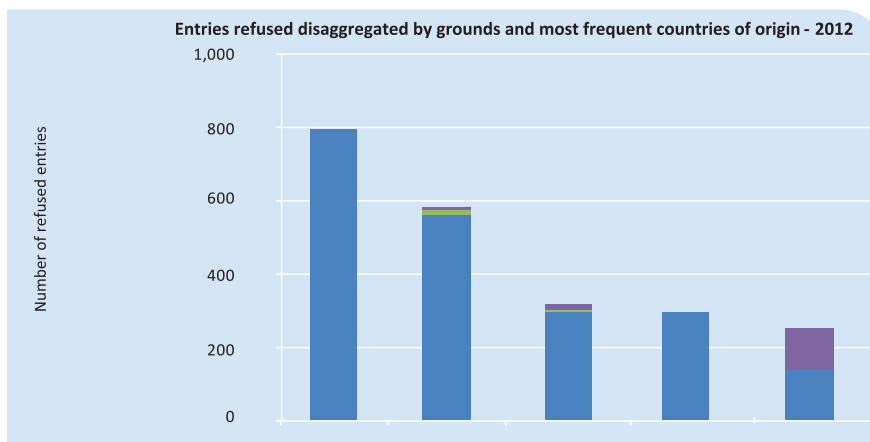


7 BiH Border Police "Report on Activities of the BiH Border Police for 2013" Sarajevo, January 2014, p.6

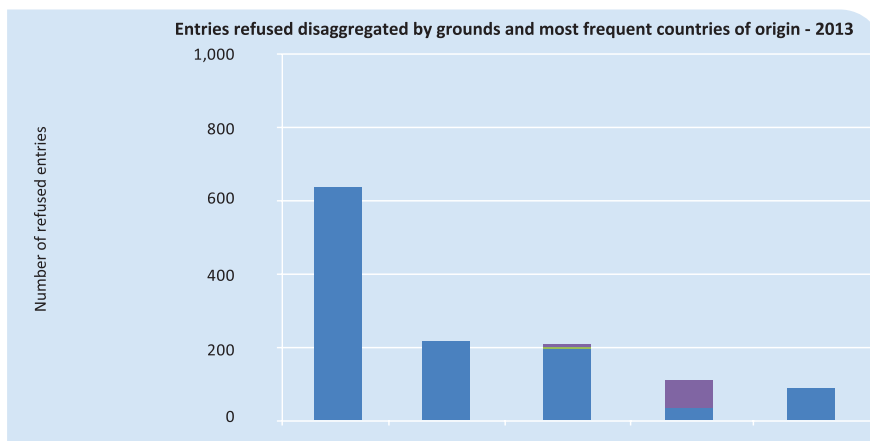
8 BiH Border Police "Report on Activities of the BiH Border Police for 2013" Sarajevo, January 2014, p.7



### Graphic overview of the number of refusals of entry by reason and most frequent nationalities for 2012 and 2013



	Kosovo (UNSCR 1244)	Croatia	Ukraine	Russian Federation	Turkey
Grounds for suspicion that the stated purpose of stay is false	0	10	15	0	112
Grounds for suspicion of planned engagement in activities requiring a work permit	0	11	0	0	3
Avoidance of border control	0	4	0	0	0
Failure to meet entry requirements	796	557	298	293	138



	Kosovo (UNSCR 1244)	Croatia	Ukraine	Turkey	Russian Federation
Grounds for suspicion that the stated purpose of stay is false	0	0	8	94	0
Grounds for suspicion of planned engagement in activities requiring a work permit	0	0	7	0	0
Avoidance of border control	0	0	0	0	0
Failure to meet entry requirements	805	274	243	47	109

## 2.2. Discovered Illegal State Border Crossings

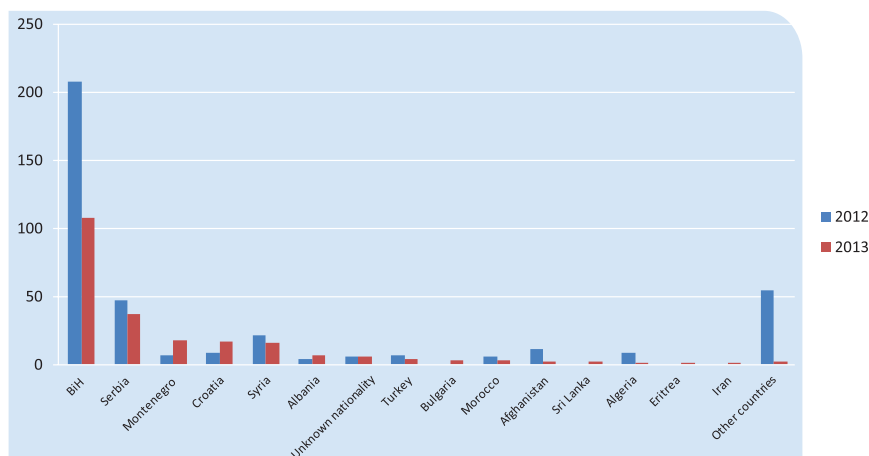
Illegal border crossings entail persons discovered in an attempt to illegally cross the BiH state border into or out of BiH at a border crossing point or elsewhere along the border. Such persons may be nationals of BiH, foreign nationals or stateless persons.

During 2012, a total of 389 persons were discovered in an attempt to illegally cross the BiH border. During 2013, a significant decrease of 41.39% was recorded and it amounted to 228 persons.

**Table 9. Discovered illegal border crossings in 2012 and 2013 disaggregated by nationality**

No.	Country	2012	2013	%
1	BiH	208	108	-48.08%
2	Serbia	47	37	-21.28%
3	Montenegro	7	18	157.14%
4	Croatia	9	17	88.89%
5	Syria	21	16	-23.81%
6	Albania	4	7	75.00%
7	Unknown	6	6	0.00%
8	Turkey	7	4	-42.86%
9	Bulgaria		3	-
10	Morocco	6	3	-50.00%
11	Afghanistan	11	2	-81.82%
12	Sri Lanka	-	2	-
13	Algeria	9	1	-88.89%
14	Eritrea	-	1	-
15	Iran	-	1	-
16	Other countries	54	2	-96.30%
<b>Total</b>		<b>389</b>	<b>228</b>	<b>-41.39%</b>

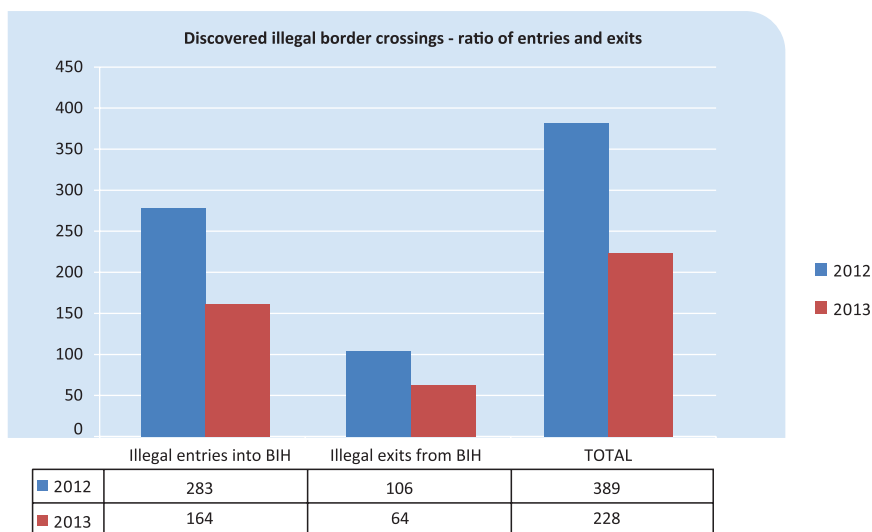
**Graphic overview of discovered illegal border crossings in 2012 and 2013 disaggregated by country**



According to available data, most discovered illegal border crossings pertain to nationals of BiH. As for foreign nationals, the greatest number of them are nationals of Serbia, Montenegro, Croatia and Syria. Out of the presented number of discovered illegal crossings of the state border by nationals of Serbia, holders of UNMIK travel documents account for 12 in 2012 while during 2013 there were no persons originating from Kosovo.

Analysing the available data, it has been noted that 47.37% of the total discovered illegal crossings in 2013 pertains to nationals of BiH, a percentage slightly lower compared to 2012, when it was 53.47%. Also, a significant drop in the number of discovered illegal crossings of the state border by Algeria and Afghanistan nationals was observed. According to the data from the Report on the Activities of the BiH Border Police, “in 2013 (total incoming and outgoing), at border crossing points, 37 persons (26 incoming + 11 outgoing) were registered as attempting an illegal crossing of the state border, and 191 persons (138 incoming + 53 outgoing) were registered away from a border crossing point (border area)”,<sup>9</sup> while during 2012 “(total incoming and outgoing), at border crossing points, 89 persons (42 incoming + 47 outgoing) were registered as attempting an illegal crossing of the state border, and 300 persons (241 incoming + 59 outgoing) were registered away from a border crossing point (border area)”.<sup>10</sup> The above data indicate a tendency of an increase in the number of illegal crossings of the state border away from border crossing points.

#### Graphic overview of illegal entries and exits of illegal state border crossings



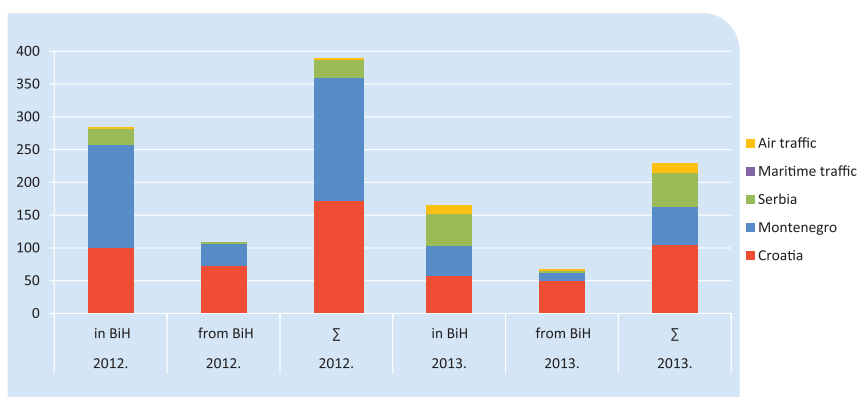
In 2012, illegal exits accounted for 27.25% of the total number of persons discovered in an attempt to illegally cross the state border (389), while in 2013 this percentage was 28.07% of the total number of persons discovered in an attempt to illegally cross the state border (228). As for the land border, information from the BiH Border police indicate that a greater number of illegal crossings (incoming and outgoing) is registered away from border crossing points.

9 BiH Border Police “Report on Activities of the BiH Border Police for 2013” Sarajevo, January 2014, p. 10

10 BiH Border Police “Report on Activities of the BiH Border Police for 2012” Sarajevo, January 2013, p. 10

**Table 10. Discovered illegal border crossings in 2012 and 2013 disaggregated by type of border**

Country	2012 into BiH	2012 out of BiH	2012. $\Sigma$	2013 into BiH	2013 out of BiH	2013. $\Sigma$	% into BiH	% out of BiH	%
Croatia	100	70	170	56	47	103	-44.00	-32.86	-39.41
Montenegro	155	34	189	46	13	59	-70.32	-61.76	-68.78
Serbia	26	2	28	49	3	52	88.46	-88.89	85.71
Maritime traffic	0	0	0	0	0	0	-	-	-
Air traffic	2	0	2	13	1	14	550.00	-	600.00
<b>Total</b>	<b>283</b>	<b>106</b>	<b>389</b>	<b>164</b>	<b>64</b>	<b>228</b>	<b>-42.05</b>	<b>-39.62</b>	<b>-41.39</b>

**Graphic overview of discovered illegal border crossings in 2012 and 2013 disaggregated by type of border**

Analysing the available data on the number of discovered illegal border crossings in BiH by type of border and neighbouring country, it is evident that in 2013, 214 persons were discovered in attempting to illegally cross the land border, which is a significant decrease of 44.70% in comparison to 2012 when 387 illegal crossings were discovered along the same border. Also, it was noted that the number of illegal border crossings at international airports was increasing, so in 2013, 14 persons were discovered during an illegal crossing attempt, while the number in 2012 amounted to two persons.

Characteristic for the analysis is the state border with Montenegro where a significant decrease in attempts to illegally cross the state border was noted (68.78%) and Croatia (39.41%). Out of 59 persons discovered in an attempt to illegally cross the state border with Montenegro, 78% accounts for illegal entries into BiH and 22% accounts for illegal exits out of BiH. Out of the 103 persons discovered in an attempt to illegally cross the state border with Croatia, 54% accounts for illegal entries into BiH and 46% accounts for illegal exits from BiH. Also, in the past year an increase of 85.71% in the number of illegal border crossings of the state border with the Republic of Serbia was noted. According to the data from the BiH Border Police, the greatest number of illegal exits was recorded on the border with the Republic of Croatia and accounts for 73.44% of all persons discovered in an attempt to illegally cross the state border out of the country. This indicates that illegal migrants mainly opt for exiting BiH along this part of the border.

The presented indicators, as well as comparative analysis, indicate the good results in this area in the past two years, therefore, it can be concluded that this situation is the result of activities conducted by the BiH Border Police to counter illegal migration.

### 3. Temporary and Permanent Residence of Foreign Nationals

Applications for residence permits are submitted to a BiH DCM or authorised organizational unit of the Service for Foreigners' Affairs, in person or by legal proxy in case of disability, at the latest 15 days prior to the expiration of a long-term residence visa (D Visa), or for non-visa residence, or for renewals of residence permit in cases of extension of temporary residence on the same grounds or application for permanent residence. The Service for Foreigners' Affairs issues decisions to grant or extend residence for foreign nationals. Residence is granted by affixing a residence permit sticker into the foreign national's valid passport. The residence permit sticker affixed to a valid passport also serves as a permit to cross the BiH state border within the period for which residence was granted.

#### 3.1. Temporary Residence

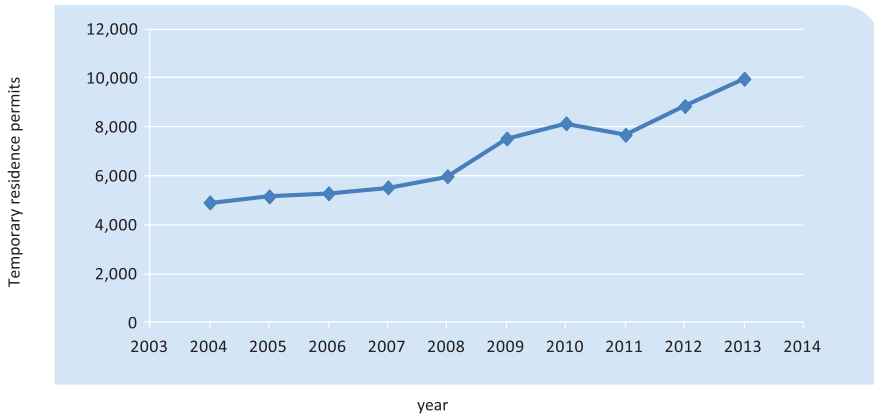
Temporary residence is granted for a period of up to one year, provided that the validity of the foreign national's passports extends for at least three months past the granted term of temporary residence.

Pursuant to the Law on Amendments to the Law on the movement and stay of aliens and asylum that came into force in November 2012, temporary residence permits may be issued on the following grounds: education, marriage with a BiH national, employment based on a work permit, employment without work permit, family reunification, ownership over fixed assets, common law marriage of a foreigner with a BiH citizen, humanitarian reasons, and on similar grounds or grounds stemming from an international agreement to which BiH is a party, stay in a nursing home, medical treatment and other legitimate reasons.

**Table 11. Total number of issued temporary residence permits by year from 2004 to 2013**

Year	2004	2005	2006	2007	2008	2009	2010	2011	2012	2013
Temporary residence	4,897	5,143	5,274	5,513	5,971	7,512	8,131	7,661	8,838	9,953

Graphic overview of issued temporary residence permits by year from 2004 to 2013



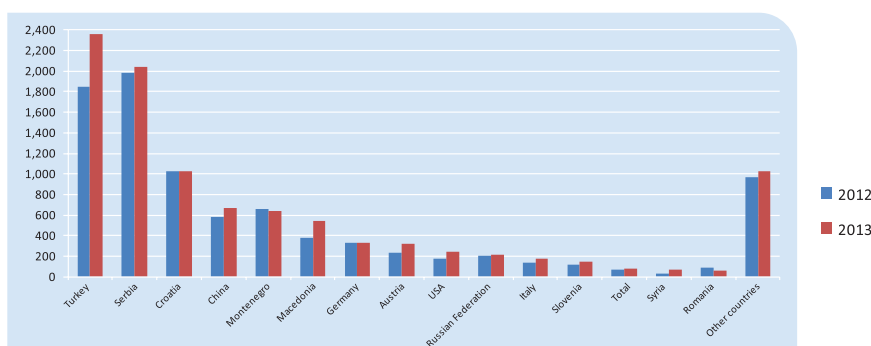
Good quality legal regulations and the already established centralised institutional framework introduced order into the area of movement and stay of foreign nationals in BiH. From 2004 to 2010, there is a continuous increase with uniform intensity, leading to the conclusion that within this period, the area of movement and stay of foreign nationals has been put under the control of authorized bodies. Even though there was a mild decrease of 5.78% in the number of issued temporary residence permits in 2011, in 2012 and 2013 an increasing trend in the number of issued temporary stay permits can be observed. This increase amounted to 12.62% in 2013 as compared to the previous year.

Up until 1 October 2006, matters pertaining to the status of foreign nationals were within the competence of Departments for Foreign Nationals within cantonal ministries of internal affairs, the Republika Srpska Ministry of Internal Affairs, and the Brcko District Police, respectively, and these authorities applied different approaches to resolving issues within this field. With the establishment of the Service for Foreigners' Affairs as an administrative organisation with operative independence within the BiH Ministry of Security, significant progress was made towards more efficient migration management in Bosnia and Herzegovina by way of a unique approach by all organisational units of the Service in treating issues foreseen by the Law on Movement and Stay of Aliens and Asylum, and especially with the use of the operative capacities of the Service in combating illegal migration.

In order to define the current situation in terms of issuing temporary residence permits, we present the indicators of the numbers of issued temporary residence permits (initial approval or renewal of residence permit) during 2012 and 2013.

**Table 12. Number of issued temporary residence permits in 2012 and 2013 disaggregated by country**

No.	Country	2012	2013	%
1	Turkey	1,843	2,360	28.05%
2	Serbia	1,979	2,040	3.08%
3	Croatia	1,031	1,028	-0.29%
4	China	584	674	15.41%
5	Montenegro	662	637	-3.78%
6	Macedonia	382	539	41.10%
7	Germany	332	331	-0.30%
8	Austria	231	319	38.10%
9	USA	173	243	40.46%
10	Russian Fed.	202	218	7.92%
11	Italy	139	181	30.22%
12	Slovenia	117	144	23.08%
13	UK	69	82	18.84%
14	Syria	33	72	118.18%
15	Romania	90	62	-31.11%
16	Other countries	971	1,023	5.35%
<b>Total</b>		<b>8,838</b>	<b>9,953</b>	<b>12.62%</b>

**Graphic overview of issued temporary residence permits in 2012 and 2013 disaggregated by country**


An analysis of aggregated parameters shows that in 2013, there was an increase in the number of temporary residence permits by 12.62% when compared to 2012.

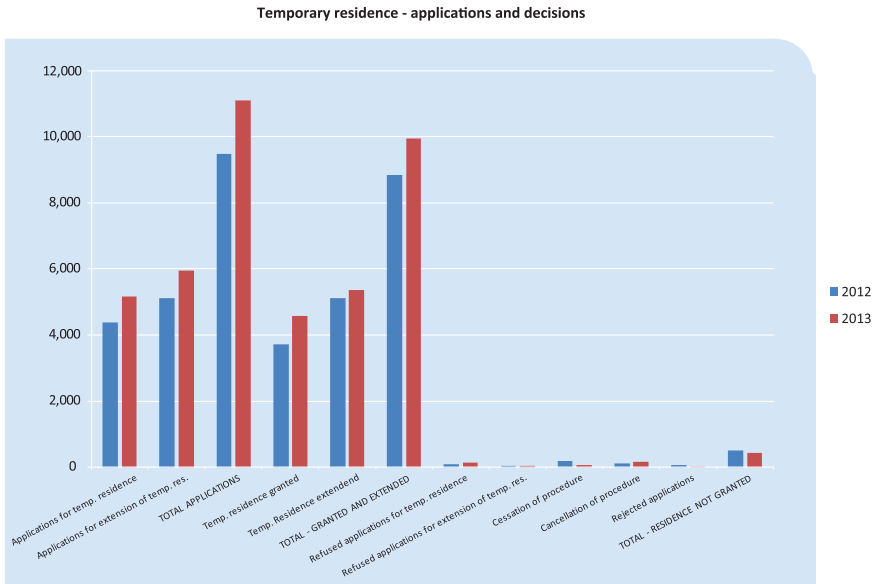
Of the total number of issued temporary residence permits in 2013, the greatest number was issued to nationals of Turkey (2,360), Serbia (2,040), Croatia (1,028), China (674) and Montenegro (637).

A comparative analysis of the presented data shows that in 2013, out of the total number of issued temporary residence permits, the majority were temporary residence permits for nationals of Serbia, Turkey and Croatia (which makes up almost 55% of the total number), and a percentage analysis of comparative parameters shows that there was a decrease in the number of temporary residence permits issued to the nationals of Romania and Montenegro, and a significant increase in the number of temporary residence permits issued to the nationals of Syria, Macedonia, USA, Austria, Italy, Turkey and Slovenia.

There is continuity in terms of the five most frequent countries of origin whose nationals were granted initial or renewed temporary residence permits. These countries are: Turkey, Serbia, including Kosovo (UNSCR 1244), Croatia, China and Montenegro. These five countries of origin account for 68.32% of all persons issued temporary residence permits in BiH during 2012 and 2013.

In 2013, a total of 5,172 initial application for temporary residence and 5,940 applications to renew temporary residence permits were submitted, which makes up a total of 11,112 applications and marks an increase of 17.14% compared to 2012, when a total of 9,486 applications were submitted, out of which there were 4,375 initial applications for temporary residence and 5,111 applications to renew temporary residence permits.

**Graphic overview of applications for and decisions on temporary residence permits in 2012 and 2013 (initial issue and renewal)**

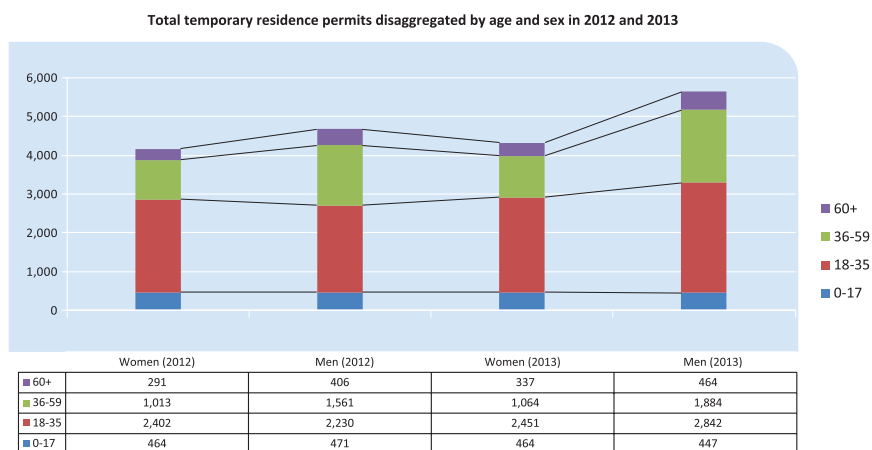


Deciding on applications for granting - renewing temporary residence in 2013, a total of 9,953 temporary residence permits were granted - renewed, of which 4,588 were initial permits and 5,365 were renewed temporary residence permits. This is an increase of 12.62% in comparison to 2012 when a total of 8,838 temporary residence permits were granted - renewed, of which 3,720 were initial permits and 5,118 were renewed temporary residence permits.

According to these indicators, the rate of granting - renewing temporary residence permits compared to the number of submitted applications was 89.57% in 2013.

In order to define the profile of foreign nationals that submitted applications and were granted temporary residence permits in BiH in 2013, we present the sex and age structure that shows that there were more women than men only in the 0 to 17 age group (464 women and 447 men), while there were more men in the 18 to 35 age group (2,842 men and 2,451 women), in the 36 to 59 age group (1,884 men and 1,064 women), and in the above 60 age group (464 men and 337 women). In terms of the total number of issued temporary residence permits, 5,637 or 56.64% were issued to men and 4,316 or 43.36% were issued to women.





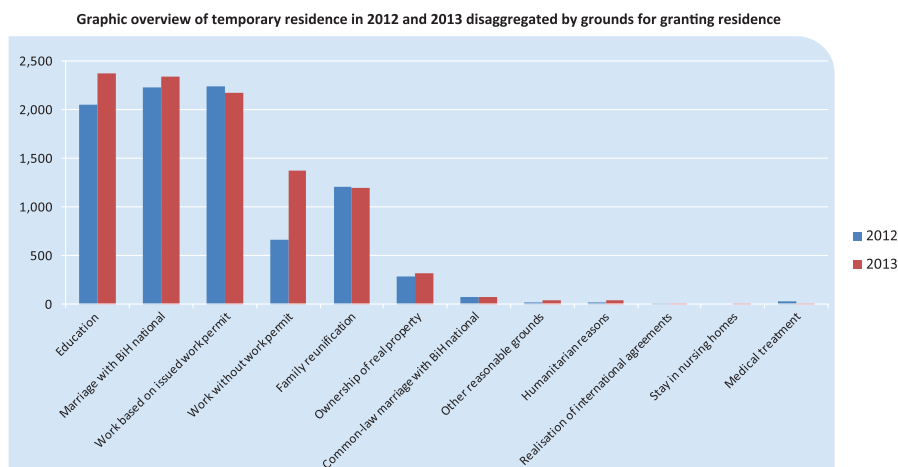
According to the data of the Service for Foreigners' Affairs, in 2013, the majority of temporary residence permits were granted to foreign nationals in BiH on the grounds of: education (2,375), marriage with a BiH national (2,345), issued work permit (2,171), work without work permit (1,377) and family reunification (1,193), accounting for 95.06% of all temporary residence permits. In order to define the current legal migration flows based on temporary residence permits issued to foreign nationals in BiH, we present an overview of temporary residence permits issued in BiH in 2012 and 2013 with a special emphasis on 2013, disaggregated by grounds, as well as the proportion of individual grounds for temporary residence in the total number of temporary residence permits issued in BiH.

**Table 13. Temporary residence in 2012 and 2013 disaggregated by grounds for granting residence**

Grounds for residence	2012	% u $\Sigma$ 2012	2013	% u $\Sigma$ 2013	% 2013/2012
Education	2,055	23.25%	2,375	23.86%	15.57%
Marriage with BiH national	2,234	25.28%	2,345	23.56%	4.97%
Work based on issued work permit	2,242	25.37%	2,171	21.81%	-3.17%
Work without work permit	661	7.48%	1,377	13.84%	108.32%
Family reunification	1,207	13.66%	1,193	11.99%	-1.16%
Ownership of real property	286	3.24%	323	3.25%	12.94%
Common-law marriage with BiH national	77	0.87%	70	0.70%	-9.09%
Other reasonable grounds	23	0.26%	40	0.40%	73.91%
Humanitarian reasons	17	0.19%	39	0.39%	129.41%
Realisation of international agreements	4	0.05%	8	0.08%	100.00%
Stay in nursing homes	0	0.00%	7	0.07%	-
Medical treatment	32	0.36%	5	0.05%	-84.38%
<b>Total</b>	<b>8,838</b>	<b>100.00%</b>	<b>9,953</b>	<b>100.00%</b>	<b>12.62%</b>

In 2013, the grounds for granting temporary residence to foreign nationals in BiH included: ownership of real property (323), common-law marriage to a BiH national (70), based on other reasonable grounds (40), humanitarian reasons (39), realisation of international agreements (8), stay in nursing homes (7) and medical treatment (5).

### Graphic overview of temporary residence in 2012 and 2013 disaggregated by grounds for granting residence



Given that in the period since 2004 there has been a constant increase in the number of issued temporary residence permits, except in 2011 when a mild decrease was marked, it can be concluded that BiH increasingly becomes a destination country for foreign nationals, and that in 2011 there was a change in this increasing trend and a mild decrease of 5.78% was recorded, we can indicate that such decrease was the result of fewer temporary residence permits issued on the grounds of education, family reunification, marriage with a BiH national, and private entrepreneurship. It is also important to note that in 2013 there was an increase in the number of temporary residence permits issued over almost all grounds except for medical treatment, common-law marriage of a foreigner with a BiH citizen, work based on issued work permit and family reunification. Temporary residence permits granted on the grounds of ownership of real property in 2013, despite accounting for only 3.25% of all temporary residence permits, constitutes an important indicator, especially if we take into account the legal provisions stipulating that these grounds for temporary residence are applicable only when, in addition to fulfilling general requirements for residence, the foreign national also fulfils special requirements including: proof of ownership of real property, proof of an effective connection with BiH, and a proof of appropriate accommodation within the real property. The fact that BiH is increasingly becoming a destination country is supported by data on temporary residence permits issued on the grounds of marriage with a BiH national that account for 23.56% of all temporary residence permits issued in 2013, as well as those issued on the grounds of family reunification, accounting for 11.99% of the total number of temporary residence permits issued in 2013.

Statistical data from 2013 show that nationals of neighbouring countries are granted temporary residence in BiH mostly on the grounds of marriage with a BiH national, employment based on an issued work permit, education and family reunification.

**Table 14. Grounds for granting temporary residence in 2013 by country**

GROUND FOR RESIDENCE	Turkey	Serbia	Croatia	China	Montenegro	Other countries	TOTAL
Education	1,362	438	176	2	127	270	2,375
Marriage with a BiH national	53	581	434	2	324	951	2,345
Work based on issued work permit	299	672	185	325	68	622	2,171
Work without work permit	408	72	91	218	5	583	1,377
Family reunification	222	208	58	127	97	481	1,193
Ownership of real property	-	43	59	-	10	211	323
Common-law marriage with BiH national	1	15	15	-	6	33	70
Other reasonable grounds	11	4	3	-	-	22	40
Humanitarian reasons	-	1	3	-	-	35	39
Realisation of international agreements	4	-	-	-	-	4	8
Stay in nursing homes	-	3	4	-	-	-	7
Medical treatment	-	3	-	-	-	2	5
<b>TOTAL</b>	<b>2,360</b>	<b>2,040</b>	<b>1,028</b>	<b>674</b>	<b>637</b>	<b>3,214</b>	<b>9,953</b>

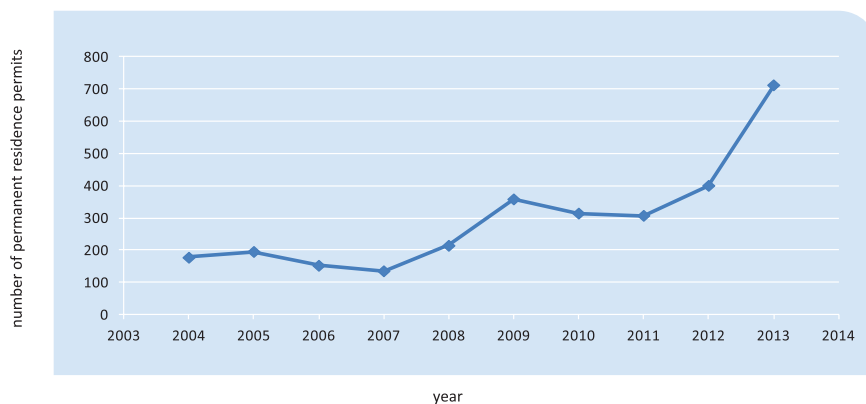
Education constitutes particularly frequent grounds for residence for nationals of Turkey and Serbia. For Turkish nationals, education in BiH is the most frequent ground for residence, although a large number of residence permits were also issued on the grounds of work without work permits, with issued work permit and family reunification. The most frequent grounds for temporary residence for nationals of Croatia and Montenegro include marriage with BiH nationals. The most frequent grounds for temporary residence for nationals of China include work based on issued work permit and family reunification.

### 3.2. Permanent Residence

Permanent residence may be granted to a foreign national under the following conditions: temporary residence in the territory of Bosnia and Herzegovina for at least five years without interruption prior to submitting an application for permanent residence, having sufficient and regular means of subsistence, having secured adequate accommodation and health insurance.

**Table 15. Total number of issued permanent residence permits by year from 2004 to 2013**

Year	2004	2005	2006	2007	2008	2009	2010	2011	2012	2013
Permanent residence	178	196	153	136	215	359	315	308	401	713

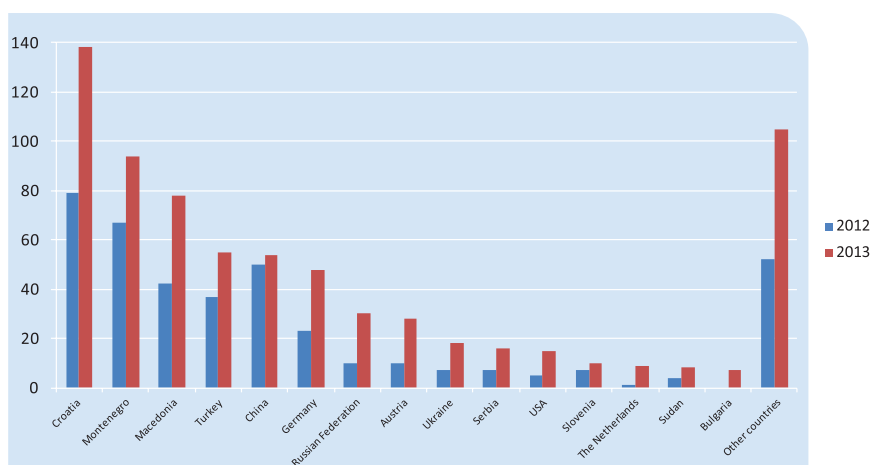
**Graphic overview of issued permanent residence permits by year from 2004 to 2013**

A continuous growth with uniform intensity in the number of issued permanent residence permits is evident for the period from 2004 to 2010. The number of issued permanent residence permits marks a slight decreasing trend for the period from 2009, with the same trend continuing in 2011, while in 2013 there was a significant increase in the number of permanent residence permits in comparison to the previous year 77.81%.

In order to define the current situation in terms of permanent residence permits, we present the indicators of the number of permanent residence permits issued during 2012 and 2013.

**Table 16. Number of permanent residence permits issued in 2012 and 2013 disaggregated by country**

No.	Country	2012	2013	%
1	Croatia	79	138	74.68%
2	Montenegro	67	94	40.30%
3	Macedonia	42	78	85.71%
4	Turkey	37	55	48.65%
5	China	50	54	8.00%
6	Germany	23	48	108.70%
7	Russian Fed.	10	30	200.00%
8	Austria	10	28	180.00%
9	Ukraine	7	18	157.14%
10	Serbia	7	16	128.57%
11	USA	5	15	200.00%
12	Slovenia	7	10	42.86%
13	The Netherlands	1	9	800.00%
14	Sudan	4	8	100.00%
15	Bulgaria	0	7	-
16	Other countries	52	105	101.92%
<b>Total</b>		<b>401</b>	<b>713</b>	<b>77.81%</b>

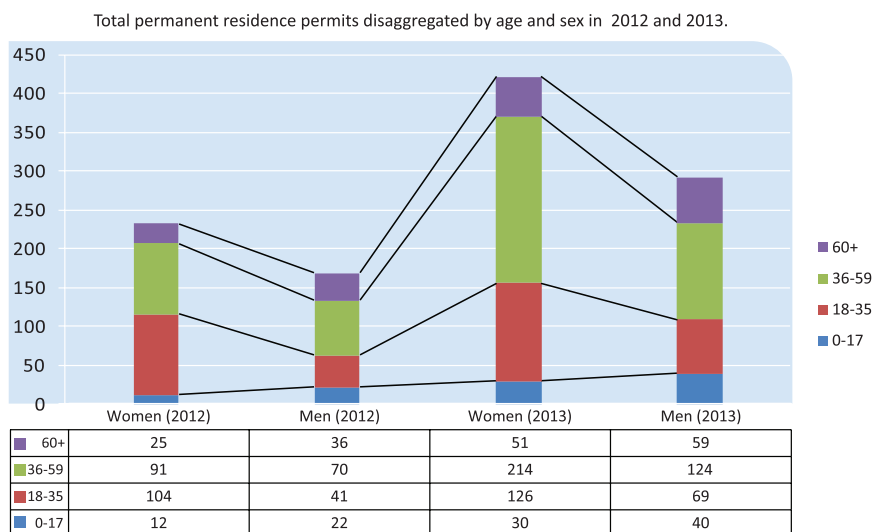
**Graphic overview of issued permanent residence permits in 2012 and 2013 disaggregated by country**


The majority of permanent residence permits in BiH in 2012 and 2013 were issued to nationals of Croatia, Montenegro, Macedonia, Turkey and China.

An analysis of issued permanent residence permits shows that a very small percentage of these permits were issued to nationals of the Republic of Serbia, while they account for the greatest percentage of granted/renewed temporary residence permits. Namely, the Agreement on Dual Citizenship between Bosnia and Herzegovina and the Republic of Serbia enables citizens of the Republic of Serbia to fulfil the requirements for BiH citizenship more easily than those for permanent residence, which is why the percentage of permanent residence permits issued to citizens of the Republic of Serbia is exceptionally small.

In order to define the profile of foreign nationals that submitted applications and were granted permanent residence permits in BiH in 2013, we present sex and age structure that shows how there were less women than men in the above 60 age group (51 women and 59 men) as well as in the 0 to 17 age group (30 women and 40 men), while there were

less men than women in the 36 to 59 age group (126 women and 69 men). Within the total number of permanent residence permits issued in 2013, 421 or 59.05% were issued to women, and 292 or 40.95% were issued to men, which is an almost identical ratio to those in preceding years.



#### 4. Illegal Migration and Measures Undertaken against Foreign Nationals

According to the 2013 Report of the Service for Foreigner's Affairs, this Service inspected natural and legal persons providing accommodation to foreign nationals, tourist agencies, educational institutions, companies and institutions that employ foreign nationals on the basis of work permits, companies founded by foreign nationals, as well as inspecting addresses of residences and changes of address.<sup>11</sup> These inspections are one way to discover illegal immigrants in BiH and lead to measures undertaken against foreign nationals.

The Service for Foreigner's Affairs has recognised and as an important segment introduced the carrying out of operational checks in the field in order to establish the facts if there are grounds for the filed applications for approval/renewal of temporary residence as an extremely important segment in counteracting irregular migration, especially concerning attempts of certain abuses in the sense of entering into a marriage or common-law marriage with a BIH citizen out of interest in order to realize the right to stay and to take the BIH citizenship thereafter, as well as discovering attempts of regulating residence based on work permit in fictitious companies and similar.

Measures undertaken against foreign nationals upon discovery of illegal residence include: revocation of non-visa or temporary residence, revocation of permanent residence, revocation of non-visa or temporary residence and deportation, decision on deportation, placing the foreign national under surveillance, and forcible removal of

11 Service for Foreigners' Affairs of BiH. "Report on Activities for the Period from 1 January 2013 to 31 December 2013" Sarajevo, January 2014, p.14

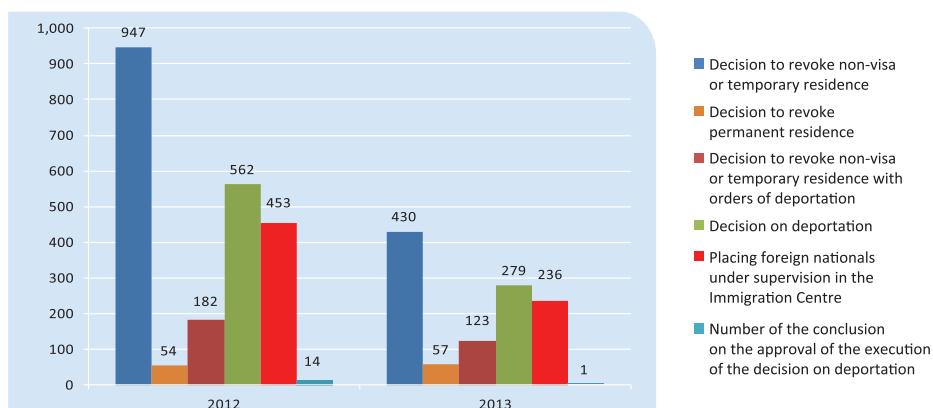
foreign nationals from BiH by making a conclusion on the approval of the execution of the decision on deportation.

We present the comparative data on measures undertaken against foreign nationals in 2012 and 2013 disaggregated by type of measure undertaken against foreign nationals in BiH.

**Table 17. Number of measures undertaken in 2012 and 2013 disaggregated by type of measure**

No.	Type of Measure	2012	2013	%(2013/2012)
1	Decision to revoke non-visa or temporary residence	947	430	-54.59%
2	Decision to revoke permanent residence	54	57	5.55%
3	Decision to revoke non-visa or temporary residence with orders of deportation	182	123	-32.42%
4	Decision on deportation	562	279	-50.35%
5	Decision on placing foreign nationals under supervision in the Immigration Centre	453	236	-47.90%
6	Number of the conclusion on the approval of the execution of the decision on deportation	14	1	-92.86%

**Graphic overview of measures undertaken in 2012 and 2013 disaggregated by type of measure**



The presented data show that the number of measures undertaken against foreign nationals in 2013 is significantly lower than in 2012, amounting to 49.14%. The number of measures undertaken against foreign nationals in the past two years is the result of continued operative activities by inspectors for foreign nationals on gathering intelligence and information on the organisers of illegal transfers and smuggling of person, the routes of illegal migrants, and the timely sharing of information with other law enforcement agencies resulting in criminal prosecution of persons involved in illegal transfer and smuggling of foreign nationals, thus reducing the number of illegal entries into BiH by foreign nationals. Also, increased activities by law enforcement agencies on preventing and combating irregular migration, as well as prosecuting persons involve in such crimes has made the flow and routes of irregular migrations circumnavigate the area of BiH opting instead to go through Serbia towards Hungary and further on to the countries of Western Europe.

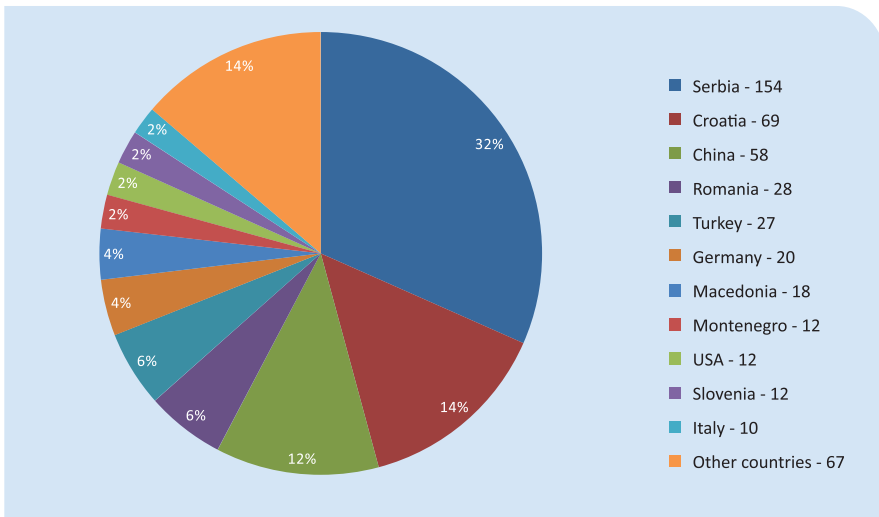
Also, according to the 2013 Report on the Activities of the Service for Foreigners' Affairs, "during 2013 the Service initiated planned activities of inspection of foreign nationals on the grounds of education throughout BiH, due to the fact that gathered intelligence indicate that a large number of foreign nationals are educated in BiH, predominantly those from the neighbouring countries, without residence status regulated in accordance with the Law. Measures and actions undertaken by Field Offices and inspectors for foreign nationals resulted in discovering foreign nationals without regulated residence status, which led to substantial increase of revocation of non-visa residence, mostly by the Field Office Sarajevo, which is why a decrease in the number of undertaken measures of revocation of non-visa residence in 2013 is evident."<sup>12</sup>

#### 4.1. Revocation of Residence

During 2012, a total of 1,001 residence permits were revoked (947 non-visa or temporary residence permits and 54 permanent residence permits).

During 2013, a total of 487 residence permits were revoked (430 non-visa or temporary residence permits and 57 permanent residence permits), which is a decrease of 51.35% compared to the previous year.

Below is a graphic overview of decisions to revoke non-visa, temporary and permanent residence permits in 2013 disaggregated by nationality of foreign nationals against whom measures were undertaken.



The greatest number of decisions to revoke residence pertains to nationals of Serbia, Croatia and China. Generally speaking, the most frequent grounds for decisions to revoke residence are: "the foreign national does not respect the public order of BiH or undertakes activities violating the security of BiH", followed by "work without a work permit", and "changes in circumstances that constituted the grounds for granting residence to such an extent as to exclude the possibility of granting residence".

12 Service for Foreigners' Affairs of BiH. "Report on Activities for the Period from 1 January 2013 to 31 December 2013" Sarajevo, January 2014, p. 17



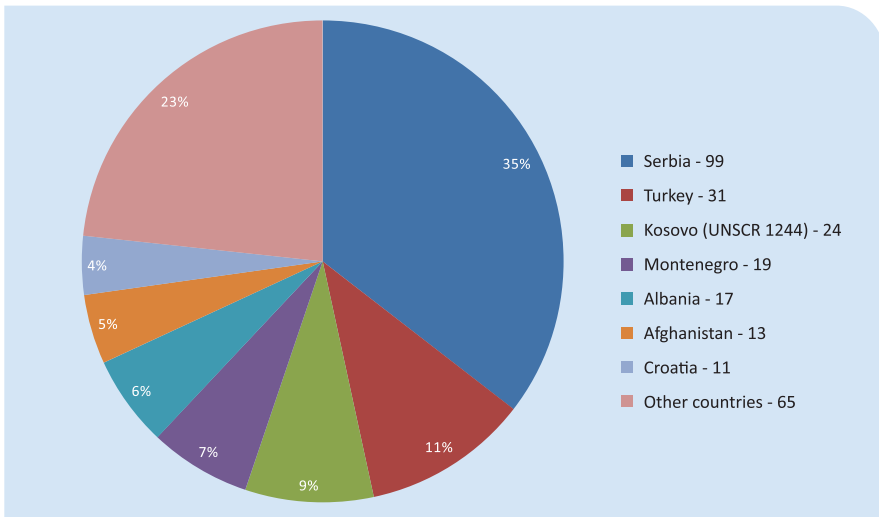
## 4.2. Orders of deportation

During 2012, a total of 562 orders of deportation were pronounced, while their number in 2013 amounted to 279, indicating a decrease of 50.35%.

Also, in 2013, 123 decisions to revoke non-visa and temporary residence permits were issued with additional measure of deportation, and in 2012 the number of such measures was 182, which is a decrease of 32.42%.

Deportation orders were issued against foreign nationals mostly because they had violated regulations on crossing the state border or remained in BiH past expiration of the visa or granted residence, persons admitted based on readmission agreements, persons convicted of crimes, persons whose residence permits had been revoked but who failed to voluntarily leave the country within the prescribed deadline, and for other reasons. The measure of deportation also prohibits the entry of foreign nationals into Bosnia and Herzegovina in the period of 1 to 5 years.

Below is a graphic overview of deportation orders issued in 2013 disaggregated by nationality of foreign nationals against whom measures were undertaken.



## 4.3. Placing Foreign Nationals under Supervision

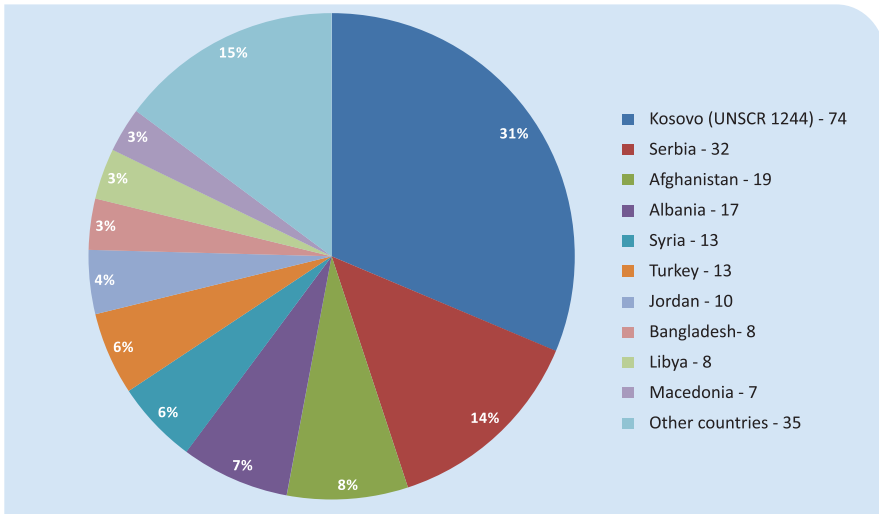
Placing foreign nationals under supervision is a measure based on the provisions stipulated by the Law on the Movement and Stay of Aliens and Asylum whereby a decision is issued to place the foreign national under supervision and the foreign national is removed to the Immigration Centre. The Immigration Centre run by the Service for Foreigners' Affairs had an initial capacity of 40 beds when it began operations on 30 June 2008, enabling the implementation of measure to place foreign nationals under supervision. The new Immigration Centre building with 80 beds was opened on 23 November 2009. Having opened a new solid-building facility, the accommodation capacity of the Immigration Centre was extended to 120 beds. The operation of the Immigration Centre created

important preconditions for a secure system of deporting foreign nationals from the country by providing the Service for Foreigners' Affairs with the possibility of placing foreign nationals with irregular residence in BiH under supervision until their removal from the country when it is apparent that the foreign national will not leave the country voluntarily or has been admitted on the basis of readmission agreement, or is a threat to the public order or national security in BiH.

During 2012, a total of 453 foreign nationals were placed under supervision at the Immigration Centre. The majority of irregular migrants were nationals of: Serbia followed by Afghanistan, Somalia, Turkey, Syria, Algeria and Pakistan. Also, during 2012, 67 persons were placed under supervision in their place of residence.

During 2013, a total of 236 foreign nationals were placed under supervision at the Immigration Centre, which represents a substantial decrease of 47.90%. The majority of illegal migrants were nationals of: Kosovo (UNSCR 1244), Serbia followed by Afghanistan, Albania, Syria, Turkey and Jordan. Also, during 2013, 38 persons were placed under supervision in their place of residence.

Below is a graphic overview of decision to place a foreign national under supervision at the Immigration Centre issued in 2013 disaggregated by the nationality of the foreign nationals against whom the measure was undertaken.



According to the Report of the Service for Foreigners' Affairs "of the total number of persons placed in the Centre in 2013, 53 persons were placed in the Immigration Centre based on readmission agreement, and additional 15 persons were transferred from correctional facilities to be handed to their countries of origin having undergone appropriate procedures and checks"<sup>13</sup>

13 Service for Foreigners' Affairs of BiH. "Report on Activities for the Period from 1 January 2013 to 31 December 2013" Sarajevo, January 2014, p.26

Also, according to the same Report of the Service for Foreigners' Affairs, "38 persons were returned voluntarily, and 117 persons (12 of that minors) were handed over based on the Readmission agreement: based on the Agreement between the Council of Ministers of BiH and the Council of Ministers of the Republic of Serbia on the return and readmission of persons whose entry or residence is illegal 45 persons (6 of which were minors), followed by 68 persons (6 of that minors) based on the Agreement between the Council of Ministers of BiH and the Government of Montenegro on the return and readmission of persons whose entry or stay is illegal, and 4 persons based on the Agreement between the Council of Ministers of BiH and the Government of the Republic of Croatia on the return and readmission of persons whose entry or stay is illegal."<sup>14</sup>

#### 4.4. Forcible Removal of Foreign Nationals from BiH

Removal of foreign nationals from BiH is a measure undertaken by the Service for Foreigners' Affairs in cases when a foreign national issued with an executable order to leave BiH fails to leave BiH voluntarily within the deadline provided in the order for voluntary return. This measure entails the forcible removal of such foreign nationals from BiH.

According to the data from the report of the Service for Foreigner's Affairs, during 2012, 14 conclusions on the approval of execution of decisions on deportation were made, and in 2013, a conclusion on the approval of execution of a decision on deportation was made for only one foreigner. This low number of forcible removals results from decisions by foreign nationals to voluntarily leave BiH of their own accord. Presented indicators show that voluntary return to the country of one's origin is promoted and conducted as a more humane and effective procedure compared to forcible removal. Removal of foreign nationals is easier, quicker and more cost effective if readmission agreements are available, meaning that Bosnia and Herzegovina must have a readmission agreement with the country to which the foreign national is being removed and the agreement must have come into force.

### 5. Return of Irregular Migrants

The Return of irregular migrants section provides information and analysis of basis parameters in the fields of:

- ◊ Voluntary return of BiH nationals with the assistance and help of the International Organisation for Migration (IOM),
- ◊ Voluntary return of foreign nationals from BiH to countries of their origin with the help of IOM,
- ◊ Voluntary return of foreigners from BIH to countries of origin with the assistance of the Service for Foreigners' Affairs,
- ◊ Readmission and return based on readmission agreements,
- ◊ Independent voluntary return of foreign nationals from BiH.

14 Service for Foreigners' Affairs of BiH. "Report on Activities for the Period from 1 January 2013 to 31 December 2013" Sarajevo, January 2014, p. 26

## 5.1. Voluntary Return of BiH Nationals to BiH with IOM Assistance

Bosnia and Herzegovina participated in programs of voluntary return of BiH nationals from other countries. Programs of voluntary return were implemented primarily through IOM and IOM is the source of information for this filed.

**Table 18. Total number of BiH nationals returned to BiH with IOM assistance from 2004 to 2013**

Year	2004	2005	2006	2007	2008	2009	2010	2011	2012	2013	UKUPNO
Persons	295	101	54	28	16	73	87	71	88	209	1,022

**Graphic overview of the number of returned BiH nationals with IOM assistance from 2004 to 2013**



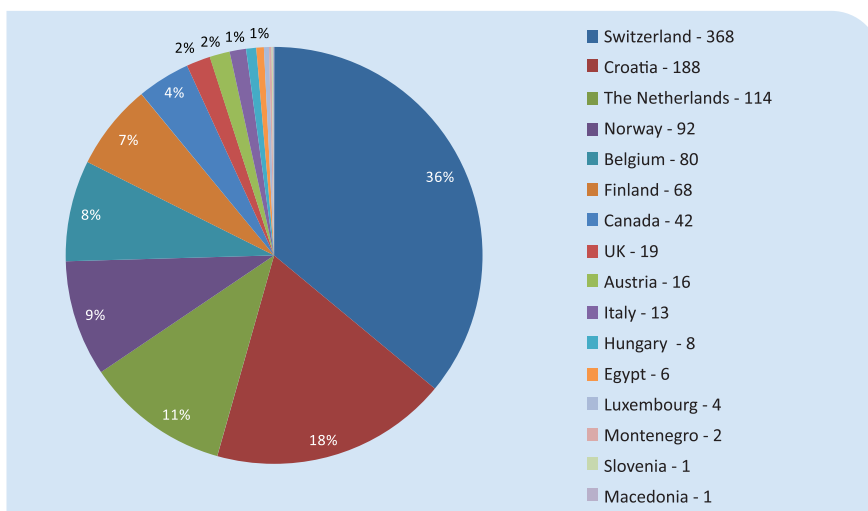
1022 BiH nationals voluntarily returned to Bosnia and Herzegovina with the assistance of IOM programs from 2004 to 2013, and the presented data for the period from 2004 to 2008 show a steady decline in the number of BiH nationals returning to Bosnia and Herzegovina in this manner. Since 2008 this trend has been increasing, and in 2013 there was a significant increase of 137.5% in the number of returned BiH nationals.

**Table 19. Number of BiH nationals who voluntarily returned with IOM assistance**

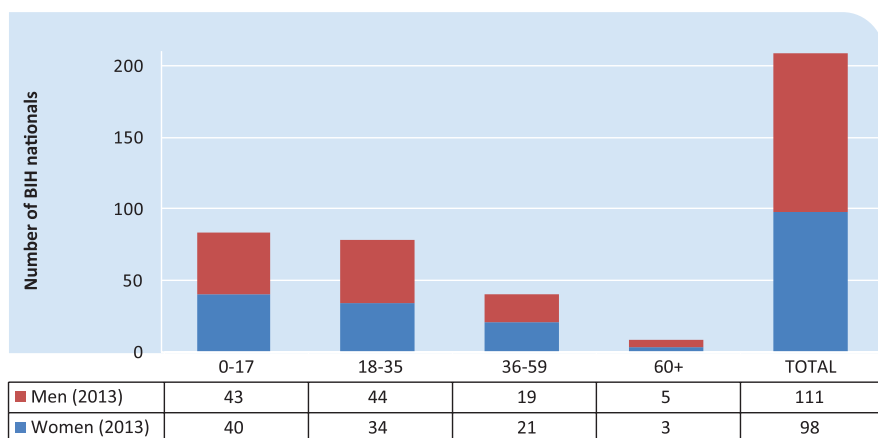
No.	COUNTRY	2004	2005	2006	2007	2008	2009	2010	2011	2012	2013	Total
1	Switzerland	35	57	27	15	7	56	76	33	28	34	368
2	Croatia	185	-	1	-	2	-	-	-	-	-	188
3	The Netherlands	25	8	4	-	-	-	-	-	16	61	114
4	Norway	41	18	1	12	4	1	1	7	-	7	92
5	Belgium	4	-	2	1	-	5	2	20	5	41	80
6	Finland	1	4	3	-	-	8	4	4	19	25	68
7	Canada	-	-	-	-	-	-	-	-	18	24	42
8	UK	3	6	9	-	1	-	-	-	-	-	19
9	Austria	-	1	1	-	-	-	-	-	1	13	16
10	Italy	1	6	2	-	1	-	-	-	-	3	13
11	Hungary	-	1	2	-	-	-	3	1	1	-	8
12	Egypt	-	-	-	-	-	-	-	6	-	-	6
13	Luxembourg	-	-	-	-	-	3	1	-	-	-	4
14	Montenegro	-	-	2	-	-	-	-	-	-	-	2
15	Slovenia	-	-	-	-	-	-	-	-	-	1	1
16	Macedonia	-	-	-	-	1	-	-	-	-	-	1
	<b>Total</b>	<b>295</b>	<b>101</b>	<b>54</b>	<b>28</b>	<b>16</b>	<b>73</b>	<b>87</b>	<b>71</b>	<b>88</b>	<b>209</b>	<b>1,022</b>

An analysis of the above data by country from which BiH nationals have voluntarily returned to BiH with the assistance of IOM from 2004 to 2013 shows that the majority of returns took place from Switzerland (36%), followed by Croatia (18%), The Netherlands (11%), Norway (9%), (8%), Belgium (8%), Finland (7%), Canada (4%), while such returns from all other countries accounted for 7%. Most returns of BiH nationals in 2013 were registered from the Netherlands (29%).

**Graphic overview of number of BiH nationals who voluntarily returned from 2004 to 2013 disaggregated by country from which they returned**



### Graphic overview of number BiH nationals returning with IOM assistance in 2013 disaggregated by age and sex



In 2013, 209 BiH nationals voluntarily returned to BiH, 111 of those men and 98 women. The majority of persons under this program were from the below 35 age group.

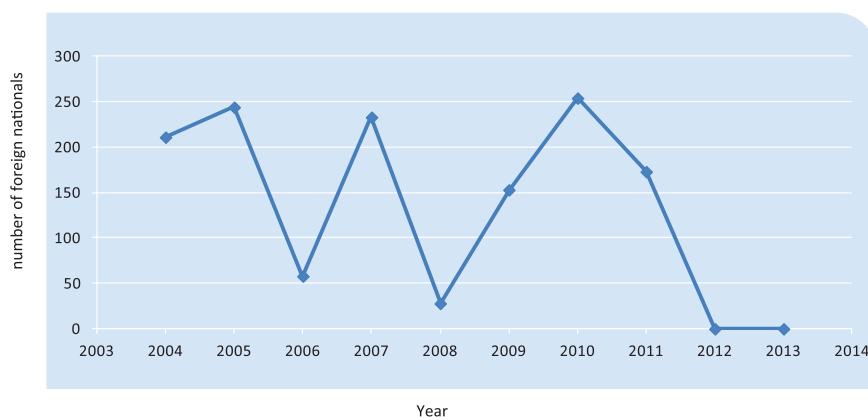
## 5.2. Voluntary Return of Foreign Nationals from BiH to Countries of Origin with IOM Assistance

Legislation in the field of immigration and asylum and all administrative procedures dealing with status issues of foreign nationals in BiH, in cases when a foreign national needs to leave BiH, sets a deadline for the voluntary implementation of the decision. In cases when foreign nationals wish to leave BiH voluntarily, but lack the means to do so, they can use IOM assistance and implement their return under the “Assisted Voluntary Return” programme (hereinafter: AVR) implemented by IOM.

**Table 20. Total number of foreign nationals who returned from BiH with IOM assistance from 2004 to 2013**

Year	2004	2005	2006	2007	2008	2009	2010	2011	2012	2013	UKUPNO
Persons	211	244	58	233	28	153	254	173	0	0	1,354

### Graphic overview of number of foreign nationals who returned from BiH with IOM assistance from 2004 to 2013



1,354 foreign nationals were returned from BiH to their countries of origin from 2004 to 2013 through IOM programs. The presented data show that this form of return reached its peak in 2010 when 254 foreign nationals were returned from BiH. During this period a significant decline in the number of returns can be noted in 2006 and 2008. The decline in the number of returns in 2006 was a consequence of the lack in funds for the AVR programme and its implementation procedures under which a foreign national could be returned through AVR programme only if there is clear evidence that the foreign national was attempting to migrate towards Western European countries. The decline in 2008 was a result of a lack of funds for the AVR programme. The number of beneficiaries of the AVR programme increased again in 2009 and 2010, but it needs to be stressed that a decline of approximately 32% was noted in 2011. Due to a lack of funds IOM did not organize a single voluntary return from BiH through the AVR programme in the past two years.

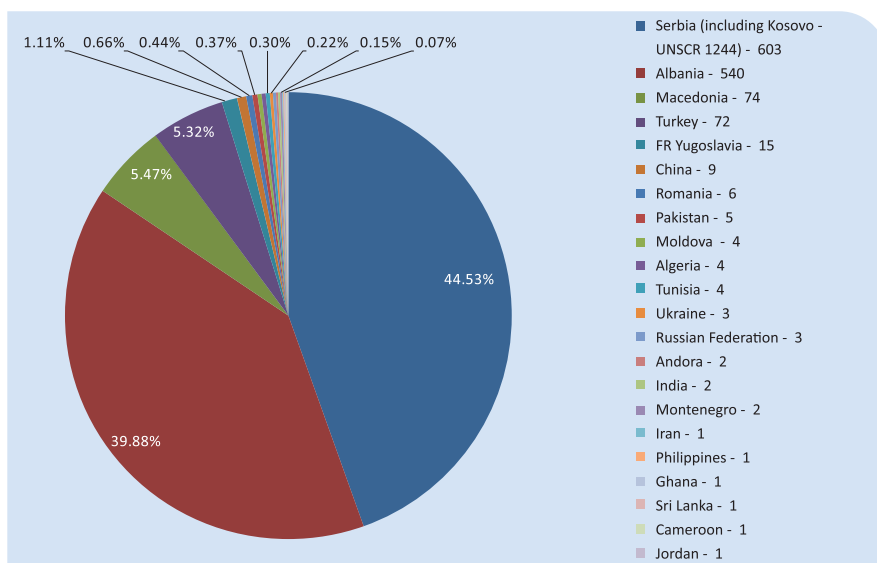
An analysis of the data over the years shows a steady return of nationals of Serbia (including Kosovo – UNSCR 1244), Albania, Macedonia, as well as nationals of Turkey.

**Table 21. Return of foreign nationals from BiH through the AVR programme disaggregated by year and country of return**

No.	COUNTRY	2004	2005	2006	2007	2008	2009	2010	2011	2012	2013	Total
1	Serbia (incl. Kosovo UNSCR 1244)	62	91	36	70	9	68	132	135	-	-	603
2	Albania	106	125	15	136	18	52	84	4	-	-	540
3	Macedonia	19	17	3	11	1	12	11	-	-	-	74
4	Turkey	5	5	2	13	-	10	14	23	-	-	72
5	FR Yugoslavia	9	4	2	-	-	-	-	-	-	-	15
6	China	6	-	-	-	-	1	2	-	-	-	9
7	Romania	3	-	-	-	-	3	-	-	-	-	6
8	Pakistan	-	-	-	-	-	5	-	-	-	-	5
9	Moldova	-	-	-	-	-	1	1	2	-	-	4
10	Algeria	-	-	-	-	-	-	2	2	-	-	4
11	Tunisia	-	-	-	-	-	-	2	2	-	-	4
12	Ukraine	1	-	-	-	-	-	2	-	-	-	3
13	Russian Federation	-	-	-	-	-	1	1	1	-	-	3
14	Andorra	-	2	-	-	-	-	-	-	-	-	2
15	India	-	-	-	2	-	-	-	-	-	-	2
16	Montenegro	-	-	-	-	-	-	1	1	-	-	2
17	Iran	-	-	-	1	-	-	-	-	-	-	1
18	Philippines	-	-	-	-	-	-	-	1	-	-	1
19	Ghana	-	-	-	-	-	-	1	-	-	-	1
20	Sri Lanka	-	-	-	-	-	-	1	-	-	-	1
21	Cameroon	-	-	-	-	-	-	-	1	-	-	1
22	Jordan	-	-	-	-	-	-	-	1	-	-	1
	<b>Total</b>	<b>211</b>	<b>244</b>	<b>58</b>	<b>233</b>	<b>28</b>	<b>153</b>	<b>254</b>	<b>173</b>	<b>0</b>	<b>0</b>	<b>1,354</b>



**Graphic overview of number of returned foreign nationals from BiH from 2004 to 2013 disaggregated by country of return**



### 5.3. Voluntary return of foreign nationals from BiH into their countries of origin with the assistance of the Service for Foreigners' Affairs

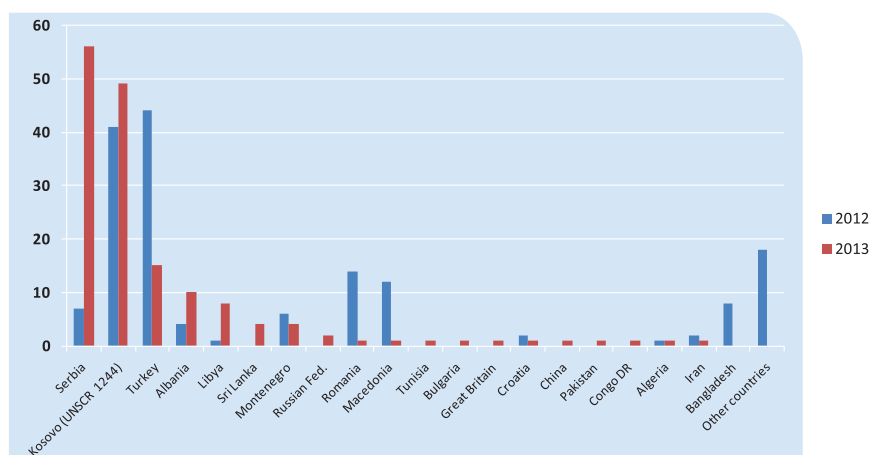
In 2013, the Service for Foreigners' Affairs organised voluntary return when it carried out independent voluntary return of a total of 159 persons. Besides the fact that in the past two years there was no AVR program for the return of foreigners from BiH with the assistance of IOM, it is important to emphasize that the Service for Foreigners' Affairs organised a voluntary return. It carried out a voluntary return of 38 persons in 2013, of which 21 persons were returned via the international border crossing of the Sarajevo Airport. Furthermore, since 10 April 2013, the Service for Foreigners' Affairs has organised the voluntary return of foreigners through the implementation of the project "Prevention of illegal migrations in BiH and the region and voluntary return of illegal migrants", financed by the Government of the Swiss Confederation and the Government of Liechtenstein through the Swiss Development and Cooperation Agency (SDC), where 121 persons were voluntarily returned to their country of origin. In 2012, the Service for Foreigners' Affairs organised voluntary return and carried out the independent voluntary return of 160 persons.

**Table 22. Number of voluntary returns of foreigners from BIH organised by the Service for Foreigners' Affairs in 2012 and 2013 disaggregated by country**

No.	Country	2012	2013
1	Serbia	7	56
2	Kosovo (UNSCR 1244)	41	49
3	Turkey	44	15
4	Albania	4	10
5	Libya	1	8
6	Sri Lanka	-	4
7	Montenegro	6	4
8	Russian Fed.	-	2
9	Romania	14	1
10	Macedonia	12	1
11	Tunisia	-	1
12	Bulgaria	-	1
13	Great Britain	-	1
14	Croatia	2	1
15	China	-	1
16	Pakistan	-	1

No.	Country	2012	2013
17	Congo DR	-	1
18	Algeria	1	1
19	Iran	2	1
20	Bangladesh	8	-
21	Moldova	3	-
22	Slovenia	3	-
23	Germany	2	-
24	France	2	-
25	Lebanon	2	-
26	Ukraine	1	-
27	Canada	1	-
28	Poland	1	-
29	Korea, Republic	1	-
30	The Netherlands	1	-
31	India	1	-
	<b>Total</b>	<b>160</b>	<b>159</b>

Graphic overview of the number of voluntary returns of foreigners from BIH organised by the Service for Foreigners' Affairs in 2012 and 2013



#### 5.4. Admission and Return under Readmission Agreements

Readmission agreements facilitate and expedite the return of nationals of signatory countries who reside with no residence permit in another state that is a party to the readmission agreement. Readmission agreements also facilitate and expedite the return of third country nationals or stateless persons who illegally left from the territory of one signatory to the territory of another signatory.

The Ministry of Security – Sector for Immigration is responsible for the implementation of the admissions of BiH nationals concerning the segment of readmission agreements, i.e. for identity and citizenship checks, while the Service for Foreigners' Affairs is responsible for the admission of third country nationals and stateless persons, as well as return from BiH.

#### 5.4.1. Admission and Return under the Readmission Agreement with Croatia

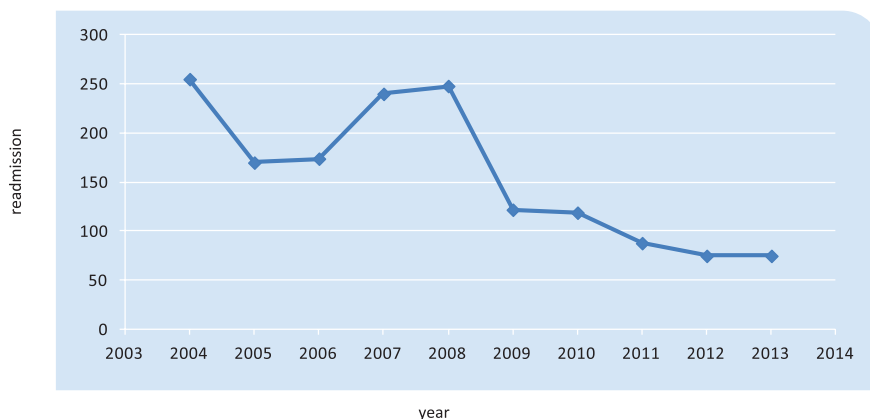
BiH continues to receive most persons under the Readmission Agreement with Croatia, and these persons are either BiH nationals without a residence permit in Croatia or BiH nationals who have been sent back to Croatia “on the same grounds” from other countries, as well as third country nationals or stateless persons who have illegally entered Croatia from BiH.

The Readmission Agreement with Croatia is one of the parameters used to monitor illegal migrations, primarily in the area concerning the admission of third country nationals who, after legally or illegally entering BiH, illegally continued towards Croatia, i.e. Western European countries. In order to illustrate this parameter we shall use figures of the BiH Border Police to show the admission of third country nationals in BiH under the Readmission Agreement with Croatia.

**Table 23. Admission of third country nationals under the Readmission Agreement with Croatia**

Year	2004	2005	2006	2007	2008	2009	2010	2011	2012	2013
Admission of persons in BiH	255	170	174	240	248	122	119	88	75	75

#### Graphic overview of third country nationals under the Readmission Agreement with Croatia



An analysis of trends related to the admission of third country nationals under the Readmission Agreement with Croatia shows a significant drop in 2005 when compared to 2004, in order to increase again in 2008. A comparative analysis of several factors leads to the conclusion that since 2008 there has been a significant drop in the number of readmissions of third country nationals under the Readmission Agreement with Croatia, so it can be concluded that competent BiH authorities have placed the field of immigration under significant control and achieved remarkable results.

BiH Border Police reports have been used as a key source for the summary review of the data for 2012 and 2013.

In accordance with the Readmission Agreement with Croatia, the BiH Border Police provides regular reports on the admission of persons with illegal residence or who have illegally entered Croatia via BiH territory, under the Readmission Agreement with Croatia.

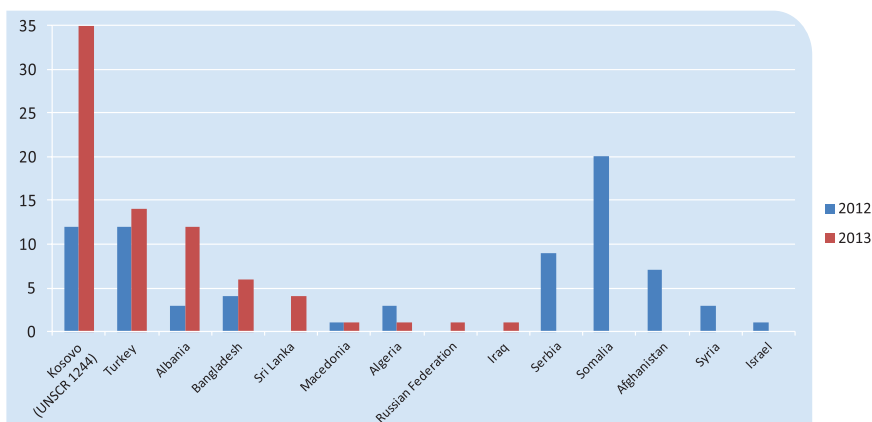
According to data from 2012, 236 were readmitted, 75 of which were foreign nationals and 161 BiH nationals, while BiH handed over 15 persons to Croatia, including 10 nationals of Croatia and 5 nationals of Syria<sup>15</sup>.

The number of readmitted persons in 2013 was 196 (75 of which were foreign nationals and 119 BiH nationals), which compared to the previous year is a decrease of 16.95%.<sup>16</sup> The readmission of 6 foreign nationals into Croatia from BiH was also carried out: 5 nationals of Croatia and one from Kosovo (UNSCR 1244).

**Table 24. Admission of third country nationals under the Readmission Agreement with Croatia for 2012 and 2013**

No.	Country	2012	2013	%
1	Kosovo (UNSCR 1244)	12	35	191.67%
2	Turkey	12	14	16.67%
3	Albania	3	12	300.00%
4	Bangladesh	4	6	50.00%
5	Sri Lanka	-	4	-
6	Macedonia	1	1	0.00%
7	Algeria	3	1	-66.67%
8	Russian Fed.	-	1	-
9	Iraq	-	1	-
10	Serbia	9	-	-100.00%
11	Somalia	20	-	-100.00%
12	Afghanistan	7	-	-100.00%
13	Syria	3	-	-100.00%
14	Israel	1	-	-100.00%
	<b>Total</b>	<b>75</b>	<b>75</b>	<b>0.00%</b>

**Graphic overview of the admission of third country nationals in BiH under the Agreement with Croatia in 2012 and 2013**



15 BiH Border Police. "Report on Activities of the BiH Border Police for 2012". Sarajevo, January 2013, p. 11

16 BiH Border Police. "Report on Activities of the BiH Border Police for 2013". Sarajevo, January 2014, p. 10

An analysis of the presented data shows a significant increase in the admission of nationals of Kosovo (UNSCR 1244), Turkey and Albania in BiH under the Readmission Agreement with Croatia in 2013, but also a significant decrease in the admission of nationals of Somalia, Serbia and Afghanistan. The presented statistical data on readmission and handover of foreign nationals show that BiH is still a transit region from the territory of the Republic of Serbia towards the Republic of Croatia.

#### 5.4.2. Admission and Return under Other Readmission Agreements

The Ministry of Security – Sector for Immigration, which is responsible for the implementation of the admission segment of BiH nationals of readmission agreements, carried out the admission of 492 persons in 2013 under all other readmission agreements. Following identity and BiH citizenship checks, admission was approved for 397 BiH nationals, which is an increase of 24.45% compared to 2012. Admission was denied for 95 persons because they were not BiH nationals. Most admissions of BiH nationals in 2012 and 2013 were carried out under the Readmission Agreement between the BiH Council of Ministers and the Swiss Government (30.45%).

**Table 25. Admission of BiH nationals in 2012 and 2013 under readmission applications**

No.	Country	2012	2013
1	Switzerland	104	114
2	Germany	41	75
3	Belgium	24	70
4	Sweden	14	50
5	Croatia	34	31
6	Austria	15	24
7	Slovenia	1	9
8	France	9	7
9	Spain	4	6
10	Montenegro	-	5
11	Italy	-	3
12	The Netherlands	2	1
13	Serbia	1	1
14	Denmark	-	1
15	Finland	65	-
16	Hungary	5	-
<b>Total</b>		<b>319</b>	<b>397</b>

An analysis of the above data showing that 397 BiH nationals were readmitted under readmission agreements in which identity and BiH citizenship checks were conducted by the Sector for Immigration, coupled with an analysis of data from the Report on Activities of the BiH Border Police in 2013 showing that 1,077 BiH nationals were returned in 2013, of which 865 BiH nationals were admitted under readmission applications<sup>17</sup>, clearly indicates that a significant number of BiH nationals, 1,468 of them, returned to BiH on their own accord, as they were never announced.

Regarding the handover of persons based on readmission agreements, a total of 117 persons were handed over, including 45 persons handed over based on the Agreement between the Council of Minister of BiH and the Serbian Government on the return and readmission of persons whose entry or residence is illegal, 68 persons based on the Agreement between the Council of Ministers of BiH and the Government of Montenegro on the return and readmission of persons whose entry or residence is illegal and 4 based on the Agreement between the Government of the Republic of Croatia and the Council of Ministers of BiH on the return and readmission of persons with illegal residence.<sup>18</sup>

<sup>17</sup> BiH Border Police. "Report on Activities of the BiH Border Police for 2013" Sarajevo, January 2014, p. 12

<sup>18</sup> Service for Foreigners' Affairs of BiH. "Report on Activities for the Period from 1 January 2013 to 31 December 2013" Sarajevo, January 2014, p. 26

## 5.5. Independent Voluntary Return of Foreign Nationals from BiH

We calculate independent voluntary returns of foreign nationals from Bosnia and Herzegovina based on data recorded by the BiH Border Police under “deportations”, which contain information on all foreign nationals who were ordered by the Service for Foreigner’s Affairs to leave Bosnia and Herzegovina and subsequently returned to their countries of origin, as well as data on assisted forcible and voluntary returns.

According to the data of the BiH Border Police, the number of deportations from BiH decreased by 205 persons or 22.78% in 2013 as compared to 2012.<sup>19</sup>

**Table 26. Number of deported foreign nationals in 2012 and 2013**

No.	Country	2012	2013
1	Serbia (incl. Kosovo - UNSCR 1244)	303	319
2	Croatia	74	63
3	Romania	107	38
4	Turkey	58	38
5	Macedonia	26	31
6	Montenegro	34	27
7	Albania	9	20
8	Germany	10	16
9	Libya	3	15
10	Syria	10	15
11	Afghanistan	54	13
12	Morocco	6	8
13	Slovenia	7	8
14	Austria	4	7
15	Italy	5	6
16	China	7	6
17	Hungary	-	5
18	Russian Fed.	1	4
19	Sri Lanka	-	4
20	Switzerland	1	4
21	Ukraine	1	4
22	Great Britain	2	4
23	The Netherlands	4	3
24	Pakistan	36	3
25	Palestine	2	3
26	USA	6	3
27	Algeria	15	2
28	Denmark	-	2
29	Iran	8	2
30	Kyrgyzstan	-	2
31	Brazil	1	1
32	Bulgaria	1	1
33	Eritrea	4	1
34	Finland	-	1
35	Greece	-	1
36	Cameroon	-	1
37	Canada	2	1
38	Kuwait	-	1
39	Congo	-	1
40	Lebanon	2	1
41	Lithuania	-	1
42	Luxembourg	-	1
43	Portugal	-	1
44	Saudi Arabia	2	1
45	Senegal	-	1
46	Slovakia	-	1
47	Sweden	-	1
48	Tunisia	4	1
49	Uganda	-	1
50	No nationality	-	1
51	Bangladesh	12	-
52	Egypt	2	-
53	Ethiopia	1	-
54	France	1	-
55	India	8	-
56	Iraq	1	-
57	South Africa	1	-
58	Korea, Republic	1	-
59	Macau	1	-
60	Moldova	6	-
61	Nepal	1	-
62	Norway	1	-
63	Ivory Coast	1	-
64	Somalia	49	-
65	Sudan	3	-
66	Taiwan	1	-
67	Uzbekistan	1	-
	<b>Total</b>	<b>900</b>	<b>695</b>

<sup>19</sup> BiH Border Police. “Report on Activities of the BiH Border Police for 2013” Sarajevo, January 2014, p. 11

A significant decrease in the number of returns of Romanian, Somalia, Afghan, Turkey, Pakistan, Algerian, Croatian and Montenegrin nationals is evident.

According to the data from the BiH Border Police, in 2013 there were 695 “deportations” of foreign nationals from BiH. As the Service for Foreigners’ Affairs in the same year handed over 117 foreign nationals under readmission agreements, facilitated voluntary return of 159 foreign nationals, 419 voluntary returns of foreign nationals from the territory of Bosnia and Herzegovina were registered.

According to the data from the BiH Border Police, there were 900 “deportations” of foreign nationals from BiH in 2012 and of that number the Service for Foreigners’ Affairs forcibly removed 14 persons and handed over 292 foreigners under readmission agreements, facilitated voluntary return of 160 foreign nationals, while not one foreigner was returned under the AVR program by means of IOM, 434 foreign nationals were registered to having voluntarily left the territory of Bosnia and Herzegovina.

The presented data show that independent voluntary return to the countries of origin of foreign nationals, who have been issued a decision to leave the territory of BiH by the Service for Foreigners’ Affairs, decreased for 3.46 % in 2013 as compared to the same figures from 2012.

It is highly plausible that the number of independent voluntary returns is even bigger due to the fact that there are foreign nationals who are allowed to cross the BiH border with an identification card, but who upon leaving BiH fail to present the ruling ordering them to leave the territory Bosnia and Herzegovina.

## 6. International Protection (Asylum)

UNHCR, acting in accordance with UNHCR procedures, received and decided upon applications for asylum until 30 June 2004.

BiH authorities took control of the international protection (asylum) application process on 1 July 2004. The international protection (asylum) process is now governed by BiH laws. The institution of first instance is the Ministry of Security - Sector for Asylum, whereas the Court of Bosnia and Herzegovina represents the institution of second instance, which deliberates complaints and appeals. In deciding whether an applicant will be granted international protection, the principle of “non-refoulement” is also deliberated upon. Decisions taken by the first instance authority upon application for international protection may be as follows:

- a) The application for international protection (asylum) is approved, and the refugee status of a foreign national is recognised in Bosnia and Herzegovina;
- b) The application for international protection (asylum) is approved, refugee status is not recognised, and the right to subsidiary protection is granted;
- c) The application for international protection (asylum) is rejected and the foreign national is given a deadline by which he/she must leave Bosnia and Herzegovina;
- d) The procedure for international protection (asylum) is ceased and the foreign national is given a deadline by which he/she must leave Bosnia and Herzegovina;
- e) The application for international protection (asylum) is refused and the foreign national is given a deadline by which he/she must leave Bosnia and Herzegovina; or

- f) The application for international protection is refused and it is determined that the foreign national may not be removed from BiH due to provision of Article 91 (“*non-refoulement*” principle) of this Law.

A foreign national who has exhausted all available legal remedies and whose request for international protection/asylum was rejected by a final and binding decision passed in accordance with Article 116 (*Decisions upon the application for international protection*) Items c) and f) terminating the procedure for international protection or rejecting the application for international protection, but who nevertheless cannot be removed from the territory of Bosnia and Herzegovina for the reasons prescribed in Article 91 of this Law (*the principle of “non-refoulement”*), shall come under the authority of the Service for Foreigners’ Affairs. The Service shall issue to the foreigner a temporary residence permit on humanitarian grounds pursuant to Article 54 (*Temporary Residence on Humanitarian Grounds*) paragraph (1) Item d) of this Law. Exceptionally, the Service shall place under surveillance any foreign national who is deemed to pose a threat to the public order, legal order, or peace and security of Bosnia and Herzegovina, in accordance with Articles 98 through 104 of the Law. The Service for Foreigners’ Affairs, in cooperation with the Ministry of Security, other ministries and the Council of Ministers, shall undertake all measures necessary under the law and regulations of Bosnia and Herzegovina and international law towards resolving the final status of such foreign nationals.

In order to identify trends in the field of asylum, we present the data on asylum applications, i.e. requests for international protection (asylum) from 2004 to 2013. Applications for asylum in Bosnia and Herzegovina were submitted to UNHCR until 30 June 2004. During this period 203 individuals applied for asylum in Bosnia and Herzegovina. UNHCR decided upon all applications for asylum in accordance with UNHCR procedures until 2006. From 2004 to 2006, UNHCR recognised refugee status to 211 persons (2004 - 41 persons, 2005 - 163 persons, 2006 - 7 persons)<sup>20</sup>.

From 1 July 2004 to 31 December 2013, the competent authorities of Bosnia and Herzegovina received 599 applications for international protection (asylum) in Bosnia and Herzegovina. Under these 599 applications, 1,323 persons sought asylum in BiH. During this period, competent authorities in Bosnia and Herzegovina recognised refugee status to 10 individuals, and for 57 persons subsidiary protection was granted.

In the past several years UNHCR has also implemented projects moving people to third countries and as a result there were 162 persons with recognised refugee status in BiH at the end of 2013.<sup>21</sup>

In 2013, UNHCR did not have any organised relocation to third countries, and one person with refugee status voluntarily returned to the country of origin (Palestine) with UNHCR assistance.<sup>22</sup>

In accordance with the transfer of competences, 301 persons applied for international protection (asylum) in 2004, and of those 301 asylum seekers, UNHCR received applications from 203 persons while the remaining applications for 98 persons were submitted to the competent authorities of Bosnia and Herzegovina.

20 A total of 390 persons were recognised as having refugee status by UNHCR in the period from 1999 to 30 June 2006.

21 Out of 162 persons with recognized refugee status with residence on the territory of BiH, UNHCR recognized the status for 158, while competent BiH authorities recognized the status for four persons.

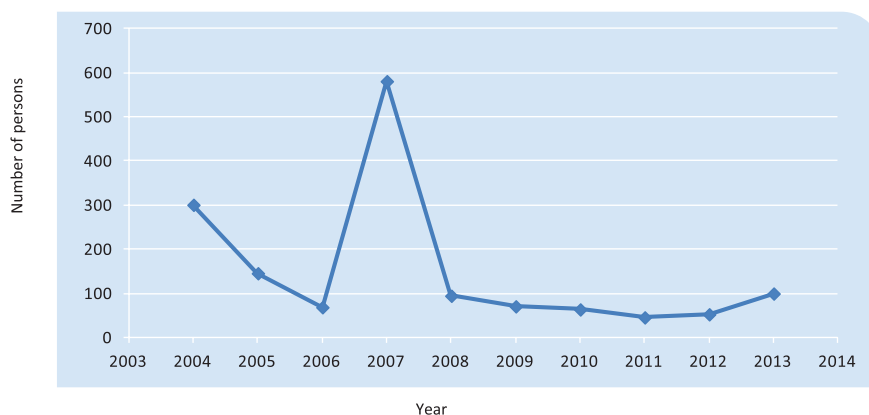
22 UNHCR Annual Report - 2013



**Table 27. Number of persons who applied for international protection (asylum) in BiH from 2004 to 2013**

Year	2004	2005	2006	2007	2008	2009	2010	2011	2012	2013
Persons	301	146	69	581	95	71	64	46	53	100

**Graphic overview of the number of persons who applied for international protection (asylum) in Bosnia and Herzegovina from 2004 to 2013**



Pronounced fluctuations over the years in terms of the number of persons applying for international protection (asylum) in Bosnia and Herzegovina are the result of changes to legislation which defined the status of temporary admission during a massive influx of Serbian nationals.

The trend in submitted applications shows a drop in asylum applications from 2004 to 2007, for this number increased significantly in 2007 as a result of the September 2007 cessation of the temporary admission of Serbian nationals originating from Kosovo.

In these cases, the individuals who lost their status of temporary protection had the opportunity to submit applications for asylum/international protection in Bosnia and Herzegovina, and they used this opportunity in most of the cases.

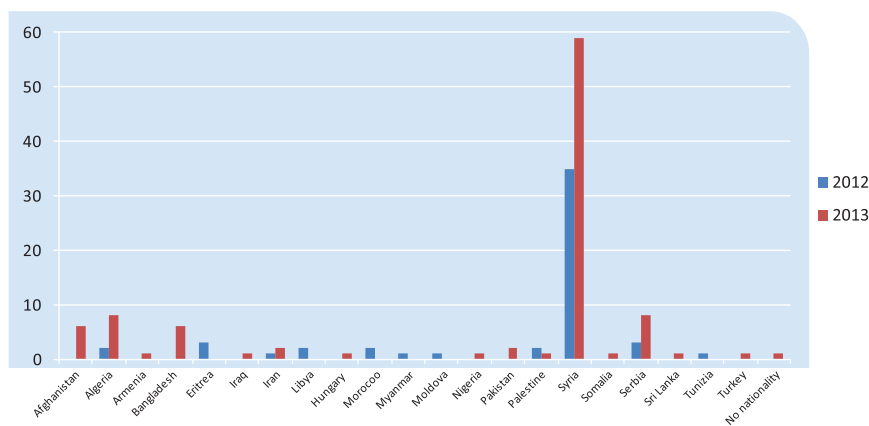
There has been an increase in the number of applications for international protection (asylum) in BiH in 2013 as compared to 2012 (from 40 to 73 applications), whereas the number of persons who applied for international protection (asylum) increased by 88.68% amounting to 100 persons compared to 53 persons in 2012.

For the purpose of analysing the current situation in the field of international protection we bring you data concerning submitted applications for international protection and the number of persons included in these applications during 2012 and 2013.

Table 28. Number of applications (persons) for international protection (asylum) in BiH in 2012 and 2013

ASYLUM		2012		2013		%	
No.	Country	Applications	Persons	Applications	Persons	Applications	Persons
1	Afghanistan	-	-	6	6	-	-
2	Algeria	2	2	8	8	300.00%	300.00%
3	Armenia	-	-	1	1	-	-
4	Bangladesh	-	-	6	6	-	-
5	Eritrea	3	3	-	-	-100.00%	-100.00%
6	Iraq	-	-	1	1	-	-
7	Iran	1	1	2	2	100.00%	100.00%
8	Libya	2	2	-	-	-100.00%	-100.00%
9	Hungary	-	-	1	1	-	-
10	Morocco	2	2	-	-	-100.00%	-100.00%
11	Myanmar	1	1	-	-	-100.00%	-100.00%
12	Moldova	1	1	-	-	-100.00%	-100.00%
13	Nigeria	-	-	1	1	-	-
14	Pakistan	-	-	2	2	-	-
15	Palestine	2	2	1	1	-100.00%	-100.00%
16	Syria	22	35	36	59	63.64%	68.57%
17	Somalia	-	-	1	1	-	-
18	Serbia	3	3	4	8	33.33%	166.67%
19	Sri Lanka	-	-	1	1	-	-
20	Tunisia	1	1	-	-	-100.00%	-100.00%
21	Turkey	-	-	1	1	-	-
22	No nationality	-	-	1	1	-	-
	<b>Total</b>	<b>40</b>	<b>53</b>	<b>73</b>	<b>100</b>	<b>82.50%</b>	<b>88.68%</b>

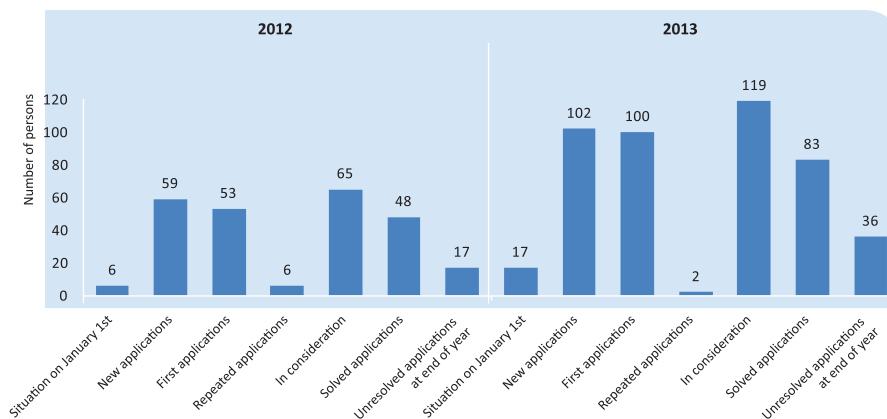
Graphic overview of the number of persons who applied for international protection (asylum) in BiH in 2012 and 2013



In 2013, as was the case in 2012, most of the international protection (asylum) seekers were nationals of Syrian Arab Republic (36 applications for 59 persons).

Applications for international protection coming from other countries were individual, except for asylum seekers from the Republic of Serbia (4 applications for 8 persons).

6 applications for international protection (asylum) concerning unaccompanied minors were recorded in 2013 (three persons from Afghanistan, two from Algeria and one from the Syrian Arab Republic).



In 2012, out of 38 decisions 1 application for 2 persons was withdrawn, while in 2013, out of 60 decisions 8 applications for 17 persons were withdrawn.

For the purpose of a precise analysis of the current situation in the area of international protection, we present, along with a brief analysis, comparative data on submitted applications and decisions in 2012 and 2013 disaggregated by number of persons.

According to the data from the Ministry of Security – Sector for Asylum, a total of 40 applications for international protection for 53 persons were submitted in BiH in 2012. A total of 51 applications for 65 persons were under consideration (taking into account unresolved cases from the previous years – 6 applications for 6 persons, as well as repeated 5 requests for 6 persons). As to the structure of submitted applications in 2012, of the total number of these applications for international protection 53 persons were subject of deciding upon for the first time and 5 applications for 6 persons were repeated. During 2012, 8 applications for 8 persons were refused, while the procedure concerning 15 applications for 16 persons was ceased, and there were no rejected applications. At the end of 2012, 13 applications for 17 persons remained unresolved.

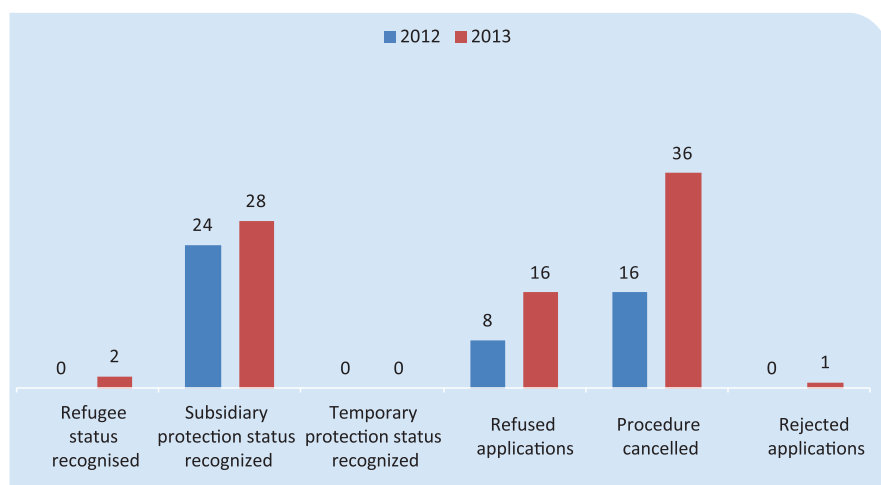
In 2012, the main reason for rejecting applications for international protection (8 applications for 8 persons) was the lack of grounds under Article 110, Paragraph 1 of the Law on Movement and Stay of Aliens and Asylum, according to which such applications were not founded on reasons providing a basis for recognising the status of international protection. There were 7 such applications (87.5%) in 2012. The next reason for rejecting applications was “an obvious deception or abuse of process” by a total of one asylum seeker (12.5%).

In 2012, 15 applications for 16 persons were ceased for the following reasons: the applicants left or attempted to leave BiH (14 applications for 14 persons) and reasons prescribed by the Law on Administrative Procedure (1 application for 2 persons).

Taking into account unresolved applications from the previous years together with new applications submitted in 2012, which amounts to 51 applications for 65 persons, the majority of applications were by nationals of the Syrian Arab Republic (55.38% of the total number of asylum seekers), as a consequence of war in that country. As to above mention 65 persons, we present the sex and age structure of the persons seeking international protection (asylum). There were 20 women (30.77%) and 45 men (69.23%). Age structure shows that the majority of the persons falls in the 18 to 35 age group (29 persons or 44.62% of the total number of asylum seekers), followed by the 36 to 59 age group (21 persons or 32.31%), and the 0 to 17 age group (10 persons or 15.38%), and in the above 60 age group (5 persons or 7.69%).

According to the data from the Ministry of Security – Sector for Asylum, a total of 73 applications for international protection for 100 persons were submitted in BiH in 2013. A total of 88 applications 119 persons were under consideration (taking into account unresolved cases from the previous years – 13 applications for 17 persons, as well as 2 repeated applications for 2 persons). During the previous year the status of subsidiary protection was recognized in 14 cases for 28 persons, and refugee status was granted for two applications for two persons, and 16 applications for 16 persons were refused, and procedure was ceased with 27 applications for 36 persons, and 1 application for 1 person was rejected. As a result, 28 applications for 36 persons remained unresolved at the end of 2013.

Overview of decisions on asylum (consolidated first-instance and final decisions)



The main reason for rejecting applications for international protection (16 applications for 16 persons) was the lack of grounds under Article 110, Paragraph 1 of the Law on Movement and Stay of Aliens and Asylum, according to which such applications were not founded on reasons providing a basis for recognising the status of international protection. There were 11 such applications (68.75%) last year. The next reason for rejecting applications was “an obvious deception or abuse of process” by asylum seekers, of which two cases for two persons were recorded (12.5%). Other reasons for rejecting an international protection application are: the application is based on economic reasons (one application for one person), the application is contradictory, unbelievable and inconsistent (one application for one person) and reasons for exclusion of the application of international protection (one application for one person)

In 2013, 27 applications for 36 persons were ceased for the following reasons: left or attempted to leave BiH (19 applications for 19 persons) and reasons prescribed by the Law on Administrative Procedure (1 application for 1 person), and one application filed by a BiH citizen (one application for one person).

Taking into account unresolved applications from the previous years, as well as new applications from 2013, which amounts to 88 applications for 119 persons, most applications by far were submitted by the nationals of Syrian Arab Republic (48.86% of the total number of asylum seekers), as a result of the war in this country. Here are the figures concerning the sex and age structure for the 119 persons mentioned above. There were 34 women (28.57%) and 85 men (71.43%) are among these applications. The age structure of these individuals shows that in most cases they are from the 18 to 35 age group (65 persons or 54.62% of all asylum seekers), followed by those from the 0 to 17 age group (30 persons or 25.21%), followed by those from the 36 to 59 age group (19 persons or 15.97%), and finally those from the above 60 age group (5 persons or 4.20%).

If we consider applications for international protection received in 2013 (73 applications for 100 persons), it is evident that most of them were submitted the nationals of Syrian Arab Republic (59%).

The sex and age structure of the new applications received in 2013 shows that there were 27 women (27%) and 73 men (73%). The dominant age group was that of 18 to 35 (55 persons or 55%), followed by the age group of 0 to 17 (27 persons or 27%), followed by the age group of 36 to 59 (14 persons or 14%), and finally the above 60 age group (4 persons or 4%).

## 7. Work Permits Issued to Foreign Nationals

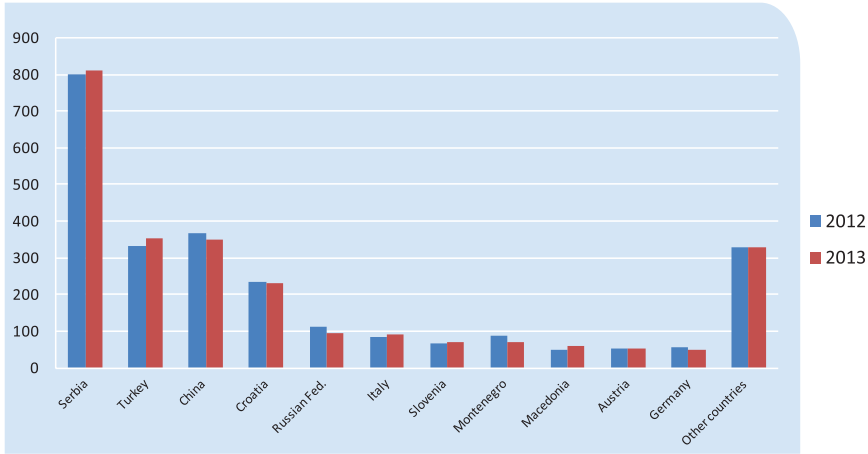
According to the data obtained from the Labour and Employment Agency of Bosnia and Herzegovina, and on the basis of data received from the relevant entity employment services and the Employment Service of Brcko District, 2,573 work permits were issued to foreign nationals in 2012 and 2,563 in 2013, representing a slight decrease of 0.39%. The data on work permits issued to foreign nationals, disaggregated by nationality and qualification structure of foreign nationals is given below.

**Table 29. Work permits issued to foreign nationals in 2012 and 2013 disaggregated by nationality**

No.	Nationality	2012	2013	%
1	Serbia	800	809	1.13%
2	Turkey	333	354	6.31%
3	China	368	350	-4.89%
4	Croatia	234	231	-1.28%
5	Russian Fed.	113	96	-15.04%
6	Italy	85	92	8.24%
7	Slovenia	67	71	5.97%
8	Montenegro	86	70	-18.60%
9	Macedonia	48	60	25.00%
10	Austria	54	51	-5.56%
11	Germany	57	49	-14.04%
12	Other countries	328	330	0.61%
<b>Total</b>		<b>2,573</b>	<b>2,563</b>	<b>-0.39%</b>

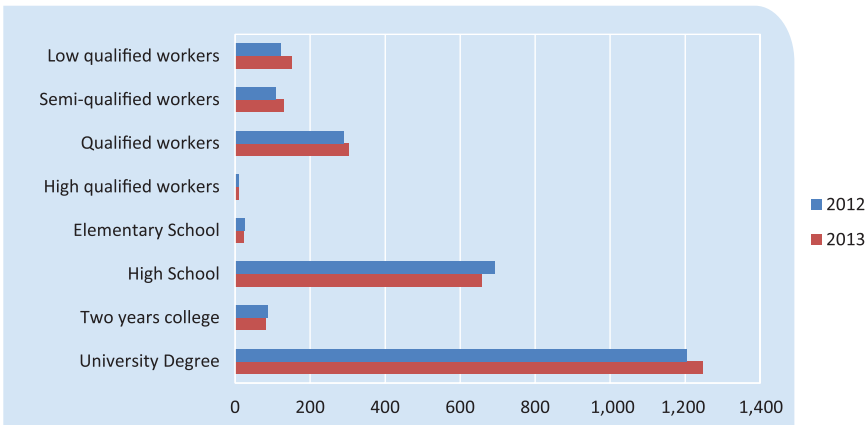
The majority of foreign nationals with work permits in Bosnia and Herzegovina are nationals of Serbia. They are followed by the nationals of Turkey, China, Croatia, the Russian Federation, Italy, Slovenia, Montenegro, Austria and Germany. A decrease for most of the presented countries related to the issuance of work permits in BiH can be observed in 2013 as compared to 2012. It is also possible to notice an increase in the number of work permits issued to the nationals of Serbia, Turkey, Italy, Slovenia and Macedonia.

Work permits issued to foreign nationals, disaggregated by nationalities



The data regarding the qualification structure of foreign nationals who were issued work permits in 2013 show that the majority of them have a university degree (47.17%), followed by those with secondary education (25.71%), and qualified workers (11.86%), which is almost the same case as in 2012.

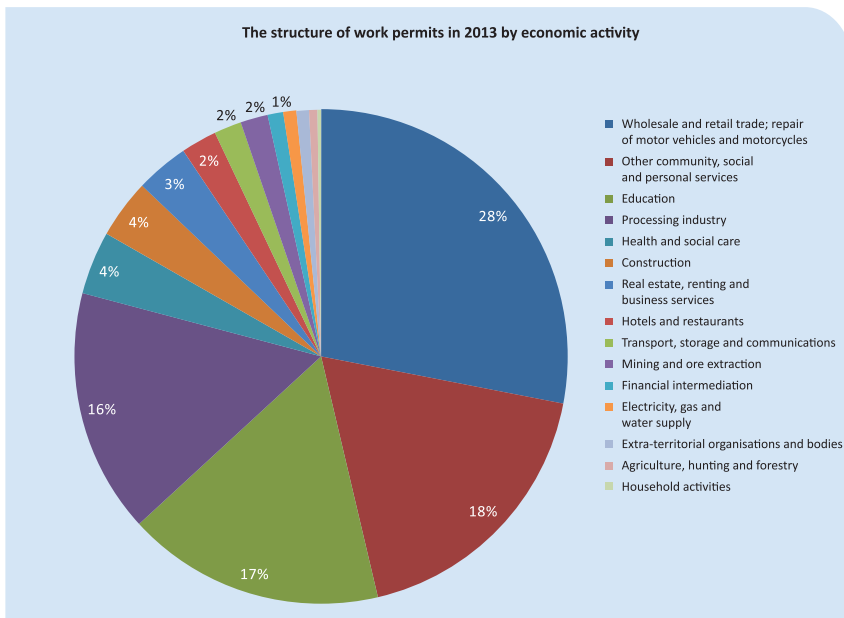
The qualification structure of persons with work permits



Most work permits were issued for the following fields of work in 2013: trade 719 (28%), other community, social and personal service activities 468 (18%), education 432 (17%), and processing industry 409 (16%).

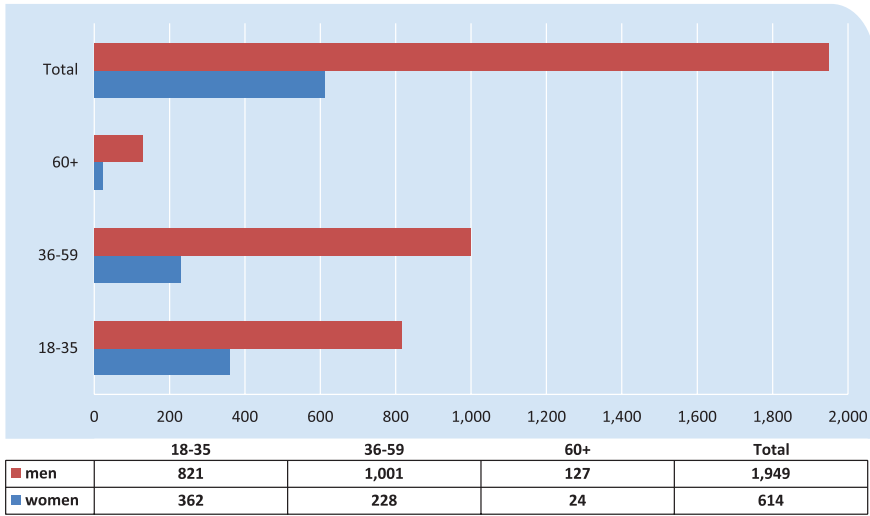
**Table 30. Structure of work permits in 2013 disaggregated by economic activity**

ACTIVITY	2013
Wholesale and retail trade; repair of motor vehicles and motorcycles	719
Other community, social and personal services	468
Education	432
Processing industry	409
Health and social care	106
Construction	99
Real estate, renting and business services	89
Hotels and restaurants	60
Transport, storage and communications	46
Mining and ore extraction	46
Financial intermediation	26
Electricity, gas and water supply	22
Extra-territorial organisations and bodies	21
Agriculture, hunting and forestry	14
Household activities	6
<b>TOTAL</b>	<b>2,563</b>



Of all work permits issued in 2013, 614 (23.96%) were issued to women and 1,949 (76.04%) to men, which is a ratio approximate to the one in 2012. Most work permits issued in 2013, a total of 1,001 (39.06%), were issued to men from the 36 to 59 age group.

Work permits in 2013, disaggregated by age and sex



## 8. Acquiring BiH Citizenship

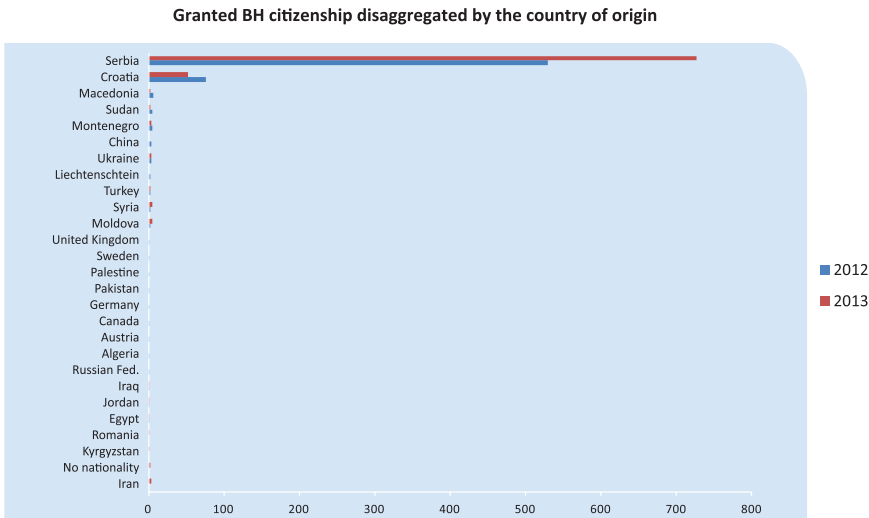
The Ministry of Civil Affairs, which is responsible for providing consent for granting BiH citizenship, requested competent entity level ministries to submit statistics on the number of people who were granted BiH citizenship by way of naturalisation or implementation of international treaties on dual citizenship. The FBiH Ministry of Interior and the RS Ministry of Administration and Local Self-Governance submitted the requested data, disaggregated by country of origin, sex and age of the people who acquired BiH citizenship in 2012 and 2013. The submitted figures were analysed and disaggregated by year.

**Table 31. Number of persons granted BiH citizenship in 2012 and 2013 disaggregated by country of origin**

No.	Previous citizenship	2012	2013
1	Serbia	727	529
2	Croatia	53	76
3	Macedonia	3	6
4	Montenegro	4	5
5	Sudan	2	5
6	Ukraine	4	4
7	China	-	4
8	Moldova	5	2
9	Syria	5	2
10	Turkey	3	2
11	Liechtenstein	-	2
12	Egypt	1	1
13	Jordan	1	1
14	Iraq	1	1

No.	Previous citizenship	2012	2013
15	Russian Fed.	-	1
16	Algeria	-	1
17	Austria	-	1
18	Canada	-	1
19	Germany	-	1
20	Pakistan	-	1
21	Palestine	-	1
22	Sweden	-	1
23	United Kingdom	-	1
24	Iran	4	-
25	No nationality	2	-
26	Kyrgyzstan	1	-
27	Romania	1	-
	<b>Total</b>	<b>817</b>	<b>649</b>





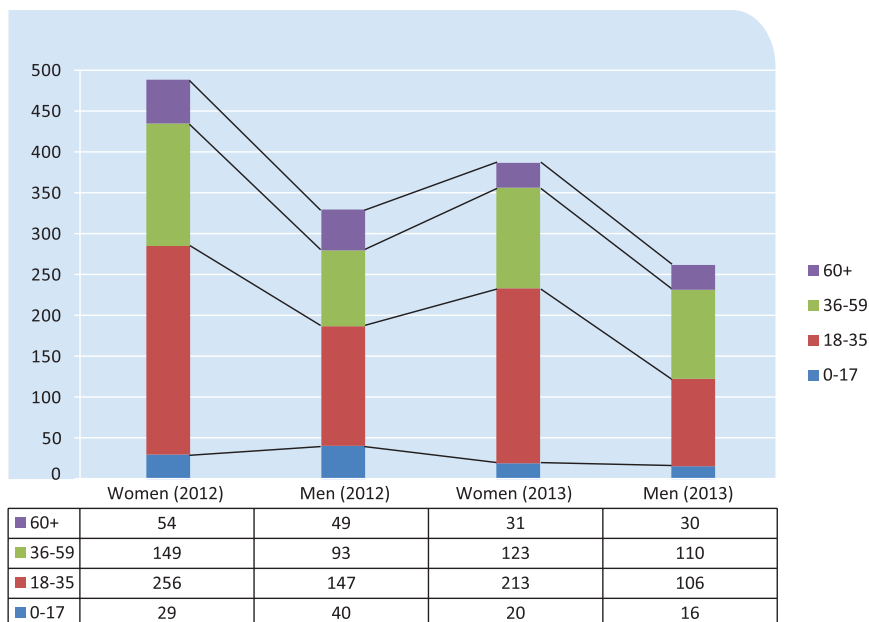
The majority of people who were granted BiH citizenship in the past two years originate from Serbia and Croatia.

In 2012, 817 persons were granted BiH citizenship, 700 of them based on the Dual Citizenship Agreement between Bosnia and Herzegovina and Serbia. In 2012, 449 persons acquired BiH citizenship and FBiH citizenship, 406 of them based on the Dual Citizenship Agreement between Bosnia and Herzegovina and Serbia; while 368 acquired BiH citizenship and RS citizenship in 2012, 294 of them based on the Dual Citizenship Agreement between Bosnia and Herzegovina and Serbia, and 31 persons based on the Dual Citizenship Agreement between Bosnia and Herzegovina and Croatia.

A total of 649 foreign nationals were granted BiH citizenship in 2013, which is 20.56% less than compared to 2012. Of that number, 523 persons were granted BiH citizenship based on the Dual Citizenship Agreement between Bosnia and Herzegovina and Serbia. In 2013, 327 persons were granted BiH and FBiH citizenship, 280 of them based on the Dual Citizenship Agreement between Bosnia and Herzegovina and Serbia, while 322 persons were granted BiH and RS citizenship in the same year, 243 of them based on the Dual Citizenship Agreement between Bosnia and Herzegovina and Serbia, and 48 persons based on the Dual Citizenship Agreement between Bosnia and Herzegovina and Croatia.

As the analysis of the overall data on persons who were granted BiH citizenship in 2013 disaggregated by the age and sex shows that slightly more than 49% of people who were granted BiH citizenship are in the 18 to 35 age group, and that more women (60%) than men (40%) were granted citizenship, which is almost the same case as in 2012.

Persons who were granted BiH citizenship disaggregated by age and sex



## 9. Emigration from BiH

The Diaspora Sector of the Ministry for Human Right and Refugees has prepared an overview and analysis of Bosnia and Herzegovina’s Diaspora based on the available data.

### 9.1. Number of emigrants

There is no accurate data on the number of emigrants from BiH, but only estimates based on statistical data of the host countries, on administrative data on revoked residences in BiH, and on estimates of diplomatic and consular missions BiH. According to estimates, there are around 1.5 million emigrants who were born in BiH living abroad, which is around 40% of the total population of BiH. This estimate does not include the emigrants’ descendants – the second and third generation born in the host countries.

The most common host countries of emigrants from BiH are: Serbia, Germany, Croatia, Austria, USA, Slovenia, Switzerland and Sweden.

**Table 32. Number of emigrants born in BiH in 15 leading host countries**

HOST COUNTRY	NUMBER	SOURCE OF DATA
Serbia	298,835	Statistical Office of the Republic of Serbia, 2011
Germany	228,000	Federal Statistical Office of Germany, 2011
Croatia	201,572	State Institute of Statistics of the Republic of Croatia, 2011
Austria	135,406	Statistics Agency of Austria, 2012
USA	122,529	US Census Bureau, 2013
Slovenia	97,142	Statistical Office of Slovenia, 2011
Switzerland	61,196	Federal Statistical Office of Switzerland, 2013
Sweden	56,127	Kingdom of Sweden Statistical Office, 2012
Canada	39,150	Statistics Agency of Canada, 2013
Australia	37,470	BiH Embassy in Australia, 2013
Italy	31,972	National Institute of Statistics of Italy, 2011
The Netherlands	25,440	Statistics Agency of the Netherlands, 2013
Denmark	22,401	Statistics Agency of the Kingdom of Denmark, 2013
Montenegro	21,849	Statistical Office of Montenegro, 2012
Norway	16,313	Statistics Agency of the Kingdom of Norway, 2013
<b>TOTAL:</b>	<b>1,395,402</b>	

Administrative data on revoked residences, kept by the Agency for Identification Documents, Record and Exchange of Information BiH, are the only official data in BiH referring to the number of emigrants. However, since revoking residence is not a legal obligation, it can be concluded that one a certain number of emigrants cancels their residence, making these data incomplete. In the period from 01 January 2013 to 31 December 2013, the Agency recorded 4,319 persons who cancelled their residence in BiH. Most of these persons stated the following countries as host countries: Croatia (1,675), Serbia (982), Germany (672), Austria (512), Slovenia (199) and Montenegro (114). A small number of persons, a total of 65, stated Norway, China, Denmark, Sweden, Canada, the Czech Republic, Italy, the Netherlands, Macedonia, USA, Australia, Belgium, Georgia, Bulgaria, India, Ireland, Morocco, Romania, Switzerland, Turkey and Great Britain as their host countries.<sup>23</sup> Compared to 2012, the number of persons cancelling their residence in BiH increased by 1,534 in 2013.

**Table 33. Number of persons who cancelled their residence in BiH on an annual basis by host country:**

HOST COUNTRY	2012	2013
Croatia	1,155	1,675
Serbia	885	982
Germany	244	672
Austria	164	512
<b>TOTAL:</b>	<b>2,448</b>	<b>3,841</b>

23 Act of the Agency for Identification Documents, Records and Exchange of Information BiH number: 15-03-07-10-74/14 from 15 January 2014

## 9.2. Status of emigrants

A large number of emigrants from BIH have a resolved status in the host countries, either in the form of permanent residence or citizenship of the host country. For example, according to the census from 2011, there are 26,000 emigrants who were born in BIH living in Austria, of which 94.6% hold Austrian citizenship.<sup>24</sup>

**Table 34. Number of naturalized BIH citizens in the leading host countries up to the reference year<sup>25</sup>**

HOST COUNTRY	NUMBER OF ACQUIRED CITIZENSHIPS	REFERENCE YEAR
Slovenia	96,744	2010
Germany	75,530	2011
USA	66,642	2010
Austria	47,488	2012
Sweden	37,849	2012
Switzerland	25,900	2010
Canada	29,185	2011
Australia	24,228	2011
Norway	14,904	2013
Denmark	10,946	2012
Italy	3,505	2011
<b>TOTAL:</b>	<b>432,921</b>	

Most of the emigrants also kept their BIH citizenship, except in countries which demand the renunciation of the citizenship by birth. According to data of the Ministry of Civil Affairs BIH<sup>26</sup>, from 1998 to mid November 2013, 61,752 citizens renounced their BIH citizenship in order to acquire the citizenship of another country. More than half of these persons renounced their BIH citizenship in order to acquire the citizenship of Germany and Austria, followed by Denmark, Norway, Slovenia and Croatia.

In 2013, the Law on Citizenship BIH was amended, deleting the provisions of the law which condition the dual citizenship of BIH citizens by having a signed bilateral agreement on dual citizenship between BIH and the country whose citizenship is being acquired. If it does not exist, the BIH citizenship will be automatically lost. This amendment allows BIH citizens to keep the citizenship of Bosnia and Herzegovina when acquiring the citizenship of another country, if this is allowed by the country whose citizenship is being acquired.

The issue of losing BIH citizenship, i.e. the impossibility of dual citizenship, remains for emigrants from BIH living in countries such as Austria and Germany, which, when upon acquisition of their citizenship demand renunciation of the birth citizenship. This does not depend on Bosnia and Herzegovina, but on these countries.

Regarding asylum seekers from BIH, 5,830 persons from BIH were recorded in 2012 who sought asylum in countries of the European Union, which puts BIH on the 19<sup>th</sup> place by the number of asylum seekers. This statistic is only published for countries with more than 5,000 asylum applications.<sup>27</sup>

<sup>24</sup> Australian Bureau of Statistics

<sup>25</sup> Source of data: competent institutions in the host countries

<sup>26</sup> Ministry of Civil Affairs BIH, act number: 06-30-2-4383/13, 05 November 2013

<sup>27</sup> European Commission, Asylum in the EU (source: EUROSTAT, 4/6/2013 unless otherwise indicated)

According to data from the UNHCR published on 27 December 2013, there are 27,419 BIH refugees recorded in the world. UNHCR states that until 30 June 2013, the largest number of refugees from BIH were registered in Serbia including Kosovo (UNSCR 1244) 15,296, and in France 4,143, Switzerland 2,714, Montenegro 1,456 and Sweden 1,239.

**Table 35. Refugee population from BiH**

Refugee population originating from Bosnia and Herzegovina, UNHCR, 30 June 2013 <sup>28</sup>	
HOST COUNTRY	TOTAL
Serbia (including Kosovo - UNSCR 1244)	15,296
France	4,143
Switzerland	2,714
Montenegro	1,456
Sweden	1,239
Germany	791
Croatia	409
The Netherlands	247
Austria	219
USA	200
Denmark	143
Italy	119
All other host countries	443
<b>Total number of recognized refugees originating from BIH around the world in the mid of 2013</b>	<b>27,419</b>

Regarding the status in connection with work permits, in light of increasingly more work and circular migrations and the introduction of programs facilitating the employment of highly educated staff and some scarce occupations in EU countries, it needs to be mentioned that BIH signed two agreements on the employment of its citizens abroad: one with Slovenia in 2011, under which 661 workers were sent to this country during 2013<sup>29</sup>, and the other agreement signed in 2013 with Germany on the mediation in the temporary employment of medical workers, under which 184 workers were sent to Germany in 2013.<sup>30</sup>

### 9.3. Educational structure

On average, emigrants from BIH have a good education. BIH emigrants in Australia, the USA and the Scandinavian countries have the highest education. According to the consensus from 2011, 54.6% of BIH emigrants in Australia have secondary or university degrees (the percentage for Australian citizens is 55.9%).<sup>31</sup> In the USA, 41.5% of the population with BIH origin older than 25 have a college, undergraduate, postgraduate diploma or some specialist masters degree<sup>32</sup>, which leads to the conclusion that this is a highly educated and young population. A research from 2012 shows that 38% of emigrants

<sup>28</sup> Statistics Unit, UNHCR Geneva, EM 11 February 2014.

<sup>29</sup> Data from the Work and Employment Agency BIH – e-mail from 16 January 2014

<sup>30</sup> Data from the Work and Employment Agency BIH – e-mail from 16 January 2014

<sup>31</sup> Department of Immigration and Citizenship Australia. 2011. Bosnia and Herzegovina-born. Community Information Summary. [report] Canberra: Department of Immigration and Citizenship Australia, pp. 1-4

<sup>32</sup> U.S. Census Bureau case number 2013-8560, 22 May 2013 – “American Fact Finder - Selected Population Profile in the United States, 2011 American Community Survey 1 – Year Estimates”

in Norway in the 19 to 24 age group were involved in some kind of tertiary education when the research was being carried out. The percentage of all emigrants involved in tertiary education in Norway is 18% and 31% for ethnic Norwegians.<sup>33</sup> The smallest number of highly educated BIH emigrants is traditionally in countries with immigrant workers “Gastarbeiter” such as Slovenia, Austria and Germany.

#### 9.4. Remittances

According to the data from BIH Central Bank, remittances from abroad totalled to 2,588 billion BAM in the first three quarters in 2013. Given that there are no official data available for the fourth quarter, the Ministry of Human Rights and Refugees BIH estimated that 934.6 billion BAM of remittances arrived in BIH in 2013, estimated based on the inflow of remittances in the previous three years. Based on these data the overall inflow of remittances for 2013 amounted to 3,523 billion BAM. However, the World Bank estimates that 2,752 billion BAM of remittances arrived from abroad in 2013, which is 10.8% of the GDP<sup>34</sup>, and 162 million BAM more than in the previous year.

**Table 36. Transfers from abroad for 2013<sup>35</sup>**

In million BAM	2013 1st quarter	2013 2nd quarter	2013 3rd quarter	2013 4th quarter (estimate)	2013 Total (estimate)
Remittances by employees (remittances via commercial banks, Western Union and estimates of informal transfers)	448.5	521.0	580.1	531.8	2,081
Other current transfers (primarily pensions)	336.4	347.7	355.0	403.3	1,442
<b>Total current transfers (Other sectors)</b>	<b>784.9</b>	<b>868.7</b>	<b>935.2</b>	<b>934.6</b>	<b>3,523</b>

Remittances from abroad, as shown in the next table, vary from year to year, caused mostly by the economic situation in the countries where the BIH emigrants reside. The Directorate for Economic Planning BIH<sup>36</sup> states that high unemployment and a rather unfavourable economic growth in the region also threatened remittances from abroad, so that in the first nine months of 2013 remittances from abroad were 3.1% lower than in the previous year.

33 Dr.sc. Marko Valenkta and Dr.sc. Žan Štrabac, „Bosnians in Norway: integration of BIH emigrants and their descendants in the Norwegian society” in the collection „Migrations from BIH”, Ministry of Human Rights and Refugees BIH and Faculty of Political Science, of the University in Sarajevo, 2013, p. 26

34 WB, Annual Remittances Data, (updated as of October 2013), Inflows

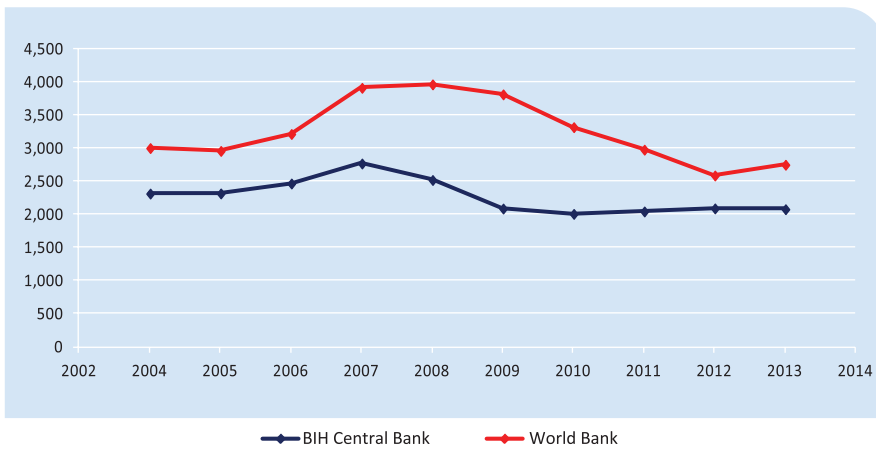
35 CBBIH-report on balance of payments BIH up until Q3\_2013 and estimate for the Q4\_2013

36 Directorate for Economic Planning BIH, BIH – economic trends, January – September 2013 (p. 7)

**Table 37. Remittances from emigration from 2004 to 2013**

Emigration remittances, employment compensations and transfers by migrants		2004	2005	2006	2007	2008	2009	2010	2011	2012	2013 (estimate)
BiH Central Bank	BAM in mil.	2,317	2,319	2,469	2,771	2,522	2,091	2,010	2,047	2,093	2,081
	EURO in mil.	1,185	1,186	1,262	1,417	1,289	1,069	1,027	1,047	1,070	1,064
World Bank	BAM in mil.	3,004	2,961	3,217	3,914	3,966	3,815	3,320	2,980	2,590	2,752
	EURO in mil.	1,536	1,514	1,645	2,001	2,028	1,950	1,697	1,524	1,331	1,411

**Remittances from emigrants from abroad in million BAM**



37 CBBiH-Report on balance of payments BiH up to the Q3\_2013 and estimate for Q4\_2013. WB, Annual Remittances Data, (updated as of October 2013), Inflows

## 10. BiH Immigration Policy, Legal and Institutional Framework

Pursuant to Article III, Paragraph (1), item f) of the Constitution of Bosnia and Herzegovina, policy development and regulation of immigration issued, refugees, and asylum is under the competence of state-level institutions.

### 10.1. Immigration Policy

Data from 2000 regarding illegal migration of foreign nationals attempting to enter Western European countries via Bosnia and Herzegovina indicated that Bosnia and Herzegovina had become a transit centre for well-organised international crime involved in the smuggling of human beings.

- ◊ An overview of the immigration and asylum situation, completed in the first quarter of 2001 identified the types of illegal migration, explained the causes that led to the illegal migration trend, and proposed measures to remedy the situation. The Council of Ministers adopted this overview at its 10 May 2001 session. The adoption of this overview provided a solid foundation for further activities aimed at controlling illegal migration. This overview was also the first document to define the goals and basis for immigration policies in Bosnia and Herzegovina.
- ◊ The second document that defined Bosnia and Herzegovina's policy and developed its immigration and asylum system was the Action Plan in the Field of Immigration and Asylum, as adopted by the Council of Ministers on 6 April 2004. This document identified issues of visas, borders, immigration and asylum and elaborated each of them with clearly set goals, tasks and responsible stakeholders.
- ◊ The current policy in the field of immigration and asylum is defined also by the Strategy in the Field of Immigration and Asylum and the 2008-2011 Action Plan, as adopted by the Council of Ministers on 13 November 2008. This document outlines the development of immigration and asylum systems in Bosnia and Herzegovina, and defines the goals, activities, deadlines, and parties responsible for activities in the following fields: visas, borders, immigration, asylum and protection of foreign victims of trafficking in human beings. The Council of Ministers of Bosnia and Herzegovina, at its session held on 19 March 2009, adopted the Decision on Appointing the Coordinating Body for Monitoring the Implementation of the Strategy in the Fields of Immigration and Asylum and the 2008-2011 Action Plan ("BiH Official Gazette" No. 32/09).
- ◊ Also, the Council of Ministers adopted the new Strategy in the Field of Immigration and Asylum and the 2012-2015 Action Plan at its session held on 12 June 2012. The strategy is the result of the need to continue the already established practice of comprehensive planning activities and creating a document that represents a frame in the context of the positive trend of migration and asylum, and in terms of current efforts towards the rapid integration of our country's membership of the European Union. The Council of Ministers adopted a Decision on Adopting the Coordinating Body for Migration Issues in Bosnia and Herzegovina at its session held on 23 January 2013 ("BiH Official Gazette" No. 10/13 and 64/13).



## 10.2. Legal Framework

Three laws regulating the field of immigration and asylum were adopted in BiH from 2000 until 2013.

- ◊ The first legal act which regulated immigration and asylum at the state-level was the Law on Immigration and Asylum of Bosnia and Herzegovina, which came into force in late 1999 (“BiH Official Gazette” No. 23/99).
- ◊ Significant progress, in terms of improving the legal framework regulating issues of movement and stay of foreign nationals in Bosnia and Herzegovina, was made with the adoption of the Law on Movement and Stay of Aliens and Asylum in late 2003 (“BiH Official Gazette” No. 29/03, 4/04, and 53/07).
- ◊ The development of the EU *acquis communautaire* also imposed the need for changes or amendments to be made to a significant number of provisions of the Law adopted in 2003. In an effort to harmonise BiH immigration and asylum legislation with the EU *acquis communautaire* and the Schengen Agreement, and in order to address shortcomings that became evident with the application of the then current law, the new Law on Movement and Stay of Aliens and Asylum was adopted. This law entered into force in May 2008 (“BiH Official Gazette” No. 36/08). This Law was changed and amended in November 2012 by adoption of the Law on Amendments of the Law on Movement and Stay of Aliens and Asylum (“BiH Official Gazette No. 87/12”).

In the meantime, the need to amend the Law adopted in 2008 arose. So steps to adopt the Law on Amendments to the Law on Movement and Stay of Aliens and Asylum were taken. It was adopted in 2012 and made public on 05 November 2012 in the “BiH Official Gazette” No. 87/12, and which came into force on 13 November 2012.

Pursuant to the provisions of the Law on Movement and Stay of Aliens and Asylum (“Official Gazette BiH” number 36/08) and the Law on Amendments to the Law on Movement and Stay of Aliens and Asylum (“BiH Official Gazette” No. 87/12), the following by-laws were adopted:

- Rulebook on the Entry and Stay of Aliens (“BiH Official Gazette” No. 27/13),
- Rulebook on the Supervision and Removal of Aliens from Bosnia and Herzegovina (“BiH Official Gazette” No. 61/13),
- Rulebook on the Protection of Aliens Victims of Trafficking in Humans (“BiH Official Gazette” No. 49/13),
- Rulebook on Standards of Functioning and Other Issues Important for the Work of the Immigration Centre (“BiH Official Gazette” No. 105/08),
- Rulebook on Covering Expenses Incurred by the Return of Aliens and Placement of Aliens Under Supervision (“BiH Official Gazette” No. 2/09),
- Rulebook on Obligations of Carriers, Organisers of Tours and Similar Travels (“BiH Official Gazette” No. 17/09 and 69/13),
- Rulebook on the Central Database on Aliens (“BiH Official Gazette” No. 30/10 and 78/13),
- Rulebook on Content, Method of Keeping and Use of Official Records on Aliens (“BiH Official Gazette” No. 50/13),

- Rulebook on keeping record of BiH citizens returning under a readmission agreement (“BiH Official Gazette” No. 63/11),
- Decision on determining legitimate humanitarian reasons for the approval of temporary stay of nationals of the Syrian Arab Republic (“BiH Official Gazette”, No. 08/13),
- Decision on the Minimum Means of Subsistence During the Intended Stay in BiH (“BiH Official Gazette” No. 04/13),
- Rulebook on International Protection (Asylum) in BiH (“BiH Official Gazette” No. 37/09, 85/10 and 63/13),
- Rulebook on Form and Contents of the Application for Issuance of Travel Documents for Refugees, Travel Documents for Stateless Persons and Travel Documents for Aliens (“BiH Official Gazette” No. 78/09),
- Rulebook on Standards of Functioning and Other Issues Important for the Work of the Asylum Centre (“BiH Official Gazette” No. 86/09),
- Decision on Visas (“BiH Official Gazette” No. 100/08),
- Rulebook on Issuance of Long-Term Visas (D Visa) and on Procedures to be Followed When Issuing Such Visas (“BiH Official Gazette” No. 104/08),
- Rulebook on Procedures to be Followed When Issuing Visas in BiH Diplomatic and Consular Missions and on Technical Conditions for Issuing Airport Transit Visas (A Visa) and Transit Visas (B Visa) (“BiH Official Gazette” No. 26/09),
- Rulebook on Methods of Exercising the Right to Employment for Persons who were Granted International Protection in BiH (“BiH Official Gazette” No. 67/08),
- Rulebook on Methods of Exercising the Right to Education for Persons who were Granted International Protection in BiH (“BiH Official Gazette” No. 83/08),
- Rulebook on Methods of Exercising the Right to Social Protection for Persons who were Granted International Protection in BiH (“BiH Official Gazette” No. 3/09),
- Rulebook on Identification Document for Persons who were Granted International Protection in BiH (“BiH Official Gazette” No. 80/09),
- Rulebook on Travel Documents for Aliens (“BiH Official Gazette” No. 80/09),
- Rulebook on Travel Documents for Stateless Persons (“BiH Official Gazette” No. 80/09),
- Rulebook on Travel Documents for Refugees (“BiH Official Gazette” No. 80/09),
- Decision on the Annual Quota of Work Permits for Aliens in BiH for 2013 (“BiH Official Gazette” No. 101/12),

### 10.3. Institutional Framework

#### A. State-level Bodies

##### A1. Presidency of Bosnia and Herzegovina

Comprised of three members with a rotating chair, the Presidency has the responsibility to conduct the foreign policy of Bosnia and Herzegovina, including the ratification or suspension of treaties with the consent of the Parliamentary Assembly and representation and attainment of membership within international and European organisations.

## A2. Council of Ministers

The Council of Ministers of Bosnia and Herzegovina is an executive body. It is comprised of the Chairman and nine national ministries and it operates at the state-level as the central government of Bosnia and Herzegovina. Its duties include the adoption of decisions, conclusions and resolutions, proposals and draft laws, reports, strategic documents, programmes, agreements, protocols and other acts. Each Minister has a Deputy from a different constituent ethnic group. Below is a list of ministries, administrative organisations and other bodies with responsibilities directly related to migration management.

### A2.1. Ministry of Security

The Ministry of Security was established in 2003 and is responsible for: protection of international borders; internal border crossings and regulation of traffic at border crossings of Bosnia and Herzegovina; prevention and tracing of perpetrators of criminal offences of terrorism, illicit drug trade, counterfeiting of domestic and international currencies, and trafficking in human beings, and other crimes of international or inter-entirety nature; international cooperation in all fields that fall within the responsibilities of the Ministry; collection and use of data important for the security of Bosnia and Herzegovina; organisation and harmonisation of activities of the entity ministries of interior and Brcko District with the goal of performing security tasks in the interest of Bosnia and Herzegovina. The Ministry of Security is also responsible for the creation, maintenance and implementation of immigration and asylum policy in Bosnia and Herzegovina; it also regulates procedures and structure of the service related to the movement and stay of foreign nationals in Bosnia and Herzegovina.

The Ministry of Security passes first instance decisions on applications for international protection filed by foreign nationals in Bosnia and Herzegovina and is responsible for second instance decisions regarding appeals against first instance decisions made by the Service for Foreigners' Affairs and the BiH Border Police pursuant to the Law on Movement and Stay of Aliens and Asylum.

- **BiH Border Police**

Introduced in 2000, the Bosnia and Herzegovina Border Police (originally the State Border Service) is the police body responsible for: the surveillance and control of the cross border movement of goods and persons; the protection of state borders; the protection of the lives and health of people; the prevention of criminal acts and tracking of criminals; the prevention of illegal cross-border migration and prevention and tracking of other hazards to public security, legal system and national security. Since the establishment of the Ministry of Security in 2003, the BiH Border Police has been its comprising element.

The BiH Border Police enforces immigration laws by: controlling the movement of foreign nationals across the borders of Bosnia and Herzegovina, pursuant to the Law on Movement and Stay of Aliens and Asylum; denying the entry of foreign nationals to Bosnia and Herzegovina when they do not meet the requirements for entry; and issues decisions, under certain circumstances, on refusal of entry; issuing visas at border crossings in exceptional circumstances as defined by the Law; revoking visas or shortening their duration; keeping records and exchanging data in this field. A foreign national can express to the Border Police his/her intention to submit an application for asylum in Bosnia and Herzegovina.

- **Service for foreigners' Affairs**

The Service for Foreigners' Affairs is an administrative unit within the Ministry of Security. It has operational independency to perform duties and solve issues within its competence. The Service was established to: perform administrative and inspection activities related to the movement and stay of foreign nationals in Bosnia and Herzegovina; issue decisions on administrative matters related to applications submitted by foreign nationals; and to perform other duties pursuant to the Law on Movement and Stay of Aliens and Asylum, and other laws and regulations related to the movement and stay of foreign nationals. The Service for Foreigners' Affairs was established under the Law on Service for Foreigners' Affairs in 2005, and it commenced its operations on 1 October 2006.

- **State Investigation and Protection Agency (SIPA)**

The State Investigation and Protection Agency (SIPA) is an administrative organisation within the Ministry of Security, with operational independence in its work. SIPA was established to perform police duties. Its responsibilities, as defined by the relevant Law, include preventing, tracing and investigating criminal acts that fall under the competence of the Court of Bosnia and Herzegovina. In particular, SIPA deals with acts of organised crime, terrorism, war crimes, trafficking in humans, and other crimes against humanity and values protected by international law. In its present capacity, SIPA began operations in 2004, replacing the 'State Information and Protection Agency.

#### **A.2.2. Intelligence and Security Agency (OSA)**

In terms of immigration, the Intelligence and Security Agency is responsible for security checks of foreign nationals in order to determine potential risks to the security of Bosnia and Herzegovina.

#### **A.2.3. Ministry of Human Rights and Refugees**

The Ministry of Human Rights and Refugees is responsible for: monitoring and implementing international conventions and other documents that relate to human rights and basic freedoms; defining and implementing activities fulfilling the obligations of Bosnia and Herzegovina for accession to the European Union, with particular concern for the European Convention on Human Rights and Fundamental Freedoms and its Protocols; monitoring and compiling overviews on human rights standards and activities; taking care of the rights and concerns of refugees in Bosnia and Herzegovina once their status as refugees has been determined; defining and implementing the policy of Bosnia and Herzegovina in regards to emigration and the return of refugees and displaced persons to Bosnia and Herzegovina, including reconstruction projects and the provision of other conditions for sustainable return, and creating the BiH policy towards the Diaspora.

#### **A.2.4. Ministry of Foreign Affairs**

The Ministry for Foreign Affairs is responsible for the: implementation of Bosnia and Herzegovina's foreign policy; development of international relations; representation of Bosnia and Herzegovina in diplomatic relations; cooperation with international organisations; proposals to the Presidency related to the country's participation in the work of international organisations; preparation of bilateral and multilateral agreements; performance of duties related to the residence and protection of the rights of BiH nationals with temporary or permanent residence abroad and of legal persons from BiH

abroad; and, for the incitement, development and coordination of cooperation with emigrants from Bosnia and Herzegovina.

In the field of implementation of immigration legislation, the Ministry for Foreign Affairs prepares for the Council of Ministers proposals of decisions on states whose citizens do not need visas for entering Bosnia and Herzegovina; proposals of decisions on countries whose citizens can enter Bosnia and Herzegovina with a document other than a passport; and proposals of decisions on exempting holders of certain types of travel documents from visa requirements.

In addition, the Ministry for Foreign Affairs issues visas through DCMs of Bosnia and Herzegovina, and decides on the extension of short-term visas (C-Visa) in exceptional circumstances, pursuant to the Law on Movement and Stay of Aliens and Asylum.

#### **A2.5. Ministry of Justice**

The Ministry of Justice is responsible for administrative functions related to state level judicial bodies and international and inter-entity judicial cooperation. It ensures that the legislation of Bosnia and Herzegovina and its implementation are in line with the obligations of Bosnia and Herzegovina under international treaties. The Ministry of Justice cooperates with the Ministry for Foreign Affairs and entities in drafting international bilateral and multilateral agreements. It acts as a central coordinating body for harmonising legislation and standards of the judicial system between entities; extradition; administrative inspection of the implementation of laws; and for issues relating to associations of citizens, and keeping records of association of citizens and NGOs that are active in Bosnia and Herzegovina.

The Ministry of Justice inspects administrative procedures of all ministries and other civil bodies, including those responsible for migration management and asylum.

#### **A2.6. Ministry of Civil Affairs**

The Ministry of Civil Affairs is responsible for activities related to citizenship, protection of personal data, registration of domicile and residence, identification and travel documents, and other activities prescribed by law.

In terms of its migration duties, the Ministry of Civil Affairs is responsible for defining travel documents for foreign nationals.

#### **A2.7. Directorate for European Integration**

The Directorate for European Integration was formed in 2002 under the BiH Council of Ministers Law with the task of coordinating the process of integration of BiH into the EU. The Directorate assumed the responsibilities of the former Ministry for European Integration of Bosnia and Herzegovina. The Directorate for European Integration coordinates the harmonisation of Bosnia and Herzegovina's legal system with the EU *acquis communautaire*.

#### **A2.8. Court of BiH**

The Court of BiH has jurisdiction over criminal acts relating to violations of state laws and can also act in inter-entity disputes over the legal meaning and implementation of state laws. The Court of BiH can also adjudicate on cases involving international treaties, and

international or national criminal law.

Within its responsibilities related to crime, the Court of Bosnia and Herzegovina has jurisdiction over crimes defined by the Criminal Code of Bosnia and Herzegovina and other laws of Bosnia and Herzegovina. Within its administrative responsibilities, the Court of Bosnia and Herzegovina has jurisdiction over appeals against final administrative decisions. Within its appellate responsibilities, the Court of Bosnia and Herzegovina hears appeals of, and decides on legal remedies, for decisions delivered by the Criminal or Administrative Division of the Court. However, the Court of Bosnia and Herzegovina does not hear appeal requests to reopen proceedings.

In terms of its immigration duties, the Court of Bosnia and Herzegovina is a body of second instance and decides on appeals related to international protection decisions by the Ministry of Security. This function stems from the fact that all immigration decisions adopted by the Ministry of Security are subject to judicial review.

### **A2.9. Constitutional Court**

The Constitutional Court acts at the state level. It has exclusive jurisdiction to decide any dispute that arises under the Constitution between the Entities, Bosnia and Herzegovina and an Entity or Entities, or between the institutions of Bosnia and Herzegovina. The Constitutional Court may decide whether a provision of an Entity's constitution or law is consistent with the Constitution. The appellate jurisdiction of the Constitutional Court is established by the Constitutional provision, which states that the Court has appellate jurisdiction over issues under the Constitution arising out of a judgment of a lower court. The Constitutional Court has jurisdiction to establish whether a law is compatible with the BiH Constitution, with the European Convention for Human Rights and Fundamental Freedoms and its Protocols, or with the laws of Bosnia and Herzegovina. It may also decide the existence or scope of a general rule of public international law as it pertains to the Court's decision.

### **B. Entity-level Bodies**

The increasing responsibility of state bodies over migration management directly impacts the role of entity level actors. Prior to the establishment of the BiH Border Police (former State Border Service in 2000), Ministries of Interior (Mols) at the entity level had wide authority in migration management. This authority included border control and the operation of a 'Department for Foreigners' within each Mol. Currently, the responsibility for enforcing in-country migration management has shifted from the cantonal/regional level of each Mol to the recently established Service for Foreigners' Affairs within the Ministry of Security. The Service was established to reform an under-funded and decentralised system under which Inspectors for Aliens operated and who were highly ineffective as their authority was limited to their canton or entity. In addition, the Inspectors' powers varied according to cantonal/entity legislation. Poor communication between Inspectors and entity and state bodies resulted in a lack of harmonised activities and centralisation of data.



## **B1. Republika Srpska**

### **B1.1. RS Ministry of Interior**

The RS Ministry of Interior is responsible for civil and security related investigations. It also supports state migration management bodies, primarily the Service for Foreigners' Affairs, in registering the arrival or departure of foreign nationals, and on request of the Service for Foreigners' Affairs is supports the forcible removal of foreign nationals from Bosnia and Herzegovina. It also carries out identity and nationality checks regarding requests for the return of BIH citizens under readmission agreements.

### **B1.2. Ministry of Administration and Local Self-Governance**

The Ministry of Administration and Local Self-Governance performs administrative tasks relating to citizenship, registries, personal names, entity/state personal identity numbers, and other duties pursuant to the laws and regulations of Republika Srpska and Bosnia and Herzegovina.

## **B2. Federation of Bosnia and Herzegovina**

### **B2.1. FBiH Ministry of Interior**

The FBiH Ministry of Interior is responsible for preventing, tracking and apprehending the perpetrators of: international crime, terrorism, drug trade, and organised crime. As part of its crime fighting efforts, the FBiH Ministry of Interior also initiates and announces INTERPOL, federal, and inter-cantonal searches and cooperates with prosecutors' offices to investigate criminal acts. The FBiH Ministry of Interior also deals with issues relating to citizenship in the Federation of Bosnia and Herzegovina and the protection of human rights and civil freedoms, and with other activities from its jurisdiction.

In terms of its immigration activities, the Ministry provides support to the Service for Foreigners' Affairs in the forcible removal of foreign nationals from Bosnia and Herzegovina, and it also carries out identity and nationality checks regarding requests for the return of BIH citizens under readmission agreements.

### **B2.2. Cantonal Ministries of Interior**

The Cantonal Ministries of Interior support the Service for Foreigners' Affairs in immigration matters by assisting in registering the arrival or departure of foreign nationals and forcible removal of foreign nationals from Bosnia and Herzegovina on request by the Service for Foreigners' Affairs, and it also carries out identity and nationality checks regarding requests for the return of BIH citizens under readmission agreements.

## **B3. Brcko District**

**The Brcko District Police** immigration duties include providing support to the Service for Foreigners' Affairs, when requested, to assist in the forcible removal of foreign nationals from Bosnia and Herzegovina, and it also carries out identity and nationality checks regarding requests for the return of BIH citizens under readmission agreements





# ANNEXES

## ANNEX 1

## SUMMARY OF MIGRATION TRENDS

INDICATOR/YEAR	2004	2005	2006	2007	2008	2009	2010	2011	2012	2013
Visas issued by DCMs	15,638	14,801	11,960	12,071	10,139	9,284	9,623	11,126	11,482	12,107
Visas issued at the border	5,641	2,049	927	735	684	345	327	248	150	93
Refusals of entry into BiH	10,469	7,758	7,829	6,618	3,102	5,103	3,514	3,830	2,998	2,079
Illegal crossing of the state border				851	543	381	322	324	389	228
Entries				497	368	188	180	203	283	164
Exits				354	175	193	142	121	106	64
Temporary residence permits	4,897	5,143	5,274	5,513	5,971	7,512	8,131	7,661	8,838	9,953
Permanent residence permits	178	196	153	136	215	359	315	308	401	713
Revoked non-visa or temporary residence				229	484	530	397	364	947	430
Revoked non-visa or temporary residence and deportation							73	104	182	123
Revoked permanent residence				20	32	36	106	191	54	57
Expulsion orders				822	787	474	410	309	562	279
Foreign nationals placed under supervision at the Immigration Centre					198	191	354	266	520	274
Immigration Centre					198	191	312	218	453	236
Certain area or place							42	48	67	38
Number of the conclusion on the approval of the execution of the decision on deportation				75	172	22	19	8	14	1
Foreign nationals returned from BiH based on readmission agreements						87	101	81	292	117
Voluntary return with the Service for Foreigners' Affairs assistance									160	159
Voluntary returns of irregular migrants (with IOM assistance)	506	345	112	261	44	226	341	244	88	209
BiH nationals	295	101	54	28	16	73	87	71	88	209
Foreign nationals	211	244	58	233	28	153	254	173	0	0
Readmission of foreign nationals based on Readmission Agreement with the Republic of Croatia	255	170	174	240	248	122	119	88	75	75
Persons seeking international protection (asylum) in BiH	301	146	69	581	95	71	64	46	53	100
Work permits issued to foreign nationals during the year				2,696	2,993	2,592	2,325	2,607	2,573	2,563
Foreign nationals granted BiH citizenship				1,190	1,159	945	827	718	817	649
Emigrants born in BiH (estimate of the Ministry for Human Rights and Refugees in BiH)							1,500,000			
BiH Population (Agency for Statistics BiH – preliminary results of the consensus in BiH, 2013)							3,791,622			

## ANNEX 2

## VISAS ISSUED BY BiH DIPLOMATIC AND CONSULAR MISSIONS IN 2012 AND 2013

No.	COUNTRIES	2012	2013	+/- (%) (2013/2012)
1	Afghanistan	17	7	-58.82%
2	Algeria	33	52	57.58%
3	Angola	6	39	550.00%
4	Antigua and Barbuda	1		-100.00%
5	Argentina		4	-
6	Armenia	27	65	140.74%
7	Azerbaijan	125	202	61.60%
8	Bahamas	1	2	100.00%
9	Bahrain	49	317	546.94%
10	Bangladesh	33	8	-75.76%
11	Barbados		6	-
12	Belarus	149	92	-38.26%
13	Belize	1		-100.00%
14	Benin	14	2	-85.71%
15	Bolivia	9	3	-66.67%
16	Botswana	1	3	200.00%
17	Brazil	1		-100.00%
18	Burkina Faso	11	8	-27.27%
19	Burundi	8	3	-62.50%
20	Cambodia		3	-
21	Cameroon	20	5	-75.00%
22	Cape Verde	2	2	0.00%
23	Central African Republic	3		-100.00%
24	Chad	2	1	-50.00%
25	Chile	2		-100.00%
26	China	479	647	35.07%
27	Columbia	161	31	-80.75%
28	Comoros		8	-
29	Congo Democratic Republic	78	9	-88.46%
30	Congo Republic	9	28	211.11%
31	Cuba	17		-100.00%
32	Djibouti		2	-
33	Dominican Republic	18	7	-61.11%
34	Ecuador	24	7	-70.83%
35	Egypt	421	471	11.88%
36	El Salvador	2	1	-50.00%
37	Eritrea	8	1	-87.50%
38	Ethiopia	17	18	5.88%
39	Gabon	5	1	-80.00%
40	Gambia	3	1	-66.67%
41	Georgia	97	126	29.90%
42	Germany	1		-100.00%
43	Ghana	7	3	-57.14%

No.	COUNTRIES	2012	2013	+/- (%) (2013/2012)
44	Grenada	1		-100.00%
45	Guinea	4	1	-75.00%
46	Guinea Bissau	2		-100.00%
47	Guyana		1	-
48	Haiti	15	6	-60.00%
49	India	576	346	-39.93%
50	Indonesia	690	736	6.67%
51	Iran	254	128	-49.61%
52	Iraq	73	70	-4.11%
53	Ireland	1		-100.00%
54	Israel	2		-100.00%
55	Italy	1		-100.00%
56	Ivory Coast	38	6	-84.21%
57	Jamaica	2	2	0.00%
58	Japan	1		-100.00%
59	Jordan	335	351	4.78%
60	Kazakhstan	50	70	40.00%
61	Kenya	19	22	15.79%
62	Korea, DPR	2	1	-50.00%
63	Kosovo (UNSCR 1244)*	371	563	51.75%
64	Kuwait	3	2	-33.33%
65	Kyrgyzstan	21	53	152.38%
66	Laos		1	-
67	Lebanon	3,316	3,162	-4.64%
68	Lesotho	11	3	-72.73%
69	Liberia	4	1	-75.00%
70	Libya	704	773	9.80%
71	Madagascar	1		-100.00%
72	Malawi	2	3	50.00%
73	Mali	1	5	400.00%
74	Mauritania	3	1	-66.67%
75	Mauritius	61	56	-8.20%
76	Micronesia	3		-100.00%
77	Moldova	121	66	-45.45%
78	Mongolia	6	16	166.67%
79	Morocco	43	44	2.33%
80	Mozambique		1	-
81	Myanmar	1	1	0.00%
82	Namibia	1		-100.00%
83	Nepal	12	5	-58.33%
84	Nigeria	76	25	-67.11%
85	Oman	9	29	222.22%
86	Pakistan	91	111	21.98%
87	Palestine	62	65	4.84%
88	Peru	80	12	-85.00%
89	Philippines	244	100	-59.02%
90	Russian Federation	130	116	-10.77%
91	Rwanda	8	1	-87.50%

No.	COUNTRIES	2012	2013	+/- (%) (2013/2012)
92	Saint Kitts and Nevis	1	5	400.00%
93	Saint Lucia	1		-100.00%
94	Samoa		1	-
95	Saudi Arabia	872	1,384	58.72%
96	Senegal	3	1	-66.67%
97	Seychelles	1		-100.00%
98	Siera Leone	2	3	50.00%
99	Somalia	3	4	33.33%
100	South Africa	88	78	-11.36%
101	Sri Lanka	64	24	-62.50%
102	Sudan	25	45	80.00%
103	Swaziland		1	-
104	Syrian Arab Republic	312	242	-22.44%
105	Taiwan	83	1	-98.80%
106	Tajikistan	4	11	175.00%
107	Tanzania	9	8	-11.11%
108	Thailand	218	78	-64.22%
109	Togo	5		-100.00%
110	Trinidad and Tobago	39	4	-89.74%
111	Tunisia	57	67	17.54%
112	Turkmenistan	6	4	-33.33%
113	Uganda	26	21	-19.23%
114	Ukraine	24	26	8.33%
115	United Arab Emirates	187	764	308.56%
116	Unknown nationality	79	128	62.03%
117	Uzbekistan	8	17	112.50%
118	Vietnam	21	2	-90.48%
119	Yemen	16	30	87.50%
120	Zambia	5	13	160.00%
121	Zimbabwe	10	5	-50.00%
<b>TOTAL:</b>		<b>11,482</b>	<b>12,107</b>	<b>5.44%</b>

\* REMARK: This title does not prejudice the status of Kosovo and is in line with the Security Council's UN Resolution 1244.

## ANNEX 3

## VISAS ISSUED AT THE BiH BORDER IN 2012 AND 2013

No.	COUNTRY	2012	2013	+/- (%) (2013/2012)
1	Algeria	3	5	66.67%
2	Armenia	16	3	-81.25%
3	Azerbaijan	7	8	14.29%
4	Bangladesh	2	1	-50.00%
5	Belarus	6	1	-83.33%
6	Benin		3	-
7	Burundi	1		-100.00%
8	Cambodia	2		-100.00%
9	Cameroon		1	-
10	China	1	1	0.00%
11	Columbia	1		-100.00%
12	Congo		1	-
13	Cuba	1		-100.00%
14	Ecuador	3		-100.00%
15	Egypt	1	2	100.00%
16	Georgia	8	6	-25.00%
17	Ghana	1	1	0.00%
18	Iraq	4	19	375.00%
19	Jordan	4		-100.00%
20	Kazakhstan	8	3	-62.50%
21	Kenya	3	2	-33.33%
22	Kyrgyzstan	9	2	-77.78%
23	Lebanon	5		-100.00%
24	Liberia	6		-100.00%
25	Mauritania		1	-
26	Moldova	9	2	-77.78%
27	Mongolia		4	-
28	Morocco	1	1	0.00%
29	Nigeria	12	1	-91.67%
30	Peru		1	-
31	Philippines	3		-100.00%
32	Russian Federation		4	-
33	Saudi Arabia	2	1	-50.00%
34	Senegal	2		-100.00%

No.	COUNTRY	2012	2013	+/- (%) (2013/2012)
35	Siera Leone		1	-
36	South Africa	7		-100.00%
37	Sri Lanka	1		-100.00%
38	Sudan	1	2	100.00%
39	Syrian Arab Republic	2		-100.00%
40	Tajikistan	4	6	50.00%
41	Tanzania		3	-
42	Thailand		2	-
43	Tunisia	4	4	0.00%
44	Turkmenistan	2		-100.00%
45	United Arab Emirates	4		-100.00%
46	Uzbekistan	3	1	-66.67%
47	Yemen	1		-100.00%
TOTAL:		150	93	-38.00%

## ANNEX 4

## REFUSALS OF ENTRY AT THE BiH BORDER IN 2012 AND 2013

No.	COUNTRY	2012	2013	+/- (%) (2013/2012)
1	Afghanistan		1	-
2	Albania	15	29	93.33%
3	Algeria	5	1	-80.00%
4	Angola		1	-
5	Argentina		1	-
6	Armenia	1	5	400.00%
7	Australia	2	1	-50.00%
8	Austria	64	62	-3.13%
9	Azerbaijan	6	1	-83.33%
10	Bahrain		2	-
11	Bangladesh	1		-100.00%
12	Belarus	49	24	-51.02%
13	Belgium	1	4	300.00%
14	Benin	1		-100.00%
15	Bolivia	4	1	-75.00%
16	Bulgaria	1		-100.00%
17	Cameroon	3	1	-66.67%
18	Canada	2	3	50.00%
19	China	38	14	-63.16%
20	Columbia	7	5	-28.57%
21	Congo	3		-100.00%
22	Costa Rica		1	-
23	Croatia	582	274	-52.92%
24	Cuba	7	5	-28.57%
25	Czech Republic	5	2	-60.00%
26	Denmark	3	2	-33.33%
27	Dominican Republic	3	1	-66.67%
28	Ecuador	8	2	-75.00%
29	Egypt	7	2	-71.43%
30	Ethiopia	2		-100.00%
31	France	13	14	7.69%
32	Georgia	8	1	-87.50%
33	Germany	51	55	7.84%
34	Ghana	1		-100.00%



No.	COUNTRY	2012	2013	+/- (%) (2013/2012)
35	Great Britain	3	1	-66.67%
36	Hungary	6	7	16.67%
37	India	15	2	-86.67%
38	Indonesia	3	1	-66.67%
39	Iran	7	4	-42.86%
40	Iraq	6		-100.00%
41	Israel	1		-100.00%
42	Italia	65	35	-46.15%
43	Ivory Coast	1	1	0.00%
44	Jamaica	1	1	0.00%
45	Jordan	1	2	100.00%
46	Kazakhstan	21	8	-61.90%
47	Kenya	2	1	-50.00%
48	Kosovo (UNSCR 1244)*	796	805	1.13%
49	Kyrgyzstan		1	-
50	Lebanon	8	5	-37.50%
51	Libya	2	3	50.00%
52	Lithuania	1		-100.00%
53	Luxembourg	1	1	0.00%
54	Macedonia	15	6	-60.00%
55	Madagascar	1		-100.00%
56	Malaysia		4	-
57	Malta	1	1	0.00%
58	Mauritania		1	-
59	Mauritius	6	6	0.00%
60	Moldova	21	9	-57.14%
61	Mongolia	1		-100.00%
62	Montenegro	61	34	-44.26%
63	Morocco	9	2	-77.78%
64	Namibia	1		-100.00%
65	Nigeria	9		-100.00%
66	Norway	2	3	50.00%
67	Oman	5		-100.00%
68	Pakistan	1	2	100.00%
69	Peru	17	1	-94.12%
70	Philippines	12	3	-75.00%
71	Poland	20	12	-40.00%
72	Romania	23	2	-91.30%

No.	COUNTRY	2012	2013	+/- (%) (2013/2012)
73	Russian Federation	293	109	-62.80%
74	Saudi Arabia	6	8	33.33%
75	Serbia	319	258	-19.12%
76	Slovakia	4	5	25.00%
77	Slovenia	21	12	-42.86%
78	South Africa	12	4	-66.67%
79	Spain	2	1	-50.00%
80	Sri Lanka	2		-100.00%
81	Sweden	1	5	400.00%
82	Switzerland	5	8	60.00%
83	Syrian Arab Republic	5	5	0.00%
84	Taiwan	3		-100.00%
85	Tajikistan		1	-
86	Thailand	5	3	-40.00%
87	The Netherlands	6	2	-66.67%
88	Tunisia	4	9	125.00%
89	Turkey	253	141	-44.27%
90	Turkmenistan	1	1	0.00%
91	Uganda		1	-
92	Ukraine	1	5	400.00%
93	United Arab Emirates		7	-
94	Unites States of America	3		-100.00%
95	Unknown nationality	3	6	100.00%
96	Uzbekistan		1	-
97	Vanuatu	2		-100.00%
98	Vietnam	7		-100.00%
99	Without nationality		8	-
100	Yemen	2		-100.00%
<b>TOTAL:</b>		<b>2,998</b>	<b>2,079</b>	<b>-30.65%</b>

\* REMARK: This title does not prejudice the status of Kosovo and is in line with the Security Council's UN Resolution 1244.

## ANNEX 5

### ILLEGAL CROSSINGS OF THE BiH BORDER IN 2012 AND 2013

No.	COUNTRY	2012	2013	+/- (%) (2013/2012)
1	Afghanistan	11	2	-81.82%
2	Albania	4	7	75.00%
3	Algeria	9	1	-88.89%
4	Bangladesh	2		-100.00%
5	Bosnia and Herzegovina	208	108	-48.08%
6	Bulgaria		3	-
7	Croatia	9	17	88.89%
8	Czech Republic	4		-100.00%
9	Eritrea		1	-
10	Germany	1		-100.00%
11	India	5		-100.00%
12	Iran		1	-
13	Libya	3		-100.00%
14	Montenegro	7	18	157.14%
15	Morocco	6	3	-50.00%
16	Pakistan	24	1	-95.83%
17	Palestine	3		-100.00%
18	Romania	1		-100.00%
19	Russian Federation	2		-100.00%
20	Serbia *	47	37	-21.28%
21	Slovenia	1		-100.00%
22	Somalia	4	1	-75.00%
23	Sri Lanka		2	-
24	Syrian Arab Republic	21	16	-23.81%
25	Tunisia	4		-100.00%
26	Turkey	7	4	-42.86%
27	Unknown nationality	6	6	0.00%
<b>TOTAL:</b>		<b>389</b>	<b>228</b>	<b>-41.39%</b>

\* REMARK: Of the total number of persons from Serbia, there were 12 from Kosovo (UNSCR 1244), and in 2013 there were no persons from Kosovo (UNSCR 1244).

## ANNEX 6

## TEMPORARY RESIDENCE PERMITS ISSUED IN BiH IN 2012 AND 2013

No.	COUNTRY	2012	2013	+/- (%) (2013/2012)
1	Afghanistan	1	1	0.00%
2	Albania	26	27	3.85%
3	Algeria	4	6	50.00%
4	Argentina	1	2	100.00%
5	Armenia	7	8	14.29%
6	Australia	24	21	-12.50%
7	Austria	231	319	38.10%
8	Azerbaijan	7	13	85.71%
9	Bahrain		1	-
10	Bangladesh	1	1	0.00%
11	Barbados		2	-
12	Belarus	7	7	0.00%
13	Belgium	9	8	-11.11%
14	Brazil	10	18	80.00%
15	Bulgaria	27	23	-14.81%
16	Burkina Faso		1	-
17	Canada	6	14	133.33%
18	Chad		1	-
19	Chile	1		-100.00%
20	China	584	674	15.41%
21	Columbia	1		-100.00%
22	Congo, Democratic Republic	1	1	0.00%
23	Congo, Republic	1		-100.00%
24	Costa Rica	5	8	60.00%
25	Croatia	1,031	1,028	-0.29%
26	Cyprus	1	1	0.00%
27	Czech Republic	30	54	80.00%
28	Denmark	7	11	57.14%
29	Dominican Republic	1	1	0.00%
30	Ecuador	1	1	0.00%
31	Egypt	54	49	-9.26%
32	Eritrea	1	1	0.00%
33	Ethiopia	2	4	100.00%
34	Finland	9	11	22.22%
35	France	45	43	-4.44%
36	Gana	1	1	0.00%
37	Georgia	3	1	-66.67%
38	Germany	332	331	-0.30%

No.	COUNTRY	2012	2013	+/- (%) (2013/2012)
39	Greece	14	13	-7.14%
40	Guinea Bissau	1	2	100.00%
41	Hungary	11	14	27.27%
42	India	44	45	2.27%
43	Indonesia	4	5	25.00%
44	Iran	36	18	-50.00%
45	Iraq	2	4	100.00%
46	Ireland	1	6	500.00%
47	Island	1	1	0.00%
48	Israel	10	8	-20.00%
49	Italy	139	181	30.22%
50	Japan	1	5	400.00%
51	Jordan	23	18	-21.74%
52	Kazakhstan	1	2	100.00%
53	Kenya		2	-
54	Korea, Republic	3	15	400.00%
55	Kuwait	6	18	200.00%
56	Kyrgyzstan	3	6	100.00%
57	Latvia	3	3	0.00%
58	Lebanon	3	4	33.33%
59	Libya	31	40	29.03%
60	Lithuania	25	8	-68.00%
61	Luxembourg	1	1	0.00%
62	Macedonia	382	539	41.10%
63	Malaysia	11	20	81.82%
64	Mauritania		1	-
65	Mauritius		1	-
66	Mexico	3	4	33.33%
67	Micronesia	1		-100.00%
68	Moldova	32	29	-9.38%
69	Mongolia	3	2	-33.33%
70	Montenegro	662	637	-3.78%
71	Morocco	7	8	14.29%
72	Mozambique	1		-100.00%
73	Namibia	1		-100.00%
74	Nepal	1	1	0.00%
75	New Zealand	1	5	400.00%
76	Nicaragua		1	-
77	Nigeria	1	1	0.00%
78	Norway	4	7	75.00%
79	Pakistan	8	8	0.00%
80	Palestine	25	36	44.00%

No.	COUNTRY	2012	2013	+/- (%) (2013/2012)
81	Peru	1		-100.00%
82	Philippines	7	4	-42.86%
83	Poland	72	35	-51.39%
84	Portugal	1	1	0.00%
85	Romania	90	62	-31.11%
86	Russian Federation	202	218	7.92%
87	San Marino	1		-100.00%
88	Saudi Arabia	14	13	-7.14%
89	Senegal	2	2	0.00%
90	Serbia	1,979	2,040	3.08%
91	Singapore	1	2	100.00%
92	Slovakia	31	39	25.81%
93	Slovenia	117	144	23.08%
94	South Africa	5	5	0.00%
95	Spain	18	17	-5.56%
96	Sudan	19	14	-26.32%
97	Swaziland		2	-
98	Sweden	11	16	45.45%
99	Switzerland	47	36	-23.40%
100	Syrian Arab Republic	33	72	118.18%
101	Tadjikistan	4	4	0.00%
102	Thailand	3	2	-33.33%
103	The Netherlands	48	41	-14.58%
104	Tunisia	3	10	233.33%
105	Turkey	1,843	2,360	28.05%
106	Uganda		4	-
107	Ukraine	57	60	5.26%
108	United Arab Emirates	1	1	0.00%
109	United Kingdom	69	82	18.84%
110	Unites States of America	173	243	40.46%
111	Uzbekistan	5	7	40.00%
112	Vietnam	1	1	0.00%
113	Yemen	1	3	200.00%
114	Zambia	1	1	0.00%
<b>TOTAL:</b>		<b>8,838</b>	<b>9,953</b>	<b>12.62%</b>

## ANNEX 7

### PERMANENT RESIDENCE PERMITS ISSUED IN BiH IN 2012 AND 2013

No.	COUNTRY	2012	2013	+/- (%) (2013/2012)
1	Albania		1	-
2	Algeria	2		-100.00%
3	Australia		4	-
4	Austria	10	28	180.00%
5	Belarus	1	1	0.00%
6	Belgium		2	-
7	Bulgaria		7	-
8	China	50	54	8.00%
9	Croatia	79	138	74.68%
10	Czech Republic		5	-
11	Egypt	3	5	66.67%
12	Estonia		1	-
13	Ethiopia		1	-
14	France	2	2	0.00%
15	Georgia		3	-
16	Germany	23	48	108.70%
17	India	2	7	250.00%
18	Iran	4	7	75.00%
19	Iraq		1	-
20	Italy	5	7	40.00%
21	Jordan	2	7	250.00%
22	Kenya		1	-
23	Korea, Republic	1		-100.00%
24	Kyrgyzstan	1		-100.00%
25	Latvia		1	-
26	Libya		1	-
27	Lithuania	1	3	200.00%
28	Macedonia	42	78	85.71%
29	Malaysia	2		-100.00%
30	Moldova	6	1	-83.33%
31	Montenegro	67	94	40.30%
32	Nepal	1	1	0.00%
33	Norway		1	-
34	Pakistan		1	-

No.	COUNTRY	2012	2013	+/- (%) (2013/2012)
35	Palestine	1		-100.00%
36	Phillipines		2	-
37	Poland	2	5	150.00%
38	Romania	4	5	25.00%
39	Russian Federation	10	30	200.00%
40	Saudi Arabia		2	-
41	Serbia	7	16	128.57%
42	Slovakia	1	5	400.00%
43	Slovenia	7	10	42.86%
44	Spain	1		-100.00%
45	Sudan	4	8	100.00%
46	Sweden	1	2	100.00%
47	Switzerland	1	7	600.00%
48	Syrian Arab Republic	4	7	75.00%
49	Thailand		1	-
50	The Netherlands	1	9	800.00%
51	Turkey	37	55	48.65%
52	Ukraine	7	18	157.14%
53	United Kingdom	3	5	66.67%
54	Unites States of America	5	15	200.00%
55	Uzbekistan	1		-100.00%
TOTAL:		401	713	77.81%



## ANNEX 8

### MEASURES UNDERTAKEN AGAINST FOREIGN NATIONALS IN 2013

No.	Country	Residence revoked		Revoked non-visa or temporary residence and expulsion	Expulsion	Placed under supervision at the Immigration Centre
		Non-visa and Temporary residence	Permanent residence			
1	Afghanistan				13	19
2	Albania	3		1	17	17
3	Algeria				1	4
4	Australia	2				
5	Austria	7			3	1
6	Bangladesh				5	8
7	Brazil	3				
8	Canada	2				1
9	China	22	36		2	1
10	Congo, Democrat Republic				2	1
11	Croatia	66	3	2	11	2
12	Denmark	1			1	
13	Dominican Republic	1				
14	Egypt	2				
15	Eritrea					1
16	Finland			1		
17	France	1				
18	Georgia		1			
19	Germany	20		5	1	
20	Great Britain	3		1	1	1
21	Greece	1				
22	Hungary	1		1	1	
23	India	2	7		1	
24	Iran	1			2	2
25	Iraq				2	1
26	Israel	1				
27	Italy	10		4	3	
28	Japan			2		
29	Jordan				1	10
30	Kosovo (UNSCR 1244)*			1	24	74
31	Kuwait				2	

No.	Country	Residence revoked		Revoked non-visa or temporary residence and expulsion	Expulsion	Placed under supervision at the Immigration Centre
		Non-visa and Temporary residence	Permanent residence			
32	Libya				7	8
33	Lithuania	1				
34	Macedonia	18			8	7
35	Mexico	1				
36	Moldova	1				
37	Montenegro	12		5	19	3
38	Morocco					3
39	Nigeria					2
40	Pakistan				2	3
41	Palestine				1	
42	Poland	2	1			
43	Portugal	1				
44	Romania	28		21	4	2
45	Russian Federation	5			2	3
46	Senegal	1				
47	Serbia	153	1	69	99	32
48	Slovakia	4				
49	Slovenia	12		4		
50	Somalia				1	
51	Sri Lanka				4	4
52	Sweden	1	1			
53	Switzerland	3		1		
54	Syrian Arab Republic	1	1	4	6	13
55	The Netherlands	2		1	1	
56	Turkey	22	5		31	13
57	Uganda				1	
58	Ukraine	2				
59	USA	11	1			
TOTAL:		430	57	123	279	236

\* REMARK: This title does not prejudice the status of Kosovo and is in line with the Security Council's UN Resolution 1244.

# ANNEX 9

## APPLICATIONS FOR INTERNATIONAL PROTECTION (ASYLUM) SUBMITTED TO RELEVANT STATE BODIES (FROM 1 JULY 2004 TO 31 DECEMBER 2013)

No.	COUNTRY	2004		2005		2006		2007		2008		2009		2010		2011		2012		2013		TOTAL		
		Applications	Persons	Applications	Persons	Applications	Persons	Applications	Persons	Applications	Persons	Applications	Persons	Applications	Persons	Applications	Persons	Applications	Persons	Applications	Persons	Applications	Persons	
1	Afghanistan													11	11	2	2			6	6	19	19	
2	Albania			1	1																		1	1
3	Algeria	1	1									1	1	1	1	10	10	2	2	8	8	23	23	
4	Armenia																			1	1	1	1	
5	Bangladesh	3	3	8	8			1	1											6	6	18	18	
6	Brazil							1	1														1	1
7	Cameroon									1	1	1	1	1	2	1	2						4	6
8	China	3	3	3	3	1	1	3	3			1	1	1	1								12	12
9	Croatia			2	3	3	3			2	2	1	1										8	9
10	Egypt														1	1							1	1
11	Eritrea																	3	3				3	3
12	Ethiopia			2	2									3	3	1	1						6	6
13	France											1	1										1	1
14	Georgia											1	1										1	1
15	Germany					1	1					1	1	1	1								3	3
16	Haiti													1	1								1	1
17	Hungary																				1	1	1	1
18	India									6	6												6	6
19	Iran							2	2					1	3	2	3	1	1	2	2	8	11	
20	Iraq			7	7	1	1					3	3	2	2					1	1	14	14	
21	Ivory Coast	1	1																				1	1
22	Jordan					1	1																1	1
23	Kazakhstan													1	1								1	1
24	Libya																	2	2				2	2
25	Lithuania							1	1														1	1
26	Macedonia	4	13	17	20	1	1	1	1	4	7												27	42
27	Moldova	3	3	3	3	2	2											1	1				9	9
28	Montenegro							2	2														2	2
29	Morocco			1	1										5	6	2	2					8	9
30	Myanmar																1	1					1	1
31	Nigeria											1	1			1	1			1	1	3	3	
32	Pakistan			5	5			2	2	1	1			1	1	4	4			2	2	15	15	
33	Palestine			3	4	1	1			1	2					4	4	2	2	1	1	12	14	
34	Poland					1	2			1	1												2	3
35	Romania	1	1	2	2	2	2							1	1								6	6

No.	COUNTRY	2004		2005		2006		2007		2008		2009		2010		2011		2012		2013		TOTAL		
		Applications	Persons	Applications	Persons	Applications	Persons	Applications	Persons	Applications	Persons	Applications	Persons	Applications	Persons	Applications	Persons	Applications	Persons	Applications	Persons	Applications	Persons	
36	Russian Federation			1	3							1	1									2	4	
37	Saudi Arabia			1	1																	1	1	
38	Serbia							132	564	28	73	17	55	12	35	7	9	3	3	4	8	203	747	
39	Serbia and Montenegro	27	70	36	78	21	52															84	200	
40	Slovenia					2	2															2	2	
41	Somalia															1	1				1	1	2	2
42	Sri Lanka							3	3	1	1										1	1	5	5
43	Syrian Arab Republic							1	1			1	2	1	1			22	35	36	59	61	98	
44	Tunisia			2	2							1	1			2	2	1	1			6	6	
45	Turkey									1	1	1	1								1	1	3	3
46	Ukraine	3	3	3	3																	6	6	
47	Without nationality																				1	1	1	1
TOTAL:		46	98	97	146	37	69	149	581	46	95	32	71	38	64	41	46	40	53	73	100	599	1.323	

## ANNEX 10

## NUMBER OF ISSUED WORK PERMITS TO FOREIGNER NATIONALS IN BiH IN 2012 AND 2013

No.	COUNTRY OF ORIGIN	2012	2013	+/- (%) (2013/2012)
1	Albania	6	7	16.67%
2	Algeria		1	-
3	Australia	4	1	-75.00%
4	Austria	54	51	-5.56%
5	Azerbaijan	1	1	0.00%
6	Bahrain		4	-
7	Belarus	1	1	0.00%
8	Belgium	3	2	-33.33%
9	Brazil	2	3	50.00%
10	Bulgaria	2	5	150.00%
11	Cameroon		1	-
12	Canada		3	-
13	China	368	350	-4.89%
14	Congo, Democratic Republic	1		-100.00%
15	Croatia	234	231	-1.28%
16	Czech Republic	9	6	-33.33%
17	Denmark	1	3	200.00%
18	Dominican Republic	1	1	0.00%
19	Egypt	12	17	41.67%
20	France	14	16	14.29%
21	Germany	57	49	-14.04%
22	Great Britain	9	9	0.00%
23	Greece	2	3	50.00%
24	Hungary	10	10	0.00%
25	India	20	16	-20.00%
26	Indonesia		1	-
27	Iran	16	15	-6.25%
28	Iraq	1		-100.00%
29	Ireland	1	1	0.00%
30	Israel	1	1	0.00%
31	Italy	85	92	8.24%
32	Japan	1	1	0.00%
33	Jordan	6	7	16.67%
34	Korea, Republic	3	3	0.00%

No.	COUNTRY OF ORIGIN	2012	2013	+/- (%) (2013/2012)
35	Kuwait	13	28	115.38%
36	Kyrgyzstan	1	1	0.00%
37	Latvia	2		-100.00%
38	Libya	8	13	62.50%
39	Lithuania	15	6	-60.00%
40	Macedonia	48	60	25.00%
41	Malaysia	7	4	-42.86%
42	Mongolia	1	1	0.00%
43	Montenegro	86	70	-18.60%
44	Nepal	4	1	-75.00%
45	Norway		1	-
46	Pakistan	5	4	-20.00%
47	Poland	8	8	0.00%
48	Portugal	1		-100.00%
49	Romania	47	23	-51.06%
50	Russian Federation	113	96	-15.04%
51	Saudi Arabia	12	15	25.00%
52	Senegal	3	2	-33.33%
53	Serbia	800	809	1.13%
54	Slovakia	15	10	-33.33%
55	Slovenia	67	71	5.97%
56	South Africa	1	1	0.00%
57	Spain	6	5	-16.67%
58	Sweden	3	2	-33.33%
59	Switzerland	3	4	33.33%
60	Syrian Arab Republic	11	16	45.45%
61	Thailand	1		-100.00%
62	The Netherlands	11	11	0.00%
63	Tunisia		1	-
64	Turkey	333	354	6.31%
65	Ukraine	8	10	25.00%
66	United States of America	14	23	64.29%
67	Uzbekistan	1	1	0.00%
<b>TOTAL:</b>		<b>2,573</b>	<b>2,563</b>	<b>-0.39%</b>



Supported by:



Schweizerische Eidgenossenschaft  
Confédération suisse  
Confederazione Svizzera  
Confederaziun svizra



Technical support:



International Organization for Migration (IOM)