

MTM i-Map

Migration and Development Layer

LEBANON

Latest update of contents: February 2013

The profile provides data from official national sources to the extent possible, complemented by data of international organisations and research projects in case national data was not available. Data may deviate according to source due to differences in data collection methods and in definitions applied.

NB: Sources are referred to with a reference number (R1, R2, etc.). A list of references including all sources as well as an overview on national data collection on migration and remittances are provided in the section 7 'Sources'.

Table of Content

1	LEBANON AT A GLANCE	3
2	THE MIGRATION SITUATION	5
2.1	EMIGRATION MOVEMENTS	5
2.2	IMMIGRATION MOVEMENTS	8
3	TRANSNATIONAL LIFE OF MIGRANTS	9
3.1	NATIONAL LEGISLATION AND POLICY FRAMEWORK ON THE TRANSNATIONAL LIFE OF MIGRANTS	9
3.2	INVOLVEMENT OF MIGRANT ORGANISATIONS IN THEIR COUNTRY OF ORIGIN	9
3.3	OTHER	10
3.4	INITIATIVES RELATED TO THE TRANSNATIONAL LIFE OF MIGRANTS	10
4	FINANCIAL REMITTANCES TRANSFERS AND MIGRANTS' INVESTMENTS	13
4.1	NATIONAL LEGISLATION ON ECONOMIC INCENTIVES FOR MIGRANTS	13
4.2	FINANCIAL REMITTANCE: INFLOWS, CHARACTERISTICS AND IMPACT	13
4.3	MIGRANT FINANCIAL REMITTANCES MARKETPLACE: CHANNELS AND COSTS	16
4.4	COLLECTIVE FINANCIAL REMITTANCES AND DONATIONS	17
4.5	MIGRANT CAPITAL INVESTMENTS AND ENTREPRENEURSHIP	18
4.6	INITIATIVES RELATED TO FINANCIAL REMITTANCES INFLOWS AND MIGRANTS' INVESTMENTS	18
5	'RETURN' MIGRATION	20
5.1	NATIONAL PROGRAMMES RELATED TO 'RETURN' MIGRATION	20
5.2	'RETURN' MIGRATION MOVEMENTS	20
5.3	IMPACT OF 'RETURN' MIGRATION	20
5.4	OTHER	21
5.5	NATIONAL INITIATIVES RELATED TO 'RETURN' MIGRATION	21
6	MIGRATION AND DEVELOPMENT: ACTORS, POLICIES AND FRAMEWORKS OF COOPERATION	22
6.1	LINKAGES BETWEEN MIGRATION AND DEVELOPMENT IN NATIONAL POLICIES	22
6.2	RELEVANT BILATERAL AGREEMENTS AND OTHER FRAMEWORKS OF COOPERATION	22
6.3	DESCRIPTION OF MOST RELEVANT NATIONAL MIGRATION AND DEVELOPMENT ACTORS	23
7	SOURCES	24
7.1	LIST OF REFERENCES	24
7.2	OVERVIEW ON NATIONAL DATA COLLECTION ON MIGRATION AND REMITTANCES	25

1 Lebanon at a Glance

Table 1.1 – Lebanon at a Glance			
Topic	Indicator	Data	Source
Population	Total (estimates, 2007)	3,759,100	Central Administration for Statistics (CAS) (EN) Lebanon in Figures (2008) (EN), for forecasts please refer to: UNDESA (EN)
	Growth rate (estimates, 2010-2015)	0.7%	UNDP (EN, FR) HDR 2011 (AR, EN, FR)
	Female	n/a	n/a
	Birth rate (per 1000) (2011)	15	World Bank Database (AR, EN, FR)
	Fertility rate (births per woman) (2011)	1.8	HDR 2011 (AR, EN, FR)
	Mortality rate (per 1000) (2009)	Under five: 12 Adult female: 85 Adult male: 166	HDR 2011 (AR, EN, FR)
	Life expectancy at birth (years) (2011)	72.6	HDR 2011 (AR, EN, FR)
	0-24 years (2010)	44.1%	Lebanon in Figures (2008) (EN)
	25-64 years (2010)	46.2%	Lebanon in Figures (2008) (EN)
	65 years and above (2010)	9.6%	Lebanon in Figures (2008) (EN)
Economy	GDP (2007 - 2011)	USD 42,185,230,768*	World Bank Database (AR, EN, FR)
	GDP per capita (2011)	USD 9,904**	World Bank Database (AR, EN, FR)
	GDP growth rate (2011)	3%	World Bank Database (AR, EN, FR)
	Public debt (net, total, September 2012)	LBP 72115 billion***	Bank of Lebanon (EN)
	Inflation rate, consumer prices (2010)	4%	World Bank Database (AR, EN, FR)
	Inactivity rate (2007)	56.6%	CAS Living Conditions Survey (2007), quoted in Lebanon in Figures (2008) (EN)
	Main import countries (2011)	European Union (27), United States, China, Switzerland, Egypt	World Trade Organisation (WTO) (EN, FR) Trade Profile (EN, FR)
	Main export countries (2011)	South Africa, Switzerland, EU 27, United Arab Emirates, Saudi Arabia	Trade Profile (EN, FR)
Migration	Net migration rate (per 1000)	n/a	n/a
	Emigration rate of	38.6%	World Bank (AR, EN, FR),

	tertiary educated		Migration and Remittances Factbook (EN)
	Internal migration rate	n/a	n/a
	Immigrants (of total population)	17.8%	Migration and Remittances Factbook (EN)
Develop- ment	Human Development Index (HDI) Rank	71 out of 187	HDR 2011 (AR , EN , FR)
	Gender Inequality Index Rank	76 out of 187	HDR 2010 (AR , EN , FR)
	Multidimensional Poverty Index Rank	n/a	n/a
	GINI Coefficient (Income)	n/a	n/a
	Literacy rate (adults aged 15 and older) (2005 – 2010)	89.6%	HDR 2011 (AR , EN , FR)
	Population living below USD 1.25/day	n/a	n/a
	Official Development Assistance (ODA) Received (Total, 2010)	USD 489,980,530****	Organisation for Economic Co-Operation and Development (OECD) (EN , FR)
	ODA Development Assistance Committee Countries (2010)	USD 320,229,440*****	OECD (EN , FR)
	ODA multilateral agencies (2010)	USD 147,291,810*****	OECD (EN , FR)
	ODA (Main donors, DAC countries)	United States, France, Italy, Germany, Switzerland	OECD (EN , FR)
* EUR 31,632,596,557 ** EUR 7,426 *** EUR 37 billion **** EUR 372,722,144 ***** EUR 243,594,584 ***** EUR 112,043,063			
N.B: Currencies were converted according to EC exchange rates (EN , FR) of December of the year in which the data was collected.			

2 The Migration Situation

2.1 Emigration Movements

2.1.1 The Extent of Emigration Movements

A study by the [Central Administration for Statistics](#) (EN) and the [General Directorate of General Security](#) ([AR](#), [EN](#), [FR](#)) showed that the **number of Lebanese emigrants** since 1975 ranges **between 1 and 1.3 million** ([R1](#)).

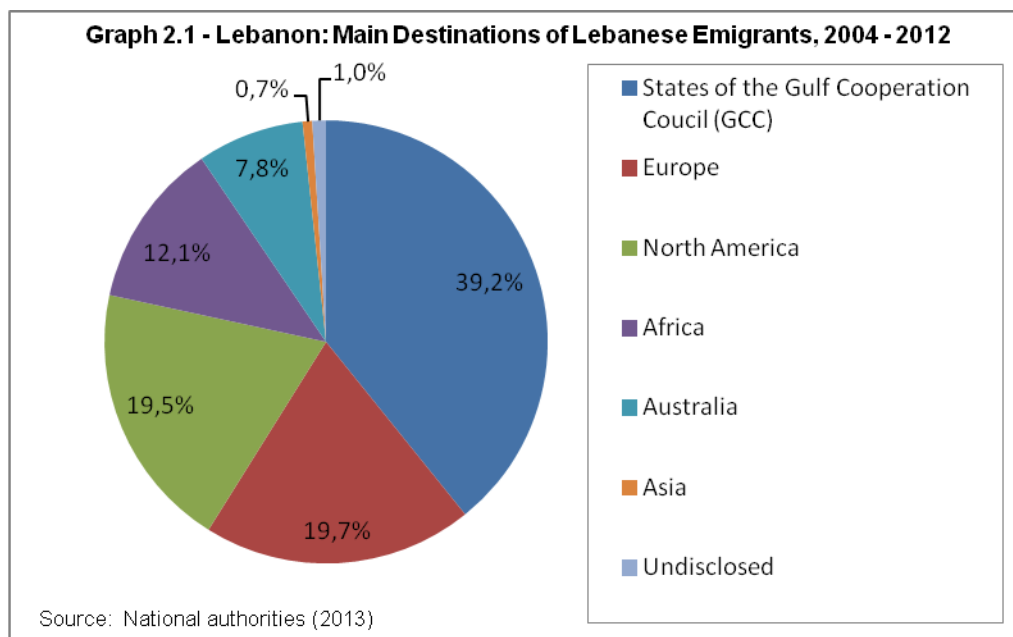
The wish to migrate has increased particularly after the war of 2007: 13% of household members and 7% of entire households have expressed a wish to emigrate, and 35% among them have already started putting this wish into practice. ([R2](#) ([AR](#), [EN](#))).

An additional source on migration data is the [Global Migrant Origin Database](#) (EN), launched by [the Development Research Centre on Migration, Globalisation and Poverty](#) (EN) of the [University of Sussex](#) (EN), which provides statistical data on the Lebanese emigrants based on data collected through National Population and Housing Censuses of destination countries, which is downloadable in excel format [here](#) (EN).

Further data on the stock of emigrants is provided by international sources, inter alia:

- The [World Bank](#) ([AR](#), [EN](#), [FR](#)) [Migration and Remittances Factbook](#) (EN); and
- The [UNDP](#) ([EN](#), [FR](#)) [Human Development Report \(2009\)](#) ([AR](#), [EN](#), [FR](#)).

2.1.2 Main Countries of Destination



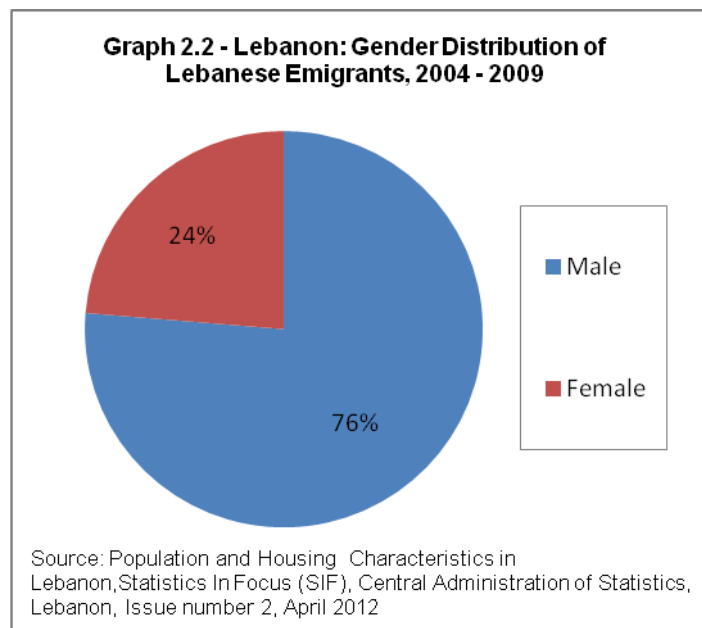
The main destinations of Lebanese who emigrated between 2004 and 2009 were GCC countries and Europe (R1).

Further information on Lebanese emigration to the Gulf can be accessed in the following publications:

- [Lebanese Migration to the Gulf: Impact on Lebanese Expatriates in the Gulf \(2011\)](#) (EN); and
- [The Global Financial Crisis: Impact on Lebanese Expatriates in The Gulf \(2011\)](#) (EN).

2.1.3 Characteristics of Emigrant Population

Gender

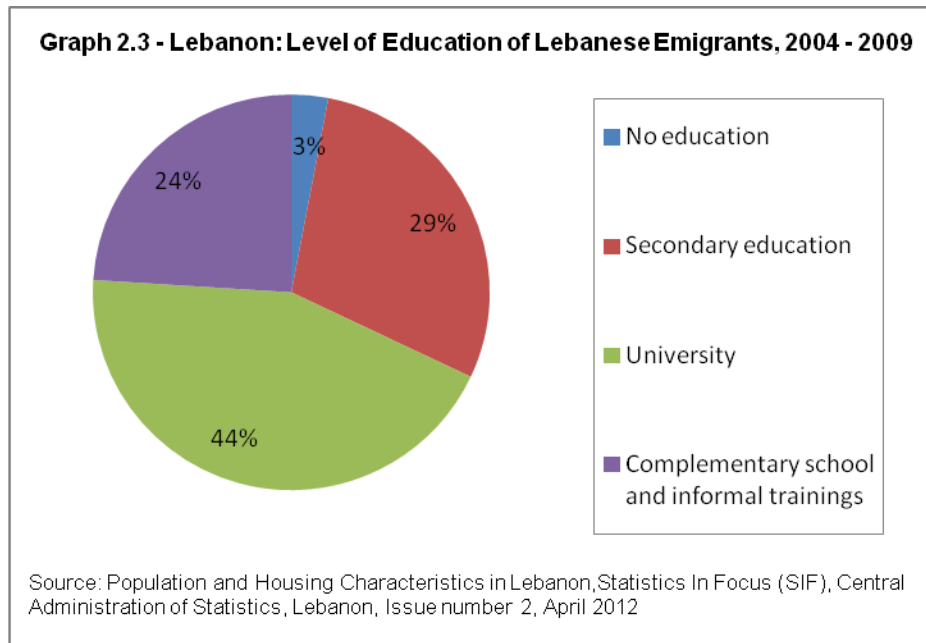


The majority of those who emigrated between 2004 and 2009 were male (R2 (AR, EN)).

Age

25% of Lebanese emigrants were under the age of 25 and 44% were aged between 25 and 34 years (R1).

Level of Education



44% of those who emigrated between 2004 and 2009 held a university degree (compared with 16% of the total resident population of Lebanon) (R2 ([AR](#), [EN](#))).

For further reading on brain drain, please refer to the publication [Managing Human Resources as an Approach to Curbing Brain Drain and the](#)

[Migration of Qualified Persons in Lebanon \(2007\)](#) (AR).

Business Area/Sector of Activity/Professional Position

Half of those who emigrated between 2004 and 2009 did not have a job in Lebanon and were hoping to find one abroad (R2 ([AR](#), [EN](#))). No data on business area or sector of activity of those who had a job before emigration could be collected at this stage.

For information on the impact of outward labour migration flows on national labour markets please refer to the publication [Labour Market Performance and Migration Flows in Lebanon \(2009\)](#) (EN).

Other

Emigration movements from Lebanon include refugee flows. According to the [UN High Commissioner on Refugees \(UNHCR\)](#) ([AR](#), [EN](#), [FR](#)) [Country Operations Profile \(2012\)](#) (EN), as of January 2012, 15,013 refugees and 1,354 asylum seekers originated from Lebanon. Further Information on Lebanese as asylum seekers and refugees abroad can be accessed on the [UNHCR](#) website and in the [MTM i-Map irregular and mixed migration profile on Lebanon](#) ([AR](#), [EN](#), [FR](#)) (restricted access).

2.2 Immigration Movements

N.B: Data on 'return' migration is displayed separately under section 'Return migration'.

2.2.1 The Extent of Immigration Movements

The number of foreigners in Lebanon is estimated at about 750,000 by Lebanese authorities (2012) and the influx of foreign workers was particularly high after the end of the civil war in 1990. Overall, foreigners constitute around 35% of the labour force in Lebanon. The [Ministry of Labour](#) (AR) is annually renewing an average of 150,000 work permits. [World Bank](#) ([AR](#), [EN](#), [FR](#)) statistics, however, show that a large segment of foreign workers are irregular migrants. One sector particularly prone to irregular migrants is seasonal work in agriculture ([R1](#)).

2.2.2 Main Countries of Origin

A large percentage of labour migrants in Lebanon originate from Ethiopia, Sri Lanka, the Philippines, and Bangladesh ([R1](#)).

2.2.3 Characteristics of Immigrant Population

No data could be collected at this stage.

Other

Immigration movements to Lebanon include refugee flows. According to the [UN High Commissioner on Refugees \(UNHCR\)](#) ([AR](#), [EN](#), [FR](#)) [Country Operations Profile \(2012\)](#) (EN), as of January 2012, 8,990 refugees and 1,736 asylum seekers were residing in Lebanon. Further information on asylum seekers and refugees in Lebanon can be accessed on the UNHCR website and in the [MTM i-Map irregular and mixed migration profile on Lebanon](#) ([AR](#), [EN](#), [FR](#)) (restricted access).

With regard to temporary labour migrants, information can be accessed in the publication [Towards Effective Temporary Labor Migration Schemes: Report on Lebanon and Jordan \(2011\)](#) (EN).

3 Transnational Life of Migrants

3.1 National Legislation and Policy Framework on the Transnational Life of Migrants

National authorities pointed out that the government was aware of the significance of Lebanese emigrants and all ministerial statements emphasized the importance of keeping communication channels open between Lebanese abroad and their home country. The Ministry of Foreign Affairs and Emigrants was established in 1993 in order to facilitate communication with the Lebanese emigrant community (through media outlets, education, etc.) and to coordinate with emigrants on all levels (R1).

The transnational life of migrants is, inter alia, facilitated through dual citizenship and granting of voting rights.

Dual Citizenship

Dual citizenship is tolerated in Lebanon as per [Law of 1946](#) (EN), as amended by [Decree No. 10828 of 1962](#) (EN). It is facilitated by allowing Lebanese citizens to renounce their Lebanese citizenship if so required by the country in which they want to apply for citizenship. After having acquired the new citizenship they may get back the Lebanese citizenship (R3 (AR, EN, FR)). Citizenship, however, can only be passed on by the father, not by the mother.

The reacquisition of Lebanese citizenship by descendants of Lebanese citizens shall be facilitated based on a [Draft law](#) (EN) which was approved by the Council of Ministers on 12 December 2011 (unofficial translation). An analysis of the draft law can be accessed in [R4](#) (EN).

Voting Rights

In 2008, Law No. 25 was issued providing for the right of Lebanese abroad to vote in parliamentary elections (R1). Its implementation has been postponed and is foreseen to be effective before the 2013 general elections (R5 (EN)).

3.2 Involvement of Migrant Organisations in their Country of Origin

The EC-funded project [European-wide African Diaspora Platform for Development \(EADPD\)](#) (EN, FR) will produce a **Comprehensive Database on African Migrant Organisations**, which will provide information on the African migrant organisations in EU MS and Switzerland working in the field of migration and development, as well as on their activities and funding sources.

3.3 Other

In many cases, Lebanese diaspora supports communal structures such as communal organisations and institutions ([R6](#) (EN)).

For further reading on the transnational life of migrants please refer to the publications of the Lebanese Emigration Research Centre (LERC) at Notre Dame University (NDU) (EN):

- [Transnational Networks of the Lebanese-Nigerian Diaspora \(2010\)](#) (EN);
- [New century, old story! Race, religion, bureaucrats, and the Australian Lebanese story \(2009\)](#) (EN);
- [Lebanese-Americans Identity, Citizenship and Political Behavior \(2009\)](#) (EN);
- [Lebanese Diaspora and Homeland Relations \(2007\)](#) (EN); and
- [Modes of Engagement: Migration, self- initiated expatriation and career development \(2010\)](#) (EN).

3.4 Initiatives Related to the Transnational Life of Migrants

The following examples of initiatives related to transnational life of migrants have been introduced by national and international institutions (table 3.1).

Table 3.1 – Lebanon: Initiatives by National and International Institutions Related to the Transnational Life of Migrants			
Agency	Initiative	Cooperation	Aim
Directorate of Emigrants of the Ministry of Foreign Affairs and Emigrants (EN)*	Lebanese Emigrant Youth Camp in Lebanon	World Lebanese Cultural Union (EN)	To promote cultural linkages between the young generation of Lebanese emigrant communities and Lebanon
Directorate of Emigrants of the Ministry of Foreign Affairs and Emigrants (EN)*	Emigrants Map (EN) (in progress), elaborated as part of the ICMPD project Strengthening African and Middle Eastern Diaspora Policy through South-South Exchange (AMEDIP) (EN)		To provide information on Lebanese communities around the world
Ministry of Tourism (EN)*	Promotion of tourism in Lebanon targeting	- Ministry of Foreign Affairs and Emigrants	1) To promote Lebanon’s cultural heritage and encourage seasonal tourism by Lebanese emigrants; and

	Lebanese residing abroad	(EN) - Investment Development Authority in Lebanon (IDAL) (EN) - Private sector	2) To encourage Lebanese emigrants to invest in tourism-related projects. The Ministry of Tourism created the website http://destinationlebanon.gov.lb/ which provides visitors with tourism and travel information including facts, maps, history, culture, transport, and weather in Lebanon.
UNDP in Lebanon (EN)*	LIVE LEBANON (EN)	- Directorate of Emigrants of the Ministry of Foreign Affairs and Emigrants (EN) - Ministry of Tourism (EN) - Italian Development Cooperation (EN) - Local municipalities - NGOs - Lebanese embassies worldwide - Foreign missions in Lebanon - Businesses - Cultural organisations with links to Lebanese emigrant communities; etc.	1) To promote and facilitate Lebanese emigrants' contribution to the development of Lebanon's under-privileged areas via Internet. 2) To create a partnership network between civil societies, local and foreign authorities, the private sector, and Lebanese emigrants to promote the initiative.
UNDP in Lebanon (EN) *	Transfer of Knowledge Through Expatriate Nationals (TOKTEN) (EN)	The Council for Development and Reconstruction (CDR) (EN) is the national counterpart agency for the project	1) To promote and facilitate volunteering among Lebanese emigrants. 2) To enhance the capacity of national institutions through technical expertise and policy advice; etc.
The International Executive Service Corps	Investment in Microfinance Project (EN) (2009 – 2014)	n/a	To identify and provide funds to potential borrowers, to provide technical assistance, and, ultimately, to create jobs and increase incomes in Lebanon's Information and

(IESC) (EN)			Communications Technology (ICT), tourism, and agribusiness sectors*** The IESC actively recruits diaspora volunteers for its Lebanon programme* ***
Lebanese American University (LAU) – Institute for Migration Studies	Lebanese Diaspora Databank (EN) (under construction, December 2012)	n/a	n/a
<p>N.B: This list is not exhaustive. Initiatives related to the transnational life of migrants in the cultural, health and sanitary field are not covered in this section.</p> <p>Sources: *Final report (2010) (AR, EN, FR) of the Joint ICMPD-IOM Project: Linking Emigrant Communities for More Development – Inventory of Institutional Capacities and Practices; ** http://www.iesc.org/middle-east.aspx *** Terrazas, Aaron Connected through Service: Diaspora Volunteers and Global Development (August 2010) (EN)</p>			

In December 2010, the [League of Arab States](#) ([AR](#), [EN](#)) Arab Expatriates Department ([AR](#), [EN](#)) held the First Conference of Arab Expatriates ‘A Bridge for Communication’. Conference documents can be downloaded [here](#) (EN).

4 Financial Remittances Transfers and Migrants' Investments

4.1 National Legislation on Economic Incentives for Migrants

Legislation	Description
Legislative Decree No. 11614 of 1969 as amended by Law No. 296 of 2001 on the Foreign Acquisition of Property and Property Rights in Lebanon (EN)	It defines the access to real estate for Lebanese and foreign nationals and eases legal restrictions on foreign property ownership, thus encouraging investments in Lebanon, particularly in industry and tourism. The law further lowers real estate registration fees for both Lebanese and foreign nationals.
Law No. 360 of 2001 on Investment Development in Lebanon (EN)	<p>It regulates the investment promotion of domestic and foreign entities in Lebanon and stipulates a series of incentives, such as tax exemptions granted for investments in fields of technology, information, telecommunications and media, tourism, industry, and agriculture. The law foresees the division of Lebanon into three investment zones located outside Beirut, subject to different regulations.</p> <p>It further established the public agency Investment Development Authority of Lebanon (IDAL) (EN), which is, inter alia, entrusted with the development of a programme aimed at encouraging and attracting Lebanese emigrants to invest in Lebanon.</p>
Sources: Final Report (2010) (AR, EN, FR) of the Joint ICMPPD-IOM Project: Linking Emigrant Communities for More Development – Inventory of Institutional Capacities and Practices; national authorities (2013)	

In general, Lebanon has a liberal capital market that facilitates investments in Lebanon, according to Lebanese authorities (R1).

4.2 Financial Remittance: Inflows, Characteristics and Impact

4.2.1 Financial Remittances Inflows

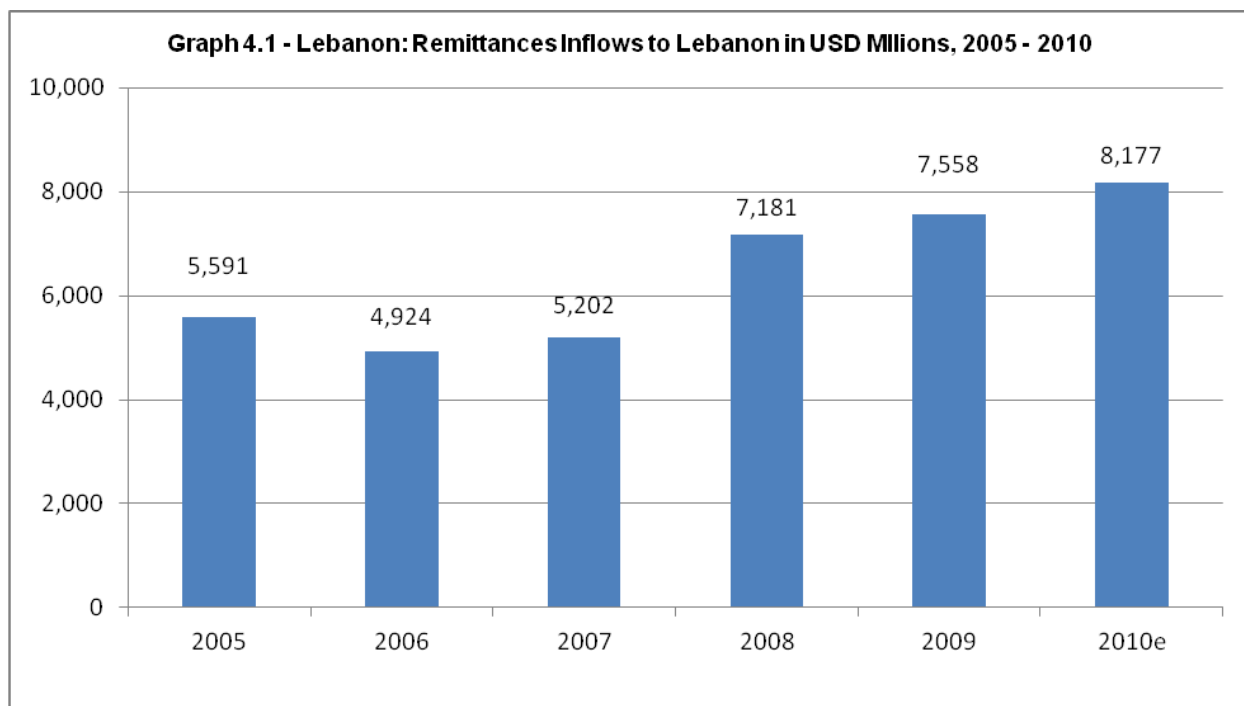
National authorities distinguish three types of remittances (R1):

- Official money transfer through banks and financial institutions;
- Money sent home through friends or family members on visit; and
- Sending of commodities.

The value of all these forms of remittances amounts to over USD 8.2 billion, according to estimates of the [Association of Banks in Lebanon](#) ([AR](#), [EN](#), [FR](#)). National authorities, however, acknowledge that it is difficult to track the size of remittances entering Lebanon through unofficial channels ([R1](#)).

National authorities pointed out that remittances, having increased by 12.07% in the first 3 quarters of 2012, constitute one of the main pillars of Lebanese economy ([R1](#)).

Graph 4.1 displays [World Bank](#) ([AR](#), [EN](#), [FR](#)) remittances data ([R7](#) (EN)). However, inconsistencies regarding data collection and definitions on remittances have occurred, particularly in times of crisis ([R8](#) (EN)).



The Relative Size of Remittances Inflows

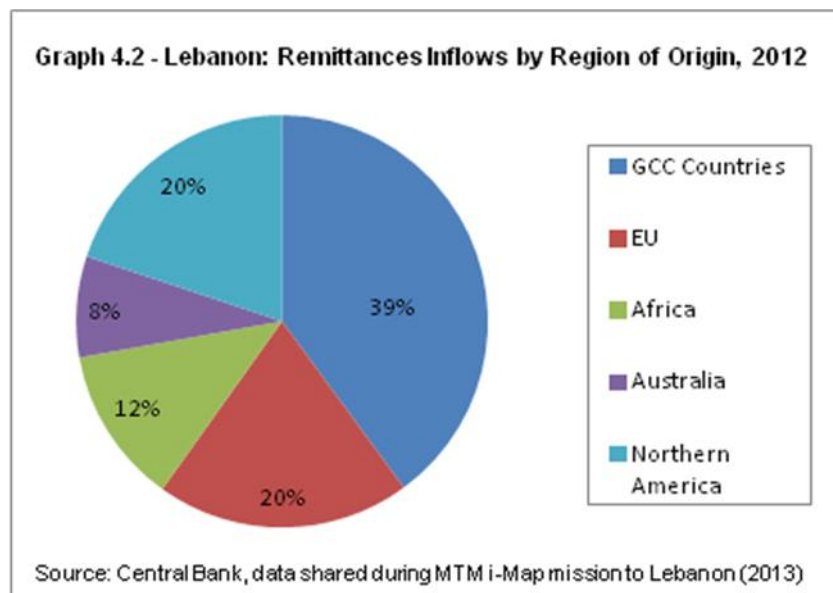
Table 4.2 – Lebanon: Estimates on the Relative Size of Financial Remittances Inflows	
Inflows total	USD 5,769 millions
As % of GDP	24.4%
As % of net ODA receipts	614.1%
Ratio of workers' remittances to FDI	2
Source: UNDP (EN, FR) Human Development Report (HDR) 2009 (AR, EN, FR)	

Lebanon is one of the largest remittances-receivers in terms of percentage of GDP (R9 (EN)).

No data on the amounts / frequency of remittances inflows to Lebanon could be collected at this stage.

4.2.2 Main Countries of Origin of Financial Remittances

The highest share of remittances was sent from GCC countries, followed by the EU and Northern America, according to data of the Lebanese Central Bank (graph 4.2).



4.2.3 Characteristics of Financial Remittances Recipients

No data on the characteristics of remittances recipients is collected by national authorities (R1).

4.2.4 Use of Financial Remittances Inflows

Remittances are used for (R1):

- Household expenses (consumption, medication, education);
- Investments in real estate (70% of apartments sold in 2008 were sold to Lebanese emigrants);
- Financial investments;
- Spending in the field of Tourism and Services during the visits conducted by Lebanese emigrants back to their country (hotels, restaurants, car rental companies, etc); and
- Purchase of bonds both in Lebanese and in foreign currency.

4.2.5 Impact of Financial Remittances

The impact of remittances on education attendance and education attainment in Lebanon is larger for women than for men. Remittances had the most significant impact on the education of those aged between 18 and 24. The impact on other age groups was statistically not significant (R11 (EN), based on data collected between February 2004 to April 2005 in the framework of the cross sectional National Survey of Household Living Conditions (HLC) (sample size: 56,513)).

No data on the impact of remittances on other areas could be collected at this stage.

For additional reading please refer to the master thesis [Capital Inflows to Lebanon: Curse or Blessing? \(2010\)](#).

4.3 Migrant Financial Remittances Marketplace: Channels and Costs

4.3.1 Mode of Financial Remittances Transfers to Lebanon

No data could be collected at this stage.

4.3.2 Financial Remittances Marketplace

Banks such as Banque Audi, BLOM, Bank of Beirut, and Byblos target the diaspora with services such as housing loans or saving accounts. The capital of Lebanese abroad plays a significant role for Lebanese banks: 42 out of 86 banks in Lebanon were initially financed by Lebanese abroad (R13 (EN)).

No further information on the remittances marketplace could be collected at this stage.

4.3.3 Costs of Money Transfers to Lebanon

High transfer costs affect the amount received by remittance recipients. Therefore, the following Money Transfer Price Comparison Services allow for queries on the money transfer costs charged by Money Transfer Operators (MTOs) between Lebanon and the sending countries covered. In order to query the costs, please click on the service and select MTO and the amount.

Table 4.3 – Lebanon: Money Transfer Price Comparison Services				
Service	Established by	Sending Countries Covered	Amounts Covered	Money Transfer Operators (MTOs) Covered for Transfers to Lebanon
Remittances Prices World-wide (EN)	World Bank (AR , EN , FR)	Germany, United States of America (USA)	USD 200 USD 500	Germany – Lebanon: Ria, MoneyGram, Western Union, Postbank, Hamburger Sparkasse, Volksbank Rhein-Ruhr, Commerzbank AG, Sparkasse Köln-Bonn, Hypo-Vereinsbank, Berliner Volksbank, Deutsche Bank, Hypo Vereinsbank, Deutsche Bank, Stadtsparkasse München USA – Lebanon: MoneyGram, Western Union, Citibank, Chase Bank, Bank of America
Send Money Home (EN)	UK Government’s Department for International Development (EN)	Combinations between 91 sending and 125 receiving countries are covered (access drop-down menu here (EN))	Every amount (in sending country currencies)	MTOs covered vary depending on the country combination chosen between 91 sending countries and 125 receiving countries and can be queried here (EN).
NB: This list is not exhaustive * The information provided on this website is based in a one-time survey that has been conducted in 2007 and is not being updated.				

The [World Bank](#) ([AR](#), [EN](#), [FR](#)) working paper [What Explains the Cost of Remittances? An Examination Across 119 Country Corridors \(2009\)](#) (EN) provides further information on the costs of remittances.

4.4 Collective Financial Remittances and Donations

Muslim emigrants have increasingly been sending donations to religious authorities in Lebanon in order to fulfill their religious duty of giving alms ('zakaat') ([R6](#) (EN)).

No data on other aspects of collective financial remittances and donations could be collected at this stage.

4.5 Migrant Capital Investments and Entrepreneurship

4.5.1 Entreprises Started/Jobs Created by Lebanese Nationals Abroad in Lebanon

No data could be collected at this stage.

Information on trade connections between Lebanese abroad and their country of origin, illustrated by e-commerce of Lebanese patisserie businesses, is provided in [R13](#) (EN). It states that in general, migrant entrepreneurship is hampered by a feeble confidence of emigrants in Lebanese institutions and business environment.

4.5.2 Investment Volume of Lebanese Nationals Abroad in Lebanon

No data could be collected at this stage.

4.5.3 Financial Capacities of Lebanese Nationals Abroad

No data could be collected at this stage.

4.5.4 Diaspora Bonds

Bonds for both Lebanese at home and abroad are offered by the Lebanese government, many of which have been purchased by Lebanese abroad ([R1](#)).

4.6 Initiatives Related to Financial Remittances Inflows and Migrants' Investments

The following examples of initiatives related to remittances and migrants' investments have been introduced by national and international institutions (table 4.4).

Table 4.4 – Lebanon: Initiatives by National and International Institutions Related to Remittances and Migrants' Investments			
Agency	Initiative	Cooperation	Aim
Directorate of Lebanese Emigrants in the Ministry	Conferences for	n/a	To provide Lebanese business men living abroad with information on investment

of Foreign Affairs and Emigrants (AR, EN, FR) *	Lebanese business men abroad		opportunities in Lebanon
Investment Development Authority in Lebanon (IDAL) (EN)	Bi-yearly conference	n/a	To encourage Lebanese abroad to invest in the country
The Lebanese International Business Council (LIBC) (EN)*	Planet Lebanon (EN) Lebanese-Arab Expatriates Networking Conference	Directorate of Emigrants of the Ministry of Foreign Affairs and Emigrants (EN)	The conference aims to develop and advance business opportunities by strengthening the links between Lebanese and Arab business communities
The Federation of Chambers of Commerce Industry and Agriculture in Lebanon (AR, EN) and the Lebanese International Chamber of Commerce (EN)	Data collection	n/a	To collect data that contributes to the development of investment opportunities (national authorities)

N.B: This list is not exhaustive

Source: *[Final report \(2010\)](#) ([AR](#), [EN](#), [FR](#)) of the Joint ICMPD-IOM Project: Linking Emigrant Communities for More Development – Inventory of Institutional Capacities and Practices.

5 'Return' Migration

5.1 National Programmes Related to 'Return' Migration

No information could be collected at this stage.

5.2 'Return' Migration Movements

Statistical data on the number of returnees does not exist. Media reports, however, suggest that only a small percentage of Lebanese abroad 'returned' to Lebanon – a percentage that is increasing during economically and politically stable periods ([R6](#) (EN)).

Additional information on 'return migration' can be accessed, inter alia, in the following publications:

- [Social Networks among Return Migrants to Post-War Lebanon \(2006\)](#) (EN); and
- [Insecurity, Migration and Return: The Case of Lebanon following the Summer 2006 War](#) (EN).

5.2.1 Main Countries of Origin of 'Return' Migrants

No data on the main countries of origin of 'return' migrants could be collected at this stage.

Lebanese emigrants residing in countries with difficult conditions for integration (e.g. Gulf and West African countries) tend to make more frequent return visits to Lebanon and not to plan to settle permanently in the country of destination ([R6](#) (EN)).

5.2.2 Characteristics of 'Return' Migrants to Lebanon

No data could be collected on characteristics of 'return' migrants at this stage (including gender, age, level of education, business area/sector of activity/professional position).

5.3 Impact of 'Return' Migration

No data could be collected at this stage.

5.4 Other

Economic circumstances were among the most significant reasons for 'return': Most 'returnees' either already had a job offer in Lebanon, they had set up their own business from abroad, or their 'return' was provoked by unemployment in the destination country, according to the report [Social Networks Among Return Migrants to Post-War Lebanon \(2006\)](#) (EN).

5.5 National Initiatives Related to 'Return' Migration

No information on initiatives related to 'return' migration could be collected at this stage.

6 Migration and Development: Actors, Policies and Frameworks of Cooperation

6.1 Linkages Between Migration and Development in National Policies

No single comprehensive policy relating to Migration and Development is currently in place.

6.2 Relevant Bilateral Agreements and Other Frameworks of Cooperation

Lebanon-EU relations are based on the [EU-Lebanon Association Agreement](#) (EN, FR), establishing a framework for political dialogue, enhancing trade and promoting cooperation in economic and social fields, **including migration**. The [EU-Lebanon Action Plan](#) (EN, FR) transforms these objectives into detailed actions. A second EU-Lebanon Action Plan is currently being prepared, reflecting the principles of the new [European Neighbourhood Policy](#) (EN, FR) revised in response to the Arab spring in 2011. Progress in achieving the Action Plan objectives is annually assessed by the [European Neighbourhood Policy Progress Reports](#) (EN) (R 15 (EN, FR), see also [European Neighbourhood and Partnership Instrument of the Republic of Lebanon, National Indicative Programme 2011 – 2013](#) (EN)).

Relevant Bilateral Agreements

Lebanon has signed a bilateral labour migration agreement with Syria ([R14](#) (EN)). No additional information on relevant bilateral agreements (e.g. social security agreements, bilateral agreements on labour migration) could be collected at this stage.

Development Cooperation

Data on Official Development Assistance (ODA) provided to Lebanon can be accessed in the [OECD Development Database on Official Development Assistance](#) (EN).

The website [Aidflows](#) (AR, EN, FR) allows for a visualisation of aid flows to Lebanon, as well as data on key development indicators and millennium development goals.

The [European Union](#) (EN, FR) portal [Decentralised Cooperation: Local and Regional Authorities for Development](#) (EN, FR) provides an overview on cooperation projects in Lebanon.

Furthermore, the [EC-UN Joint Migration and Development Initiative \(JMIDI\)](#) (EN, FR) is implementing a [Local authorities' M&D initiatives 'mapping exercise'](#) (EN). It also offers an [E-Learning Course on Running](#)

your M&D Project Successfully ([EN](#), [FR](#)) free of charge, covering all phases of project cycle management from Programming to Evaluation, while providing tips based on the experiences of the JMDI projects.

6.3 Description of Most Relevant National Migration and Development Actors

The following national actors are active in areas related to Migration and Development in Lebanon (table 6.1).

Table 6.1 - Lebanon: National Actors Active in the Area of Migration and Development	
Ministry	Involvement with Migration and Development
Ministry of Foreign Affairs and Emigrants (AR , EN)	The Directorate of Lebanese Emigrants in the Lebanese Ministry of Foreign Affairs and Emigrants (AR) deals with affairs relevant to the Lebanese community abroad* The Ministry appoints attachés for emigration affairs to diplomatic missions in states of emigration (Art. 18 9 of Decree No. 3859)
N.B: This list is not exhaustive Source: * National authorities 2013	

Furthermore, the [World Lebanese Cultural Union](#) (EN) has been created as an independent, non-governmental institution to represent the Lebanese diaspora.

International and regional organisations active in thematic areas related to migration and development include, inter alia:

- [ILO](#) ([AR](#), [EN](#));
- [IOM Lebanon](#);
- [UNDP Lebanon](#) (EN);
- [UNIDO Lebanon](#) ([EN](#), [FR](#)) – [Arab Regional Centre for Entrepreneurship and Investment Training](#) (EN);
- [World Bank](#) ([AR](#), [EN](#)); and
- [Delegation of the European Union](#) ([AR](#), [EN](#), [FR](#)).

Joint Chambers of Commerce

The [International Chamber of Commerce Lebanon](#) is the national committee to the [World Business Organisation](#) (EN). No information on joint chambers of commerce at a bilateral level could be collected at this stage.

7 Sources

7.1 List of References

Table 7.1 – Lebanon: List of References				
Reference*	Source	Type of data collection/ methodology**	Frequency	Accessibility
R 1	Answers to the MTM i-Map Migration and Development questionnaire provided by national authorities in 2013	Questionnaire	One-time	no
R 2 (AR , EN)	Population and housing characteristics in Lebanon, Statistics In Focus (SIF), Central Administration of Statistics, Lebanon, Issue number 2, April 2012 (AR, EN)	Publication based on official statistics	n/a	Free access
R3 (AR , EN , FR)	Final report (2010) (AR , EN , FR) of the Joint ICMPD-IOM Project: Linking Emigrant Communities for More Development – Inventory of Institutional Capacities and Practices	Desk research and field missions	One-time	Free access
R4 (EN)	Translation of the Draft Law that Extends the Reacquisition of Lebanese Citizenship to the Descendants of Lebanese Emigrants, translated by Adib Ferzli, JD (EN)	n/a	n/a	Free access
R 5 (EN)	EUDO Citizenship Observatory Country Report: Lebanon (2012) (EN)	n/a	n/a	Free access
R6 (EN)	UNDP (EN, FR) paper Immigration and Human Development: Evidence from Lebanon (2009) (EN)	n/a	n/a	Free access
R7 (EN)	World Bank (AR, EN, FR) Migration and Remittances Factbook (EN)	n/a	n/a	Free access
R8 (EN)	World Bank Migration and Development Brief 17 (2011)	n/a	n/a	Free access
R9 (EN)	International Monetary Fund (IMF) (AR, EN, FR) Country report No 12/40 (2012) (EN)	n/a	n/a	Free access
R10 (AR , EN , FR)	UNDP (EN, FR) Human Development Report (HDR) 2009 (AR, EN, FR)	n/a	n/a	Free access
R11 (EN)	The Economic Research Forum (ERF) working paper The Impact of Remittances on Education in Jordan, Syria and Lebanon (2012) (EN)	n/a	n/a	Free access
R12 (EN)	The Positive and Negative Impact of Remittances on Economic Growth in MENA countries (2012) (EN)	n/a	n/a	Free access

R13 (EN)	Diaspora and E-Commerce: The Globalisation of Lebanese Baklava (EN)	n/a	n/a	Free access
R14 (EN)	CARIM Migration Profile Lebanon (2010) (EN)	n/a	n/a	Free access
R 15 (EN, FR)	Website of the European Union External Action Service (EN, FR)	n/a	n/a	Free access
* N.B: Reports that have been quoted three times or more will be referred to with this reference system the following times. Sources that are quoted less than three times are listed in this table without having a reference number assigned to them in the first column.				
** N.B: Information on type of data collection / methodology is only provided for the main country-specific surveys.				

7.2 Overview on National Data Collection on Migration and Remittances

For detailed information on the statistical system of Lebanon please refer to:

- [Country Profiles of Statistical Systems](#) (EN) of the [United Nations Department of Economic and Social Affairs \(UNDESA\)](#) (AR, EN, FR);
- [Country profiles](#) (EN) of the [World Bank](#) (AR, EN, FR) [Bulletin Board on Statistical Capacity \(BBSC\)](#) (EN); and
- The [Guide on the Compilation of Statistics on International Migration in the Euro-Mediterranean Region \(September 2009\)](#) (EN) of the [Euro-Mediterranean Statistical Cooperation \(MEDSTAT\)](#) (EN), funded by the [European Union](#) (EN, FR).

The report [Migrants Count: Five Steps Toward Better Migration Data \(2009\)](#) (AR, EN, FR), published by the [Commission on International Migration Data for Development Research and Policy](#) (EN), provides recommendations to remedy the lack of good data on migration and its effects on development.

Table 7.2 – Lebanon: Overview on National Data Collection on Migration and Remittances

National Sources			
Agency/ Type of Data Collection	Frequency	Data Provided	Accessibility
CAS - Multi Cluster Survey with multiple indicators	n/a	Stock of emigrants	n/a
Ministry of Labor –	n/a	Nationality, age, profession, category of work permit	www.labor.gov.lb (AR)

administrative data			
International Sources			
UN Department of Economic and Social Affairs (UNDESA) (EN) Population Division (2009) (EN). Trends in Internat. Migrant Stock: The 2008 Revision (EN).	Five-year intervals.	Number of immigrants, number of immigrants as percentage of population, percentage of female immigrants (estimates based on census data, for further information on data sources and the methodology for estimating the international migrant stock please refer to http://esa.un.org/migration/index.asp?panel=4)	Downloadable here (EN)
World Bank (AR, EN, FR) Migration and Remittances Factbook 2011 (EN)	The Factbook is published every 2-3 years and updated twice a year	Estimates on remittances inflows (defined as workers' remittances, compensation of employees and migrant transfers) based on the International Monetary Fund (AR, EN, FR) Balance of Payments Statistics (EN). Information on the methodology applied is accessible here (EN).	Downloadable here (EN)